

Drawing No.
P 2920.1

Before using this drawing, confirm that it has not been superseded.

© CROWN COPYRIGHT


NOTES: 1. The legend in the main panel is from the Transport Medium alphabet at the x-heights shown.

2. The tile outlines do not form part of the signs.

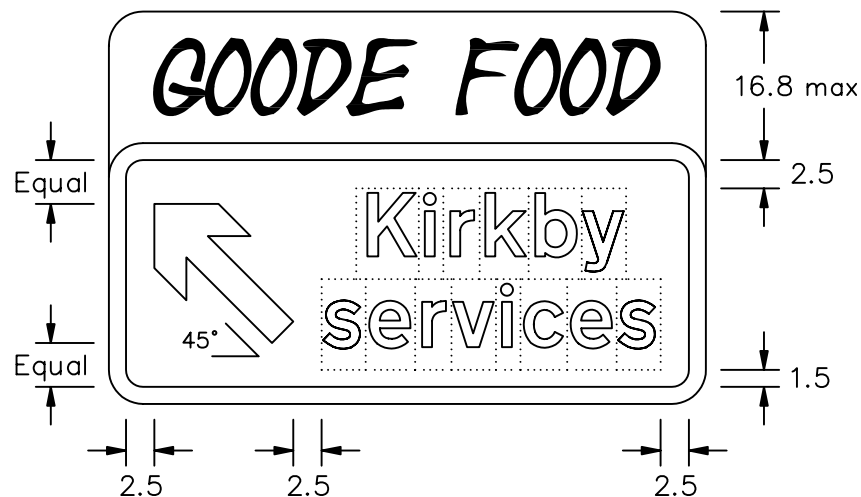
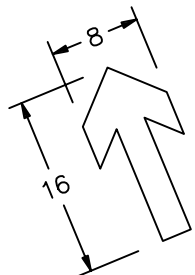
3. COLOURS (main panel) :-
Background ----- BLUE
Legend, Border & Arrow --- WHITE

4. DIMENSIONS : x-heights are in millimetres, other dimensions are in stroke widths. (4sw = x-height)

5. The upper panel may be in any style of lettering, in any contrasting colours and may include the operator's logo. The upper panel, excluding the border to the main sign, may be omitted.



* This dimension is increased when the upper panel determines the width of the sign



VARIANT

P2920x1

Department for
Transport

Title: Motorway Directional Signs
DIRECTION TO
MOTORWAY SERVICE AREA

Issue: Date: Drawn by:
A: 4.3.05 R.M.
B: Approved by:
C: R.M.

Dimensions: SEE
NOTE 4

Drawing No.
P 2920.1