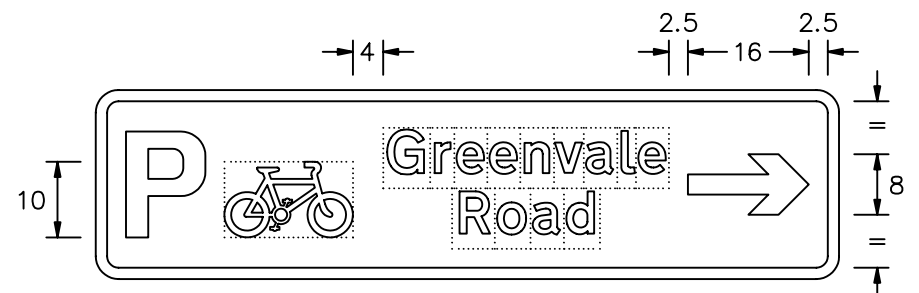

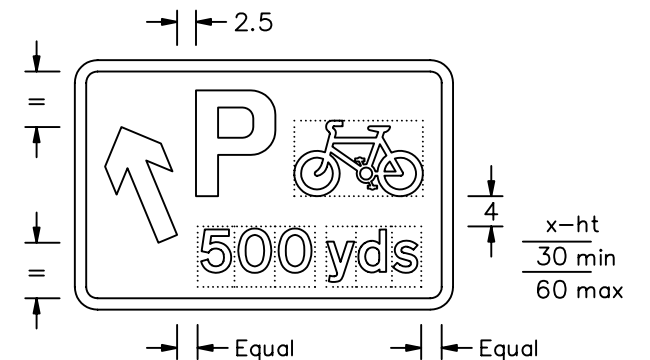
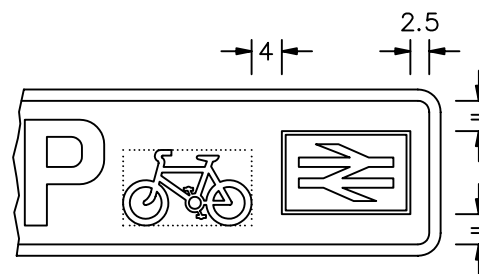



- NOTES: 1. The legends are from the Transport Medium alphabet at the x-heights shown.
2. Cycle symbol details are given on drawing S 24 and 'P' symbol details on drawing S 43. See the 'S' series of drawings for other symbols.
3. The tile outlines do not form part of the signs.
4. COLOURS : Background ----- BLUE  
Legend, 'P' and Cycle symbols, Arrow & Border ---- WHITE
5. DIMENSIONS : x-heights are in millimetres, other dimensions are in stroke widths. (4sw = x-height)
6. See Chapter 7 of the Traffic Signs Manual for further design guidance.



P2603