

Drawing No.  
**P 2034**  
 Sheet 1 of 2

Related Drawing  
**S 30**

Before using this drawing, confirm that it has not been superseded.

© CROWN COPYRIGHT

NOTES: 1. The legend is from the Transport Medium alphabet at the x-heights shown.

2. Aircraft symbol details are given on drawing S 30.

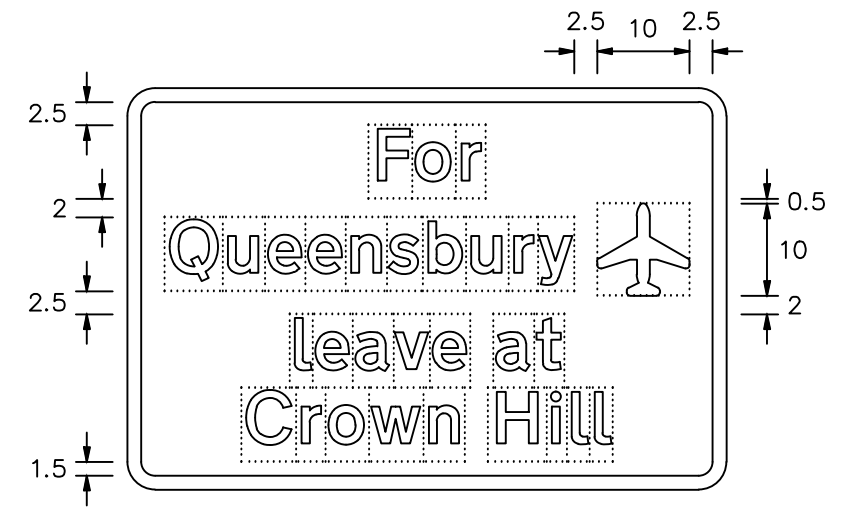
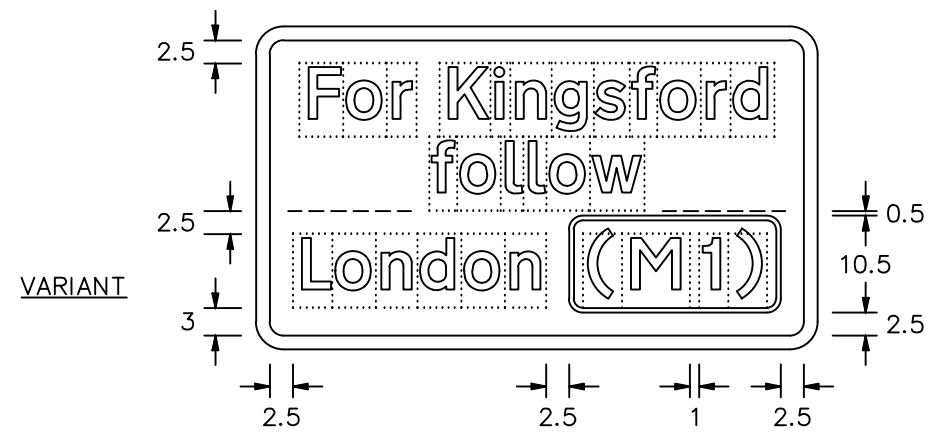
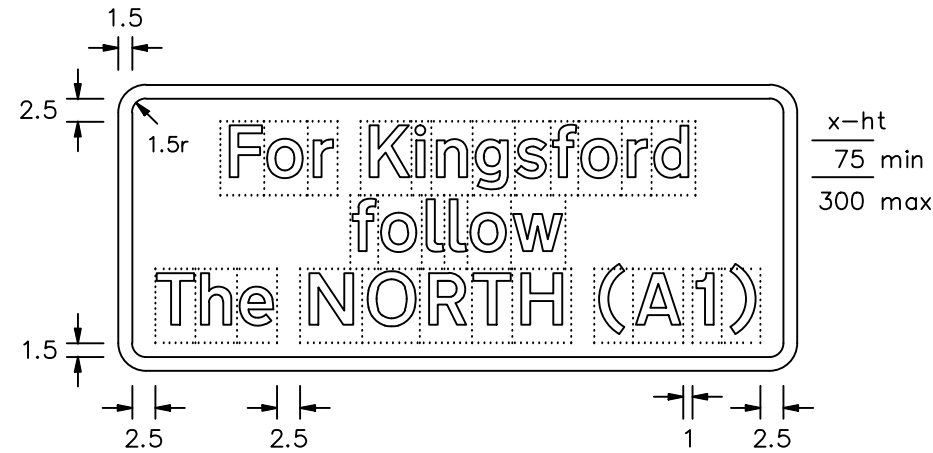
3. The tile outlines do not form part of the signs.

4. COLOURS : Background ----- DARK GREEN  
 Legend, Symbol & Border --- WHITE  
 '(A1)' route number ----- YELLOW

The motorway number is white on a blue patch with a white border.

5. DIMENSIONS : x-heights are in millimetres, other dimensions are in stroke widths. (4sw = x-height)

6. See sheet 2 for other variants. See Chapter 7 of the Traffic Signs Manual for further design guidance.



P2034-1

<b>Department for          Transport</b>	Title: Primary Route Directional Signs ROUTE TO BE FOLLOWED FOR DESTINATIONS NOT OTHERWISE SHOWN	Issue: A: 31.3.05 B: 11.11.11 C:	Date:	Drawn by : L.W./R.M. Approved by : R.M.	Dimensions : SEE NOTE 5	Drawing No. <b>P 2034</b> Sheet 1 of 2

Drawing No.  
P 2034  
Sheet 2 of 2

Related Drawings  
P 2503  
& S 49

© CROWN COPYRIGHT



$\frac{x-ht}{75}$  min  
300 max

NOTES: 1. The legend is from the Transport Medium alphabet at the x-heights shown.

2. 'Park and Ride' symbol details are given on drawing P 2503. Note that the symbols are 75% of the sizes shown on drawing P 2503 sheet 3. Hospital symbol details are given on drawing S 49.


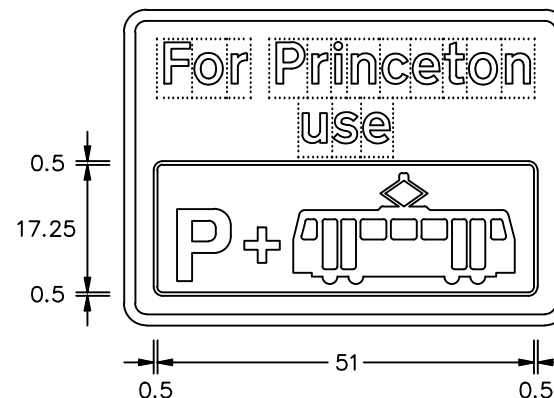
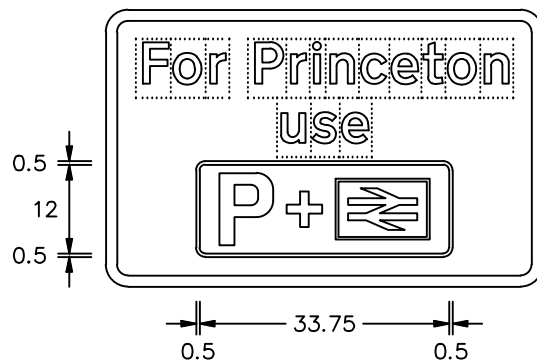
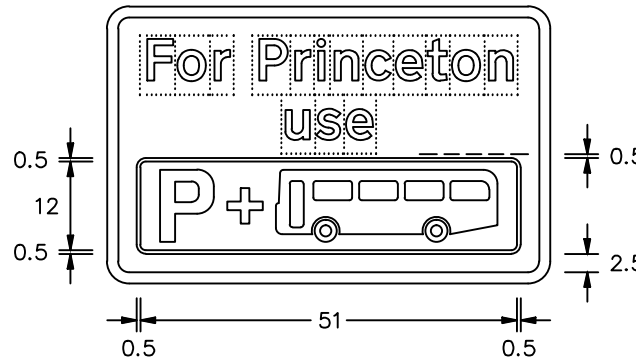
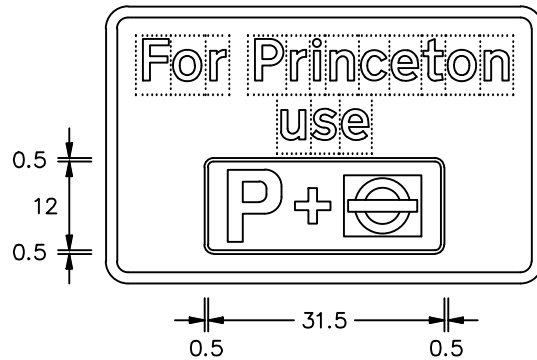
3. The tile outlines do not form part of the signs.

4. COLOURS : Background ----- DARK GREEN  
Legend & Border --- WHITE

The 'Park and Ride' panel has a blue background with a white border. The hospital symbols are white on red with white borders.

5. DIMENSIONS : x-heights are in millimetres, other dimensions are in stroke widths. (4sw = x-height)

6. See sheet 1 for other dimensions and other variants. See Chapter 7 of the Traffic Signs Manual for further design guidance.



P2034-2

Before using this drawing, confirm that it has not been superseded.

<p><b>Department for Transport</b></p>	<p>Title: Primary Route Directional Signs</p>	<p>Issue: Date:</p>	<p>Drawn by:</p>	<p>Dimensions:</p>	<p>Drawing No.</p>
	<p>ROUTE TO BE FOLLOWED FOR DESTINATIONS NOT OTHERWISE SHOWN (variants)</p>	<p>A: 31.3.05 B: 11.11.11 C:</p>	<p>L.W. Approved by: R.M.</p>	<p>SEE NOTE 5</p>	<p>P 2034 Sheet 2 of 2</p>