

Drawing No.
P 667.1

Related Drawings
S 19, S 43 & P 667

Before using this drawing, confirm that it has not been superseded.

© CROWN COPYRIGHT

NOTES: 1. The legend is from the Transport Medium alphabet at the x-heights shown.

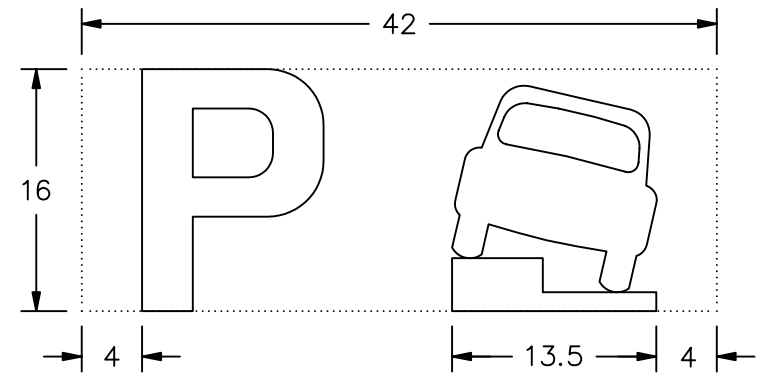
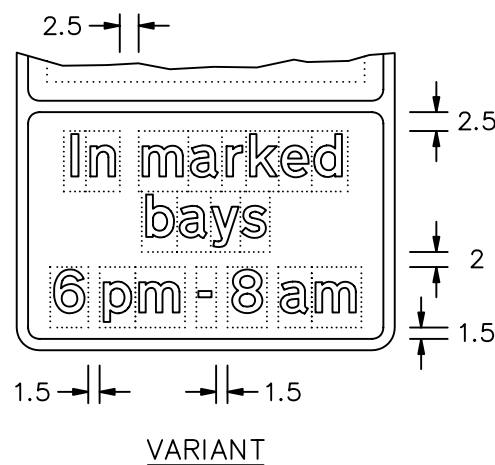
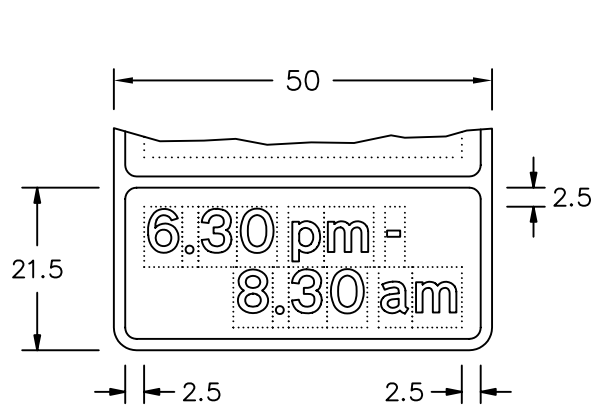
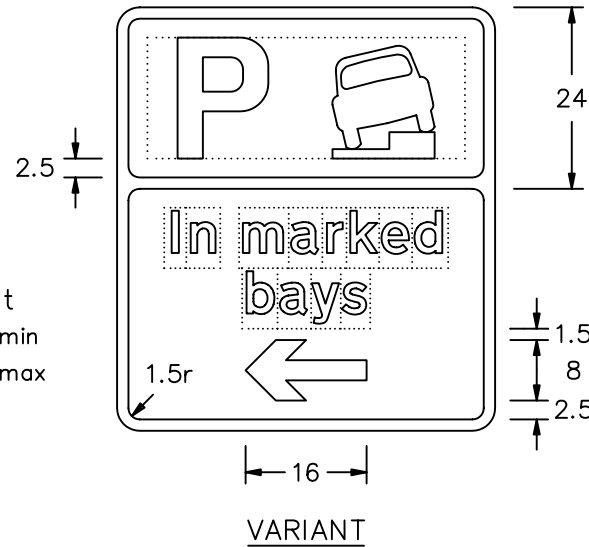
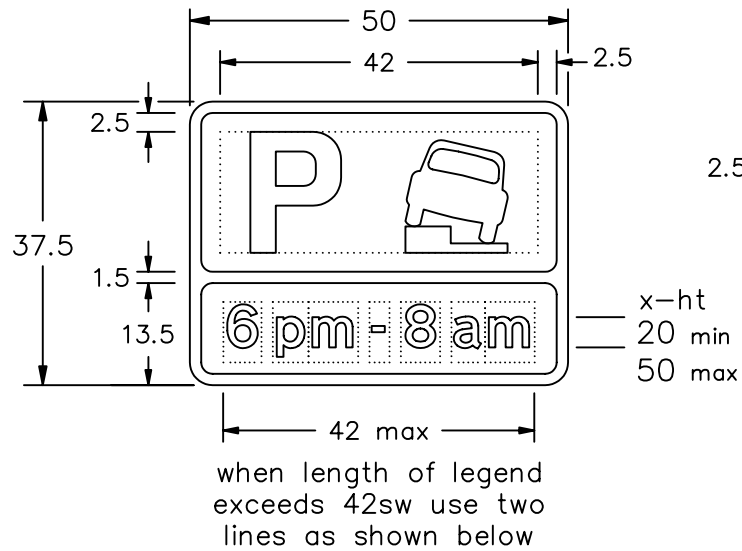
2. Car symbol details are given on drawing S 19 and 'P' symbol details on drawing S 43. See drawing P 667 for 'car on footway' details.

3. The tile outlines do not form part of the signs.

4. COLOURS : Background ----- BLUE
Legend & Border ---- WHITE
Symbols & Arrow --- WHITE

5. DIMENSIONS : x-heights are in millimetres, other dimensions are in stroke widths. (4sw = x-ht)

6. See section 12 in Chapter 7 of the Traffic Signs Manual for further details of time plate design.



P667x1

	Title:	Regulatory Signs	Issue:	Date:	Drawn by:	Dimensions:	Drawing No.
		PARKING PLACE PARTIALLY ON VERGE OR FOOTWAY	A:	4.7.94	S.P.	SEE NOTE 5	P 667.1
			B:	16.8.04	Approved by:		
			C:		R.M.		