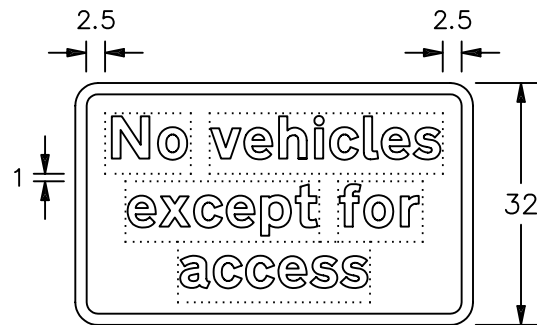
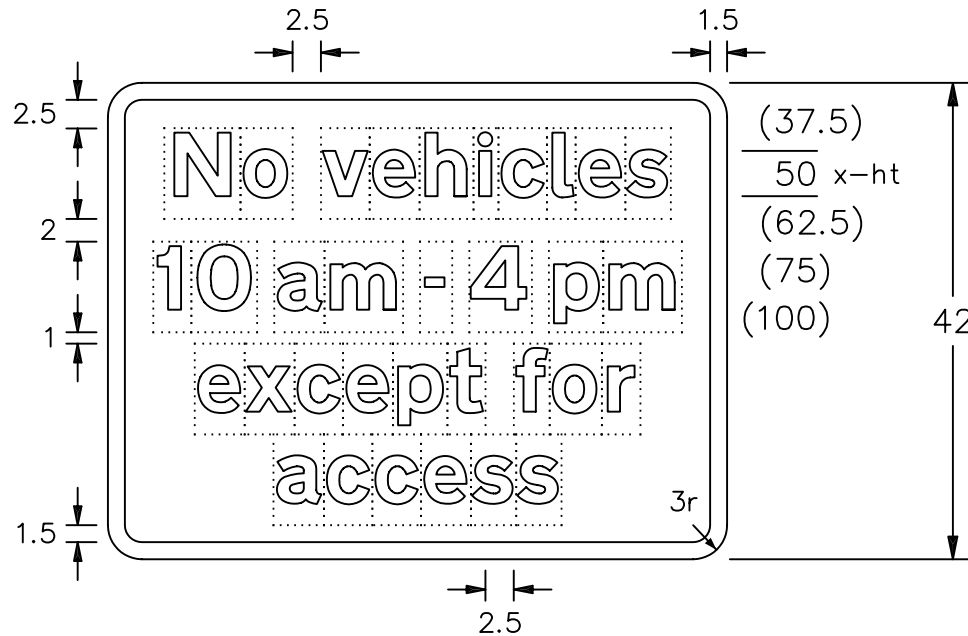
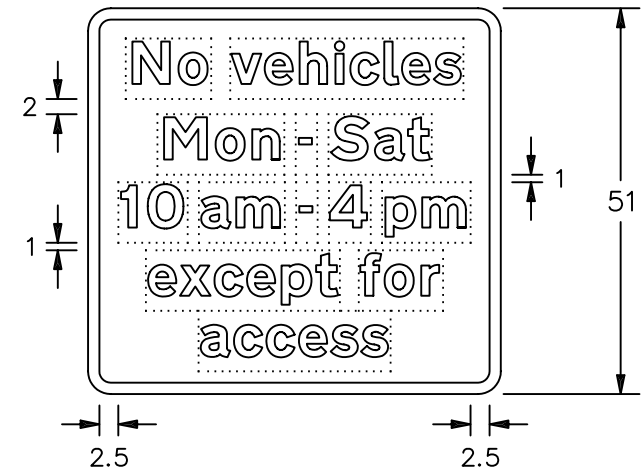
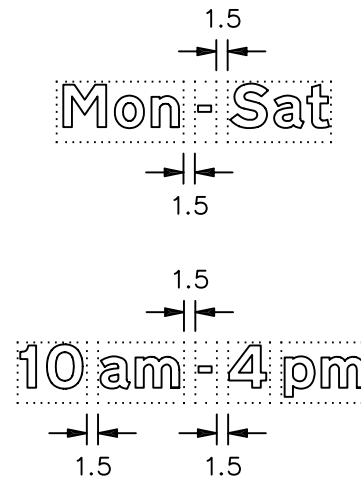


NOTES: - 1. The legend is from the Transport Heavy alphabet at the x-heights shown.

2. The tile outlines do not form part of the signs.
3. COLOURS : Background ----- WHITE
Legend & Border --- BLACK
4. DIMENSIONS : x-heights are in millimetres, other dimensions are in stroke widths. (4sw = x-height)
5. See section 12 in Chapter 7 of the Traffic Signs Manual for further details of time plate design.
6. See sheets 2 to 4 for other variants.



VARIANT



VARIANT

Before using this drawing, confirm that it has not been superseded.

P618x1-1

<p><i>Department for</i> Transport</p>	<p>Title: Regulatory Signs</p>	<p>Issue: Date:</p>	<p>Drawn by:</p>	<p>Dimensions:</p>	<p>Drawing No.</p>
	<p>SUPPLEMENTARY PLATES FOR USE WITH P 617</p>	<p>A: 26.7.94 B: 12.12.02 C:</p>	<p>R.M. Approved by: R.M.</p>	<p>SEE NOTE 4</p>	<p>P 618.1 Sheet 1 of 4</p>

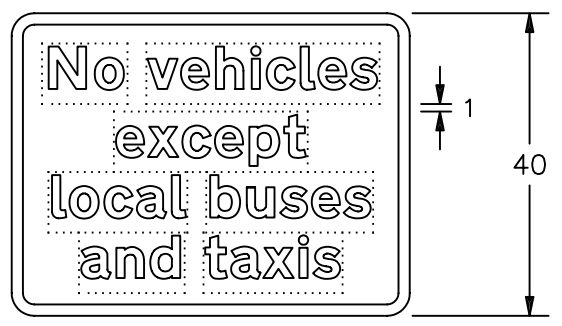
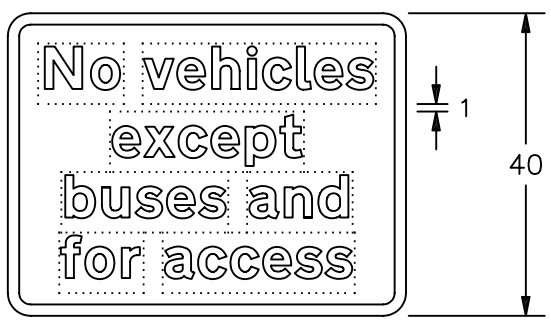
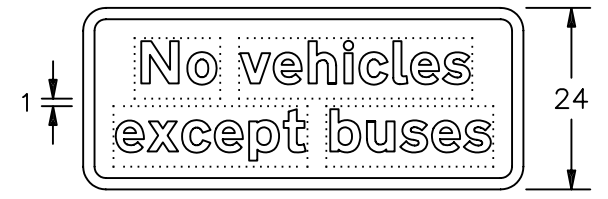
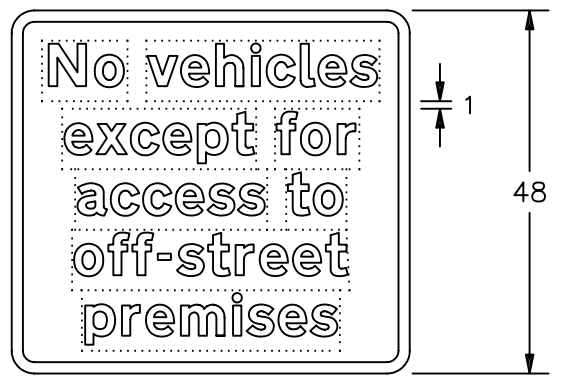

Drawing No.
P 618.1
 Sheet 2 of 4

Related Drawing
 S 32 sheet 1

Before using this drawing, confirm that it has not been superseded.

© CROWN COPYRIGHT

- NOTES:—
- The legend is from the Transport Heavy alphabet.
 - Lorry symbol details are given on drawing S 32 sheet 1.
 - The tile outlines do not form part of the signs.
 - COLOURS : Background ----- WHITE
 Legend, Symbol & Border ---- BLACK
 - All dimensions shown are in stroke widths.
 (4sw = x-height) (see sheet 1 for x-heights)
 - See section 12 in Chapter 7 of the Traffic Signs Manual for further details of time plate design.
 - See sheets 1, 3 and 4 for other variants.



P618x1-2

Department for Transport	Title:	Regulatory Signs SUPPLEMENTARY PLATES FOR USE WITH P 617 (variants)	Issue:	Date:	Drawn by:	Dimensions:	Drawing No.
			A:	26.7.94	R.M.	SEE NOTE 5	P 618.1 Sheet 2 of 4
			B:	12.12.02	Approved by:		
			C:		R.M.		

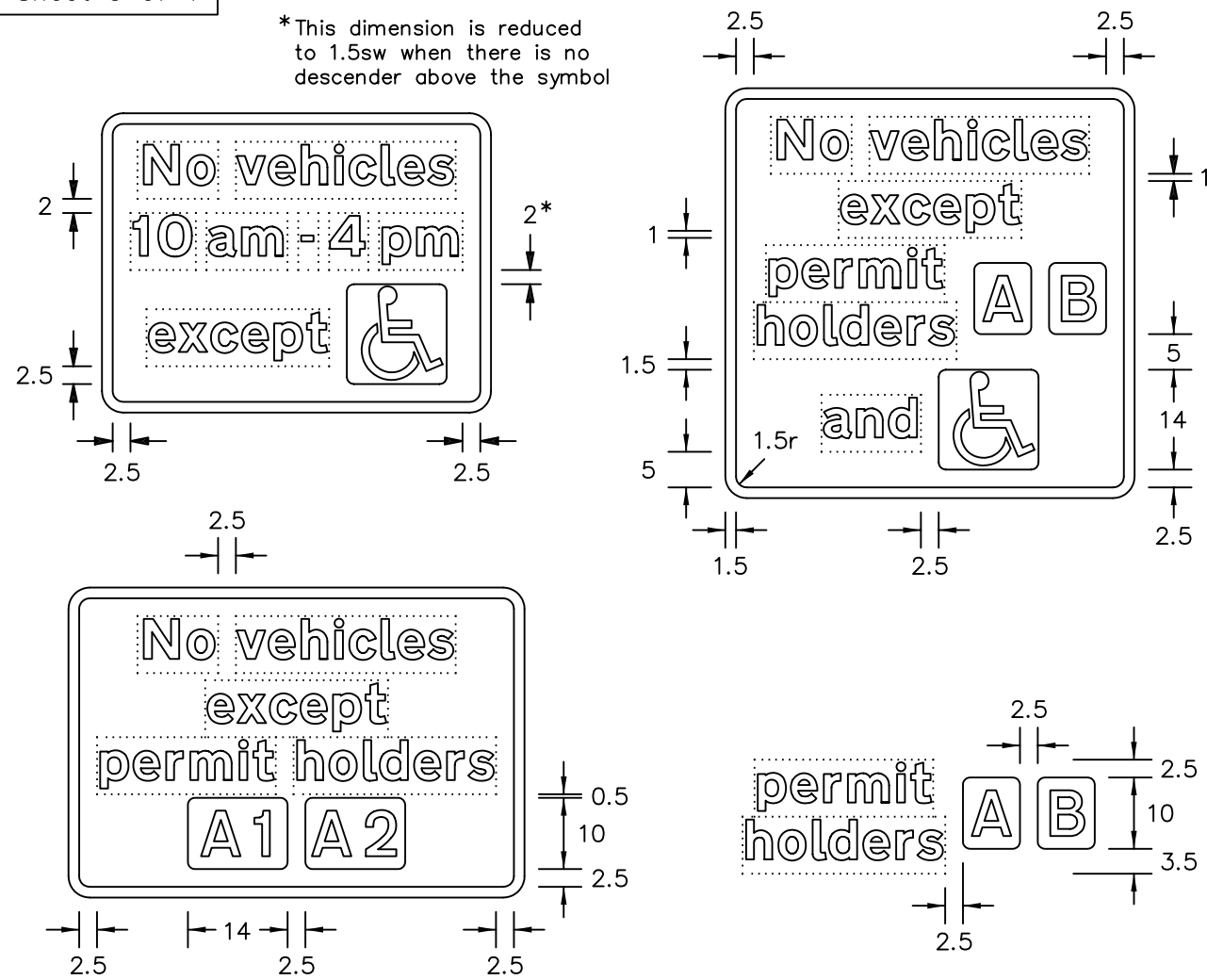
Drawing No.
P 618.1
Sheet 3 of 4

Related Drawing
S 45

Before using this drawing, confirm that it has not been superseded.

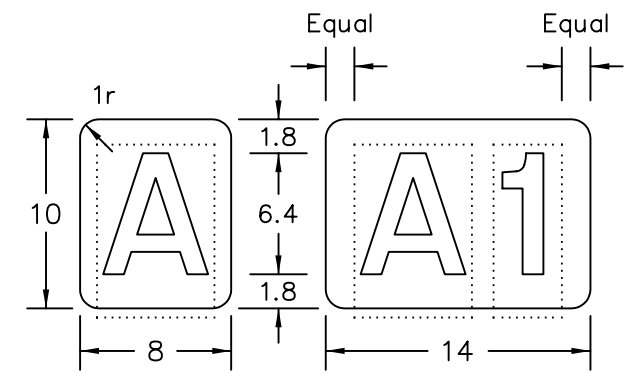
© CROWN COPYRIGHT

*This dimension is reduced to 1.5sw when there is no descender above the symbol



- NOTES:-
1. The legend is from the Transport Heavy alphabet. The permit code characters are from the Transport Medium alphabet.
 2. Disabled symbol details are given on drawing S 45.
 3. The tile outlines do not form part of the signs.
 4. COLOURS : Background ----- WHITE
Legends & Borders ----- BLACK
Disabled Symbol ----- WHITE
Disabled Tile ----- BLUE

The permit code characters and tiles may be in any contrasting colours.
 5. All dimensions shown are in stroke widths. (4sw = x-height) (see sheet 1 for x-heights)
 6. See section 12 in Chapter 7 of the Traffic Signs Manual for further details of time plate design.
 7. See sheets 1, 2 and 4 for other variants.



Tile width is increased to 20sw when third character added

P618x1-3

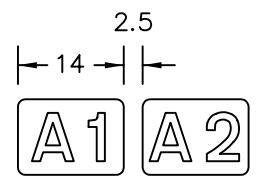
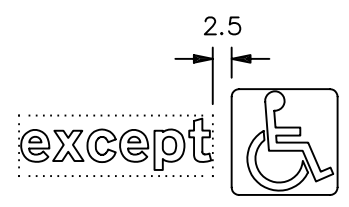
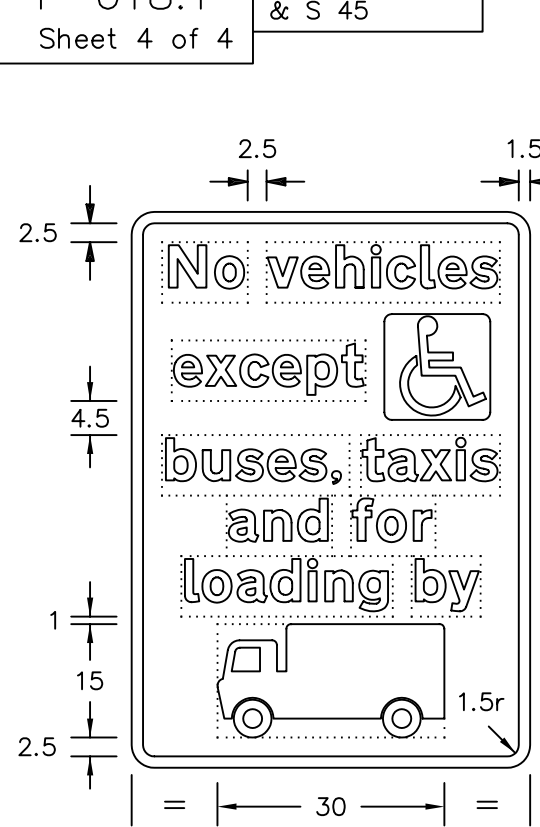
<p><i>Department for</i> Transport</p>	<p>Title: Regulatory Signs</p>	<p>Issue: Date:</p>	<p>Drawn by:</p>	<p>Dimensions:</p>	<p>Drawing No.</p>
	<p>SUPPLEMENTARY PLATES FOR USE WITH P 617 (variants)</p>	<p>A: 26.7.94 B: 12.12.02 C:</p>	<p>R.M. Approved by: R.M.</p>	<p>SEE NOTE 5</p>	<p>P 618.1 Sheet 3 of 4</p>

Drawing No.
P 618.1
 Sheet 4 of 4

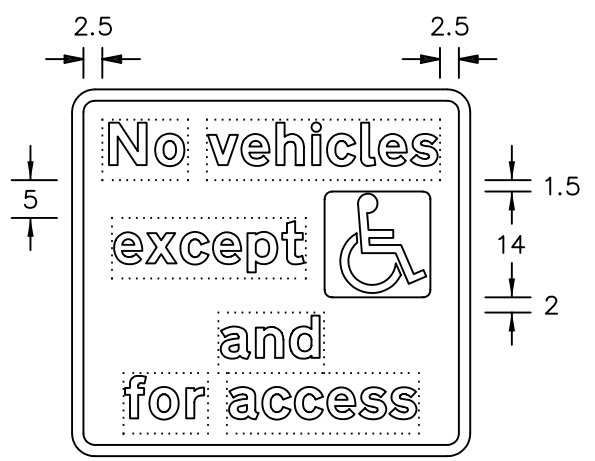
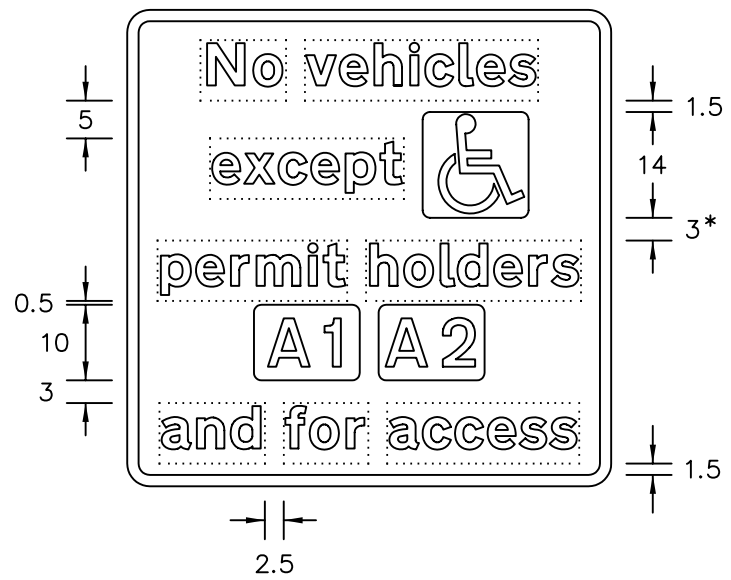
Related Drawings
 S 32 sheet 1
 & S 45

Before using this drawing, confirm
 that it has not been superseded.

© CROWN COPYRIGHT



* This dimension is reduced to 2sw when there are no permit code tiles.



WORD SPACING AFTER A COMMA

- NOTES:-
- The legend is from the Transport Heavy alphabet. The permit code characters are from the Transport Medium alphabet.
 - Lorry symbol details are given on drawing S 32 sheet 1 and disabled symbol details on drawing S 45.
 - The tile outlines do not form part of the signs.
 - COLOURS : Background ----- WHITE
 Legends & Borders ----- BLACK
 Lorry Symbol ----- BLACK
 Disabled Symbol ----- WHITE
 Disabled Tile ----- BLUE
- The permit code characters and tiles may be in any contrasting colours.
- All dimensions shown are in stroke widths. (4sw = x-height) (see sheet 1 for x-heights)
 - See sheets 1 to 3 for other variants. See sheet 3 for details of the permit code letters.

P618x1-4

	Title: Regulatory Signs SUPPLEMENTARY PLATES FOR USE WITH P 617 (variants)	Issue: A: 26.7.94	Date: 12.12.02	Drawn by: R.M.	Dimensions: SEE NOTE 5	Drawing No. P 618.1 Sheet 4 of 4
		Issue: B: 12.12.02	Issue: C:	Approved by: R.M.		