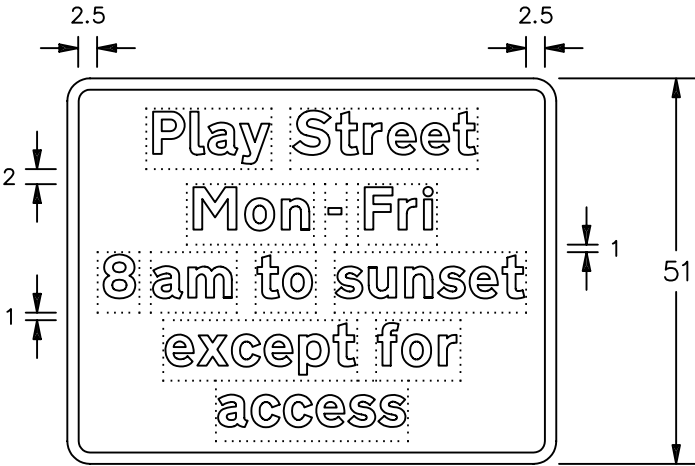
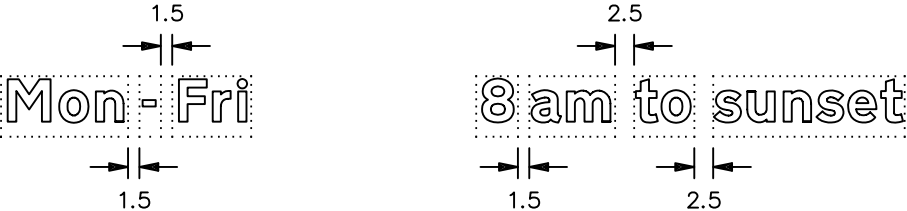
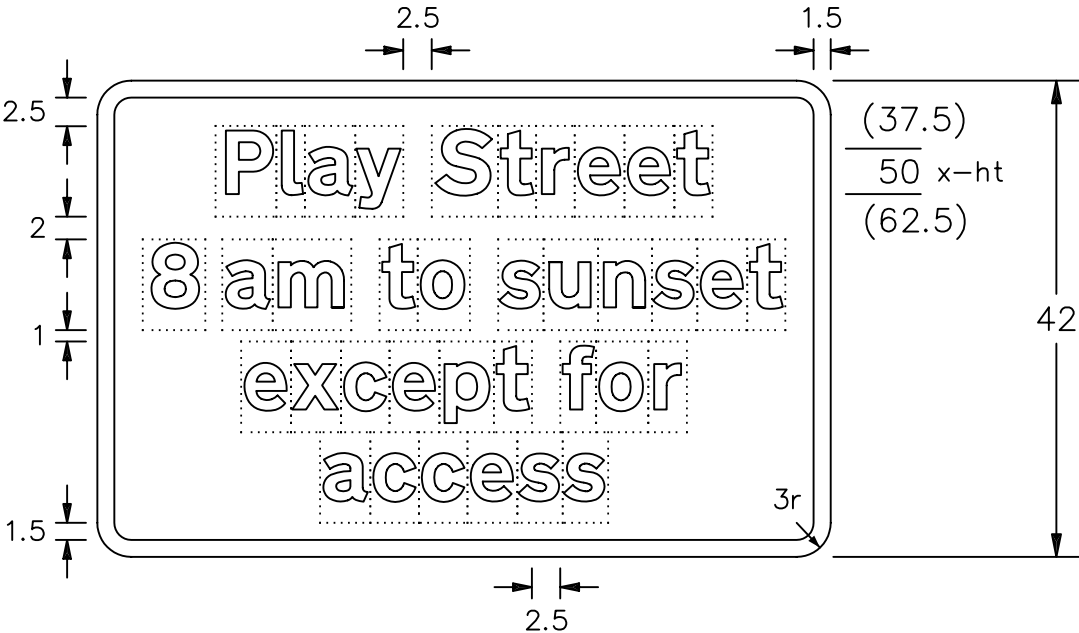


Drawing No.
P 618

Before using this drawing, confirm that it has not been superseded.

© CROWN COPYRIGHT

- NOTES:— 1. The legend is from the Transport Heavy alphabet at the x-heights shown.
2. The tile outlines do not form part of the signs.
3. COLOURS : Background ----- WHITE
Legend & Border --- BLACK
4. DIMENSIONS : x-heights are in millimetres, other dimensions are in stroke widths. (4sw = x-height)
5. See section 12 in Chapter 7 of the Traffic Signs Manual for further details of time plate design.



VARIANT

P618

Department for
Transport

Title: Regulatory Sign
SUPPLEMENTARY PLATE
FOR USE WITH P 617

Issue: Date: Drawn by: Dimensions:
A: 26.7.94 R.M.
B: 12.12.02 Approved by:
C: R.M.

SEE
NOTE 4

Drawing No.
P 618