

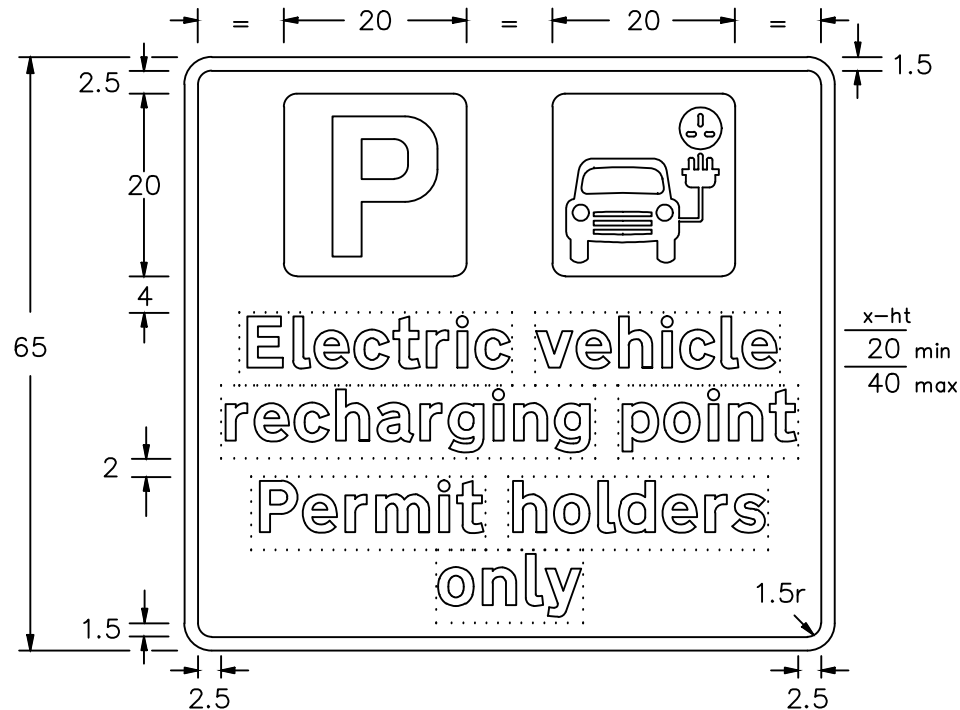
Drawing No.
P 660.9
 Sheet 1 of 3

Related Drawings
 S 43 & S 65

Before using this drawing, confirm that it has not been superseded.

© CROWN COPYRIGHT

- NOTES: 1. The legend is from the Transport Heavy alphabet at the x-heights shown.
2. 'P' symbol details are given on drawing S 43 and electric vehicle symbol details on drawing S 65.
3. The tile outlines do not form part of the sign.
4. COLOURS : Legend & Border ----- BLACK
 Background & Symbols --- WHITE
 'P' tile ----- BLUE
 Electric car tile ----- BLACK
5. DIMENSIONS : x-heights are in millimetres, other dimensions are in stroke widths. (4sw = x-height)
6. See sheet 2 and 3 for permitted variants.



P660x9-1

Department for Transport	Title:	Regulatory Sign	Issue:	Date:	Drawn by :	Dimensions :	Drawing No.
		ELECTRIC VEHICLE RECHARGING POINT	A:	11.11.11	A.K.	SEE NOTE 5	P 660.9
			B:		Approved by:		Sheet 1 of 3
			C:		J.B.		

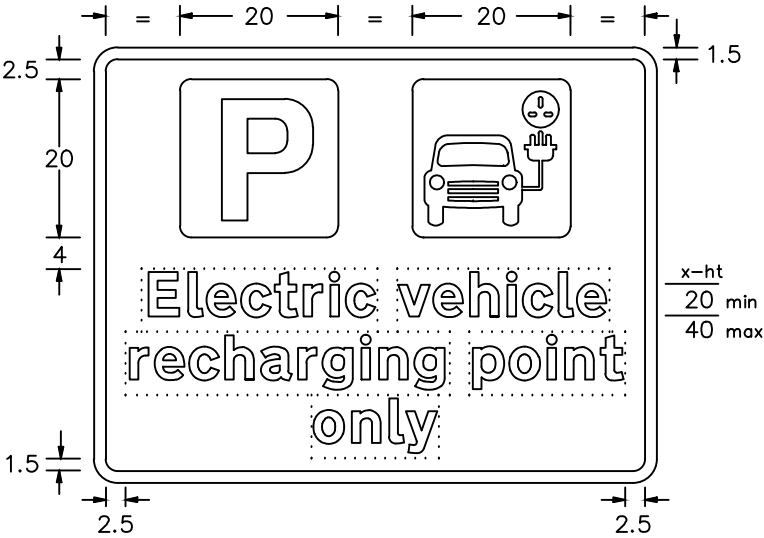
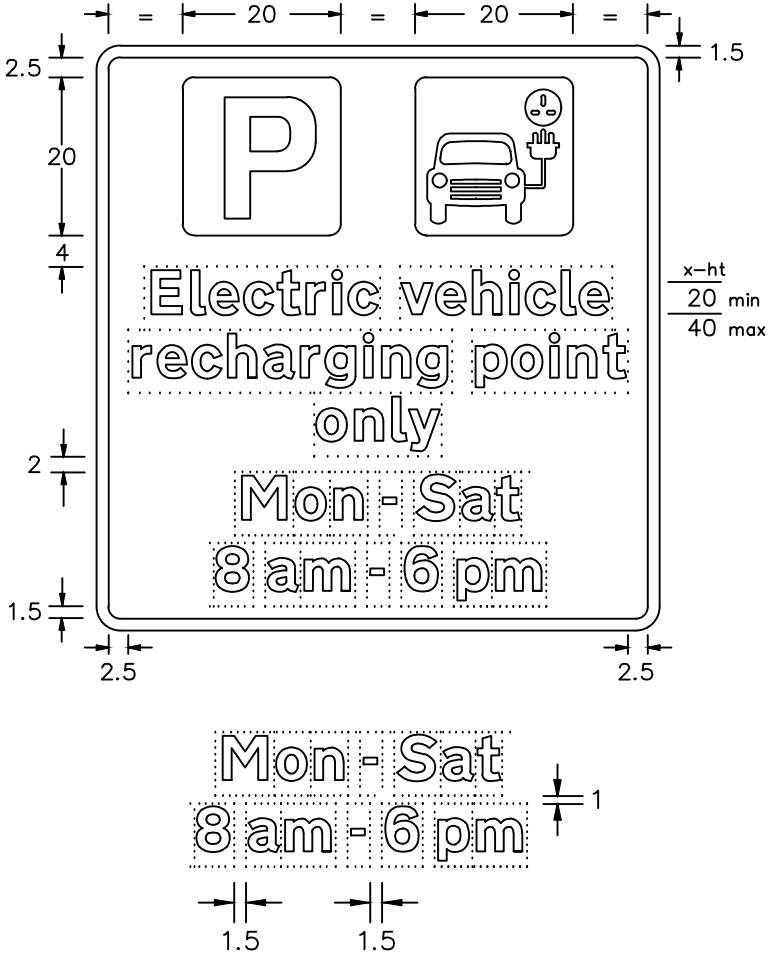
Drawing No.
P 660.9
 Sheet 2 of 3

Related Drawings
 S 43 & S 65

Before using this drawing, confirm that it has not been superseded.

© CROWN COPYRIGHT

- NOTES:
1. The legend is from the Transport Heavy alphabet at the x-heights shown.
 2. 'P' symbol details are given on drawing S 43 and electric vehicle symbol details on drawing S 65.
 3. The tile outlines do not form part of the sign.
 4. COLOURS : Legend & Border ----- BLACK
 Background & Symbols ---- WHITE
 'P' tile ----- BLUE
 Electric car tile ----- BLACK
 5. DIMENSIONS : x-heights are in millimetres, other dimensions are in stroke widths. (4sw = x-height)
 6. See sheet 1 for other dimensions and sheet 3 for another variant.



P660x9-2

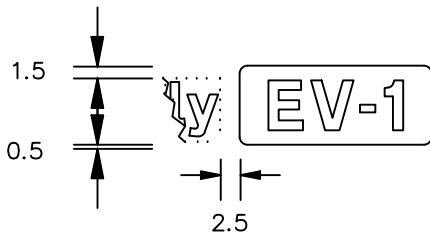
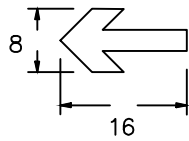
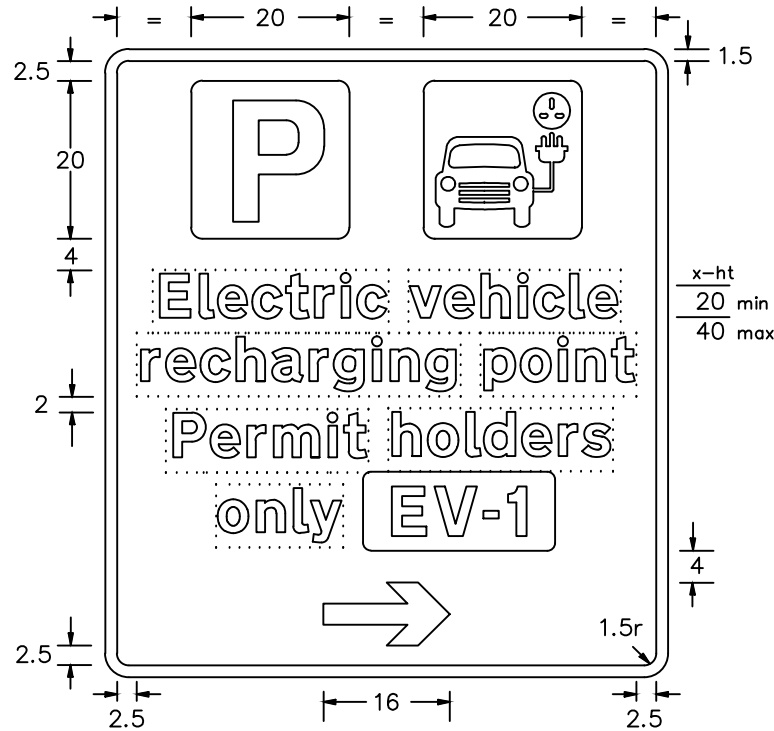
	Title:	Regulatory Sign	Issue:	Date:	Drawn by:	Dimensions:	Drawing No.
		ELECTRIC VEHICLE RECHARGING POINT	A:	11.11.11	A.K.	SEE NOTE 5	P 660.9
			B:		Approved by:		Sheet 2 of 3
			C:		J.B.		

Drawing No.
P 660.9
 Sheet 3 of 3

Related Drawings
 S 43 & S 65

Before using this drawing, confirm that it has not been superseded.

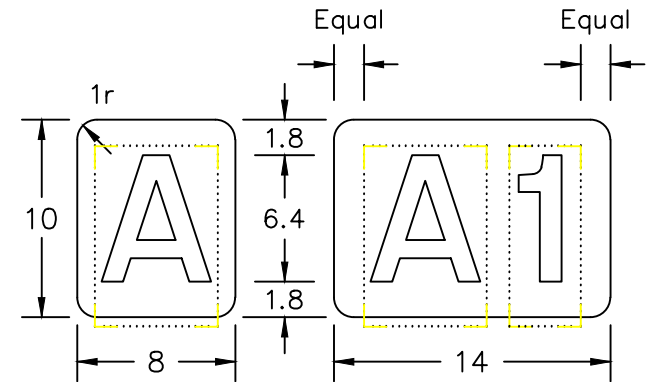
© CROWN COPYRIGHT



- NOTES:
- The legend is from the Transport Heavy alphabet at the x-heights shown.
 - 'P' symbol details are given on drawing S 43 and electric vehicle symbol details on drawing S 65.
 - The tile outlines do not form part of the sign.
 - COLOURS : Legend & Border ----- BLACK
 Background & Symbols ---- WHITE
 'P' tile ----- BLUE
 Electric car tile ----- BLACK
 Arrow ----- BLACK
 - DIMENSIONS : x-heights are in millimetres, other dimensions are in stroke widths. (4sw = x-height)
 - See sheet 1 for other dimensions and sheet 2 for other variants.

TYPICAL CODE IDENTIFIERS

NOTE : The characters shown are from the Transport Medium alphabet. The characters and the tiles may be varied in size and may be in any contrasting colours.



Tile width is increased to 20sw when third character added

P660x9-3

	Title:	Regulatory Sign	Issue:	Date:	Drawn by :	Dimensions :	Drawing No.
		ELECTRIC VEHICLE RECHARGING POINT	A:	11.11.11	A.K.	SEE NOTE 5	P 660.9
			B:		Approved by:		Sheet 3 of 3
			C:		J.B.		