



GT50/143/0001

**ROAD TRAFFIC REGULATION ACT 1984 – SECTIONS 64 AND 65
AUTHORISATION OF TRAFFIC SIGNS AND SPECIAL DIRECTIONS**

The Secretary of State for Transport, in exercise of his powers under Sections 64 and 65 of the Road Traffic Regulation Act 1984, and of all other powers enabling him in that behalf, for the purpose of informing road users of the conditions of a bus lane on Coleshill Heath Road, Solihull, hereby:-

1. authorises the erection at or within 5 metres of the site indicated schematically on the attached plan numbered GT50/143/0001-1 of a traffic sign (hereinafter referred to as "the authorised sign A") conforming as to size, colour and character with that shown on the attached drawing numbered NP 958.6; and
2. authorises the erection at or within 5 metres of the site indicated schematically on the said plan of a traffic sign (hereinafter referred to as "the authorised sign B") conforming as to size, colour and character with that shown in the attached drawing numbered NP 959.5; and
3. directs that, notwithstanding the provisions of Direction 18(3) of the Traffic Signs General Directions 2002 (Part II of SI 2002/3113, "the 2002 Directions"), the authorised sign A may be used with the road marking to diagram 1010 in Schedule 6 to the Traffic Signs Regulations 2002 (Part I of SI 2002/3113, "the 2002 Regulations"); and
4. directs that, notwithstanding the provisions of Direction 18(3) of the 2002 Directions, the authorised sign B shall be used with the road markings to diagram 1048 and diagram 1049 in Schedule 6 to the 2002 Regulations; and



GT50/143/0001


5. directs that it is a condition of this authorisation that the authorised sign A and the authorised sign B may be placed only to indicate the effect of a corresponding Traffic Regulation Order; and
6. directs, without prejudice to any statutory provision to the like effect, that it is a condition of this authorisation that the erection of the authorised sign A and the authorised sign B at or near the said sites shall continue to have effect only until such day as may be appointed by one month's notice given by the Secretary of State in writing to the traffic authority for the removal or alteration of the authorised sign A and the authorised sign B and on that day the said authorisation shall, without prejudice to the giving of any further authorisation or direction, cease to have effect.

The provisions of Regulations 12, 18 and 19 of the 2002 Regulations shall apply to the authorised sign A in the same manner as they apply to the sign to diagram 958 in Schedule 5 to those Regulations.

The provisions of Regulations 12, 18 and 19 of the 2002 Regulations shall apply to the authorised sign B in the same manner as they apply to the sign to diagram 959 in Schedule 5 to those Regulations.

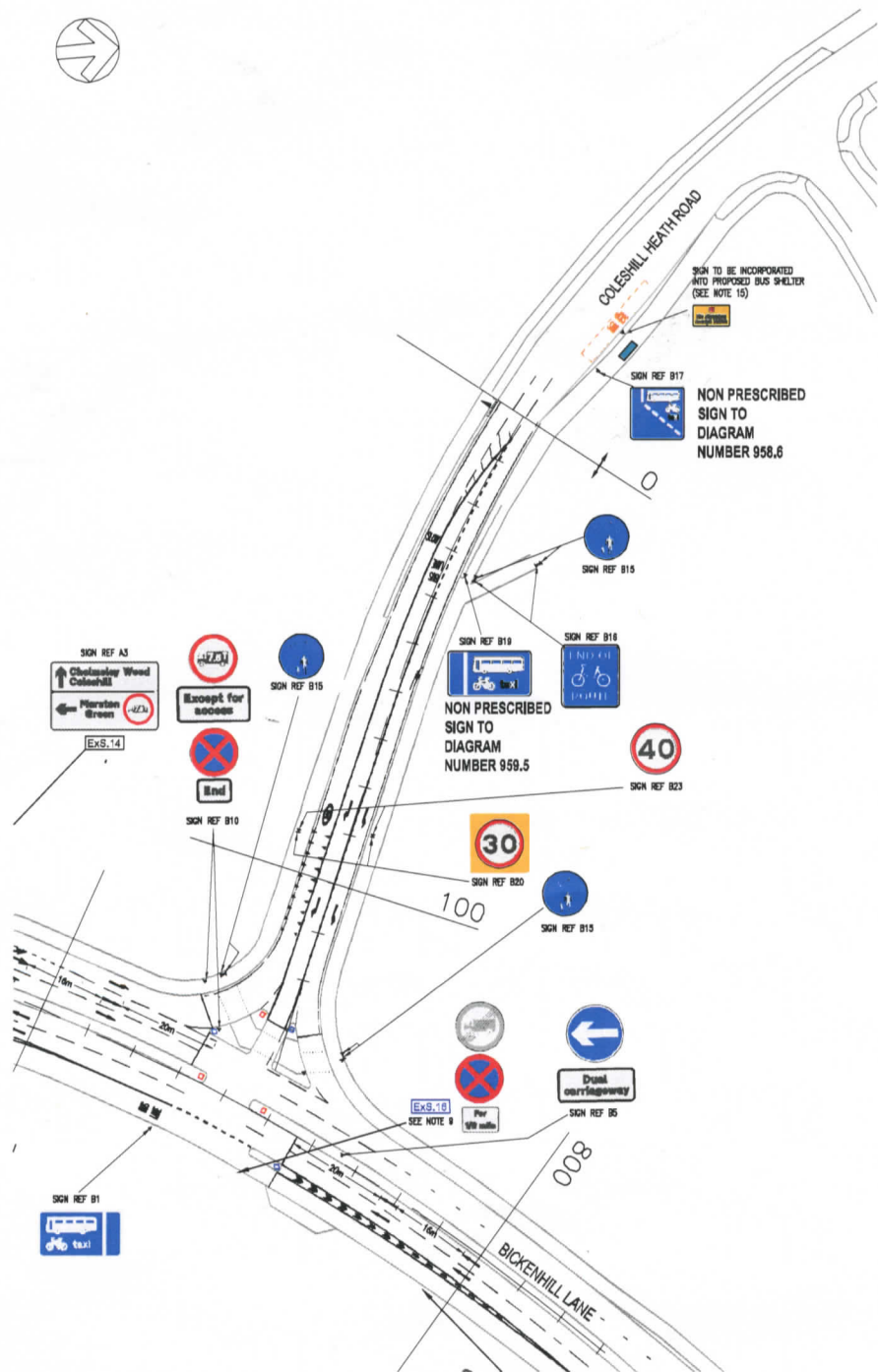
Dated 15 August 2011

Signed by authority of the Secretary of State



.....
A Delegated Official of the Department for Transport





Department for Transport
 Date 12 August 2011
 No. GT 50/143/0001-1

REV	DATE	BY	DESCRIPTION	CHK	APP

FOR TECHNICAL APPROVAL

WSP
 Three White Rose Office Park,
 Millthorpe Park Lane, Leeds, LS11 0DL
 Tel: +44 (0)113 395 8200, Fax: +44 (0)113 395 8201
<http://www.wspgroup.com>

SOLIHULL METROPOLITAN BOROUGH COUNCIL

PROJECT: AIRPORT & NEC INTEGRATED TRANSPORT ACCESS SCHEME BICKENHILL LANE NORTH

TITLE: NON-PRESCRIBED SIGNS COLESHILL HEATH ROAD

SCALE: 1:500m	DRAWN: DME	APPROVED: BSM
DATE: 02/08/2011	CHECKED: DPH	SITE: J.J. 10
PROJECT NO: 0015	DRAWING NO: 0015/02/SKE/15	REV: -

Drawing No.

NP 958.6

Related Drawings

S 24 &
S 25 sheets 1 & 2

© CROWN COPYRIGHT

NOTES: - 1. The legend 'taxi' is from the Transport Medium alphabet at the x-heights shown.

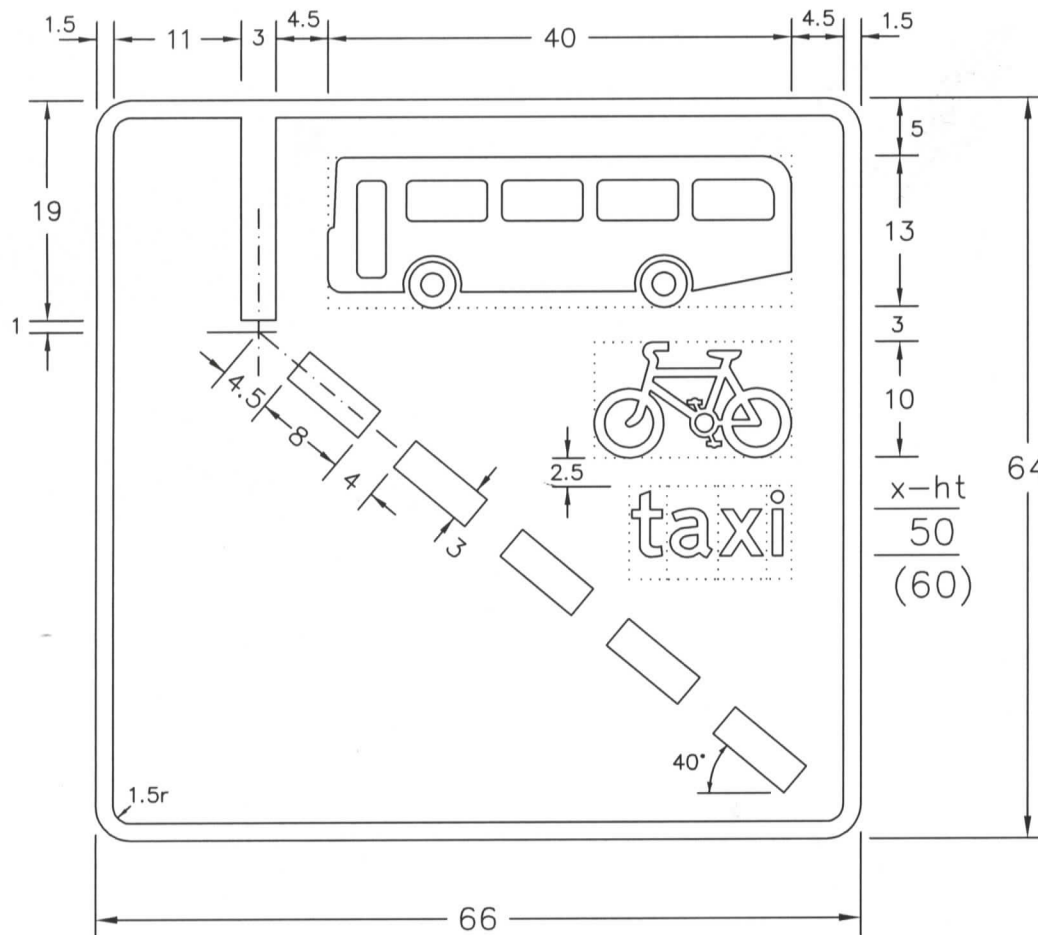
2. Symbol details are given on drawings S 24 and S 25 sheets 1. The symbols must face left unless the lane is a right turn only lane.

3. The tile outlines do not form part of the sign.

4. COLOURS : Background ----- BLUE
Legend, Symbols & Border ---- WHITE

5. DIMENSIONS : x-heights are in millimetres, other dimensions are in stroke widths. (4sw = x-height)

6. VARIANTS : The legend 'taxi' may be omitted.
The legend 'local' may be added and the bus symbol shown on dwg S 25 sheet 2 must be used.
A timeplate may be added in the same colours (see dwg. P 961).



NP958x6

Before using this drawing, confirm that it has not been superseded.

<p>Department for Transport</p>	Title:	Bus and Cycle Sign	Issue:	Date:	Drawn by:	Dimensions:	Drawing No.
		OFF SIDE BUS LANE AHEAD	A:	17.7.03	L.W.	SEE	NP 958.6
			B:		Approved by:	NOTE 5	
			C:		R.M.		

Drawing No.

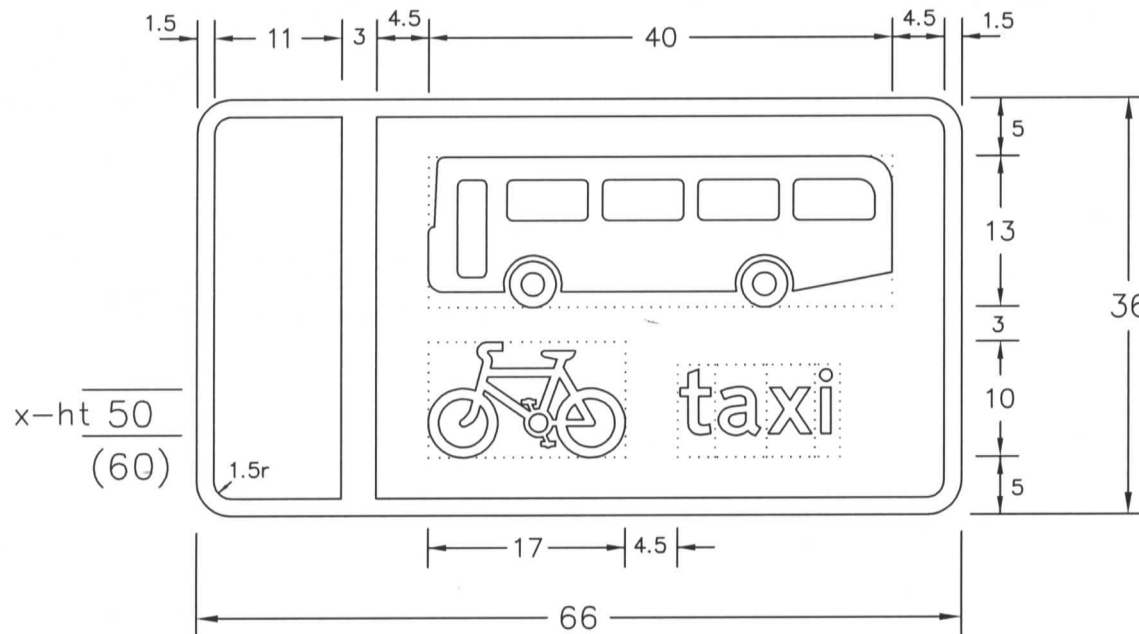
NP 959.5

Related Drawings

S 24 &
S 25 sheets 1 & 2

© CROWN COPYRIGHT

- NOTES: - 1. The legend 'taxi' is from the Transport Medium alphabet at the x-heights shown.
2. Symbol details are given on drawings S 24 and S 25 sheets 1. The symbols must face left unless the lane is a right turn only lane.
3. The tile outlines do not form part of the sign.
4. COLOURS : Background ----- BLUE
Legend, Symbols & Border ---- WHITE
5. DIMENSIONS : x-heights are in millimetres, other dimensions are in stroke widths. (4sw = x-height)
6. VARIANTS : The legend 'taxi' may be omitted. The legend 'local' may be added and the bus symbol shown on dwg S 25 sheet 2 must be used. A timeplate may be added in the same colours (see dwg. P 961).



	Height	Width
50	450	825
60	540	990

NP959x5

Before using this drawing, confirm that it has not been superseded.

<p>Department for Transport</p>	Title:	Regulatory Sign	Issue:	Date:	Drawn by:	Dimensions:	Drawing No.
		OFF SIDE BUS LANE	A:	17.7.03	L.W.	SEE	NP 959.5
			B:		Approved by:	NOTE 5	
			C:		R.M.		