



GT50/032/0002

**ROAD TRAFFIC REGULATION ACT 1984 – SECTIONS 64 AND 65
AUTHORISATION OF TRAFFIC SIGNS AND SPECIAL DIRECTIONS**

The Secretary of State for Transport, in exercise of his powers under Sections 64 and 65 of the Road Traffic Regulation Act 1984 and of all other powers enabling him in that behalf, for the purpose of informing road users of a restricted zone in Bucktons Yard, Clarks Yard, Mechanics Yard, Skinnergate and in the Market Place of Darlington, hereby:-

1. authorises the erection at or within 5 metres of the sites marked schematically and referenced "A" in the attached set of plans numbered GT50/032/0002-1 of a traffic sign (hereinafter referred to as "the authorised sign A") conforming as to size, colour and character with that shown on the attached drawing numbered NP663.2, save that the times of day and days of the week may be varied or omitted and that the legend "except in signed bays" may be used; and
2. authorises the erection at or within 5 metres of the sites marked schematically and referenced "B" in the said set of plans of a traffic sign (hereinafter referred to as "the authorised sign B") conforming as to size, colour and character with that shown on the attached drawing numbered NP637.4, save that the days of the week and times of day may be varied or omitted; and
3. authorises the erection at or within 5 metres of the sites marked schematically and referenced "C" in the said set of plans of a traffic sign (hereinafter referred to as "the authorised sign C") conforming as to size, colour and character with that shown on the attached drawing numbered NP664.1; and



GT50/032/0002

4. directs, that it is a condition of this authorisation that the authorised signs A, B and C may only be placed to indicate the effect of a corresponding Traffic Regulation Order; and
5. directs, without prejudice to any statutory provision to the like effect, that it is a condition of this authorisation that the placing of the authorised signs A, B and C at or near the said sites shall continue to have effect only until such day as may be appointed by one month's notice given by the Secretary of State in writing to the traffic authority for the removal or alteration of the authorised signs A, B and C and on that day the said authorisation shall, without prejudice to the giving of any further authorisation or direction, cease to have effect.

The provisions of Regulations 12, 18 and 19 of the 2002 Regulations shall apply to the authorised sign A in the same manner as they apply to the sign shown in diagram 663.2 in Schedule 2 to those Regulations.

The provisions of Regulations 12, 18 and 19 of the 2002 Regulations shall apply to the authorised sign B in the same manner as they apply to the sign shown in diagram 637.2 in Schedule 2 to those Regulations.



GT50/032/0002

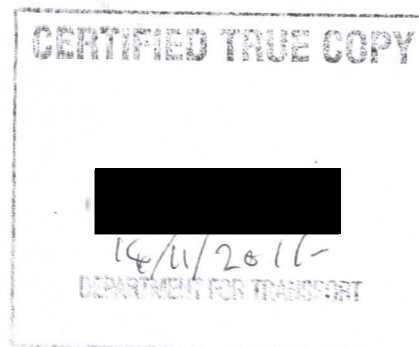
The provisions of Regulations 12, 18 and 19 of the 2002 Regulations shall apply to the authorised sign C in the same manner as they apply to the sign shown in diagram 664 in Schedule 2 to those Regulations.

This authorisation replaces the earlier ones dated 28 July 1998 under reference GT46/45/90 and GT46/45/78 which are hereby revoked.

Dated 13 April.....2011

Signed by authority of the Secretary of State

.....
A Grade 7 Official of the Department for Transport



Drawing No.
NP 663.2
Sheet 1 of 2

Before using this drawing, confirm
that it has not been superseded.

© CROWN COPYRIGHT

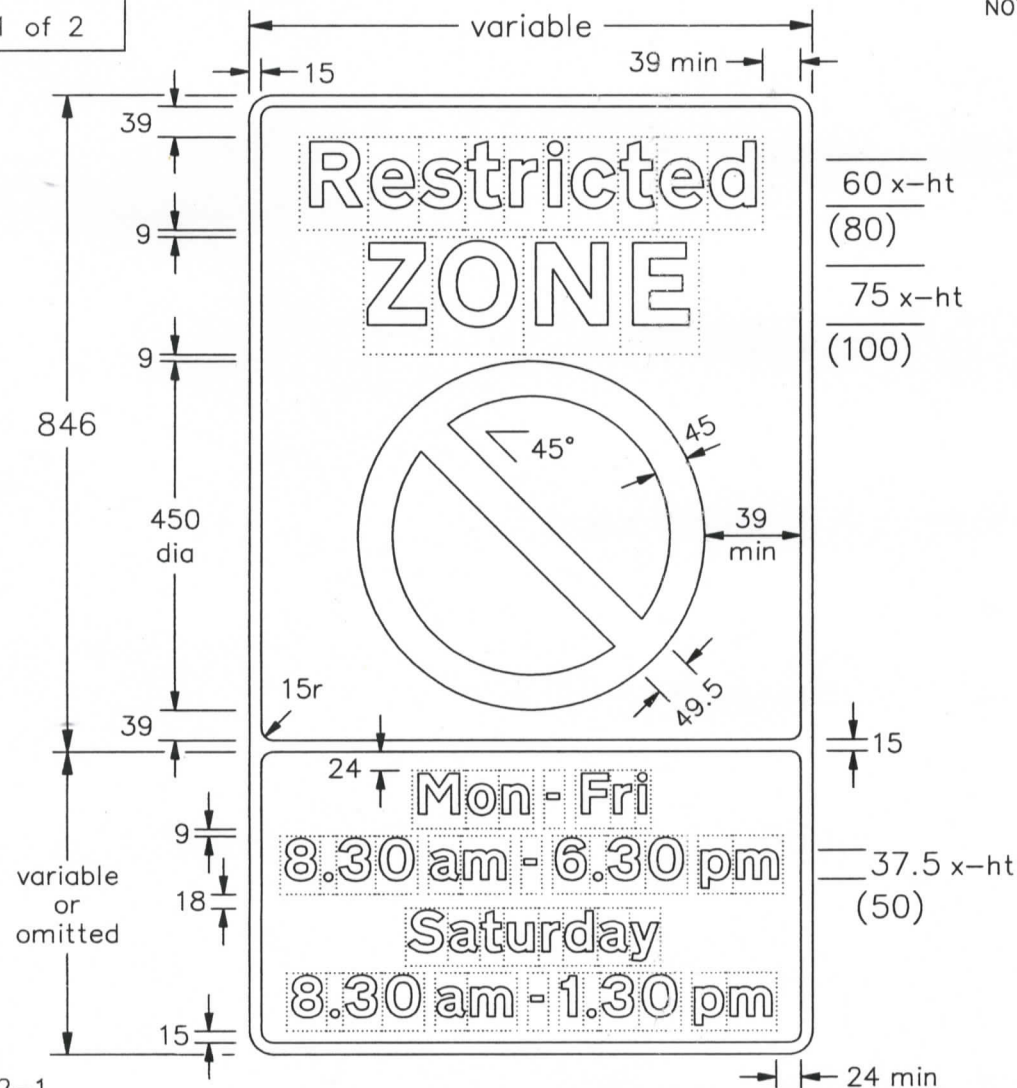
NOTES: 1. The legend is from the Transport Heavy alphabet at the
x-heights shown.

2. The tile outlines do not form part of the signs.

3. COLOURS : Background ----- WHITE
Legend & Borders ----- BLACK
Roundel & Bar ----- RED
Roundel Background --- BLUE

4. DIMENSIONS : All dimensions are based on the smaller x-heights
and shall be varied proportionally for the larger sign size.

5. See sheet 2 for 'No loading' and other variants. See section 12
in Chapter 7 of the Traffic Signs Manual for further details of
time plate design.



NP663x2-1

Department for
Transport

Title: Regulatory Signs
ENTRANCE TO RESTRICTED
PARKING ZONE

Issue: Date:
A: 31.8.07
B:
C:

Drawn by:
L.W.
Approved by:
R.M.

Dimensions:
MILLIMETRES

Drawing No.
NP 663.2
Sheet 1 of 2

Drawing No.

NP 663.2

Sheet 2 of 2

Before using this drawing, confirm
that it has not been superseded.

© CROWN COPYRIGHT

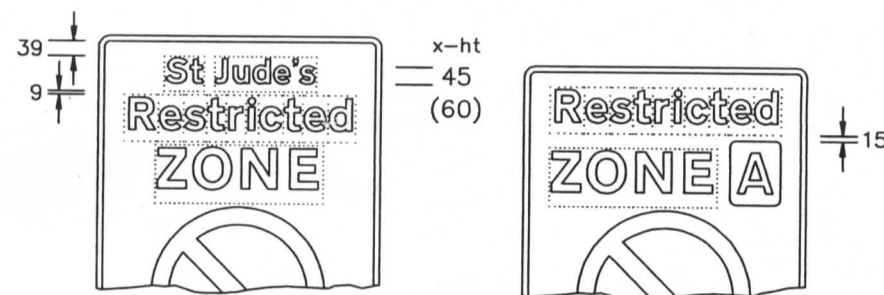
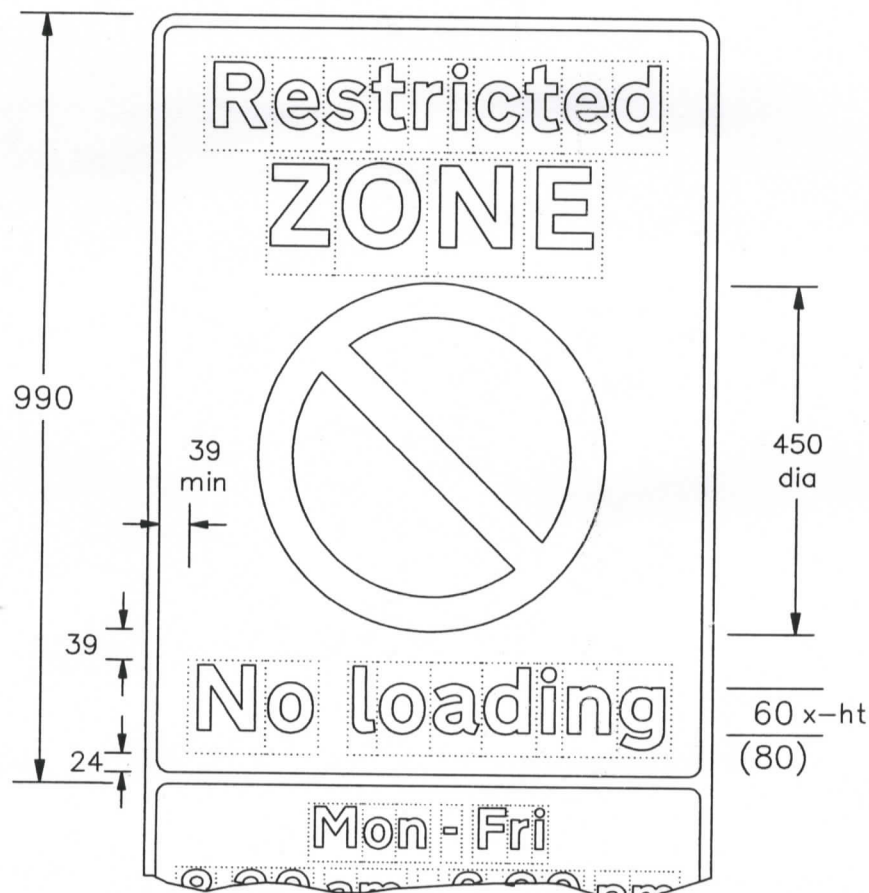
NOTES: 1. The legend is from the Transport Heavy alphabet at the
x-heights shown where shown. See sheet 1 for other x-heights.

2. The tile outlines do not form part of the signs.

3. COLOURS : Background ----- WHITE
Legend & Borders ----- BLACK
Roundel & Bar ----- RED
Roundel Background ---- BLUE

4. DIMENSIONS : All dimensions are based on the smaller x-heights
and shall be varied proportionally for the larger sign size.

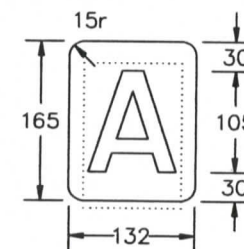
5. See sheet 1 for other dimensions.



TYPICAL CODE IDENTIFIER

NOTE: -

The character shown is from the Transport
Medium alphabet. The character and the
patch may be varied in size and may be
in any contrasting colours.



NP663x2-2

Department for
Transport

Title: Regulatory Signs
ENTRANCE TO RESTRICTED
PARKING ZONE (variants)

Issue: Date:
A: 31.8.07
B:
C:

Drawn by:
L.W.
Approved by:
R.M.

Dimensions:
MILLIMETRES

Drawing No.
NP 663.2
Sheet 2 of 2

Drawing No.

NP 637.4

Sheet 1 of 2

Related Drawing

P 636

Before using this drawing, confirm
that it has not been superseded.

© CROWN COPYRIGHT

NOTES: 1. The legend is from the Transport Heavy alphabet at the
x-height shown.



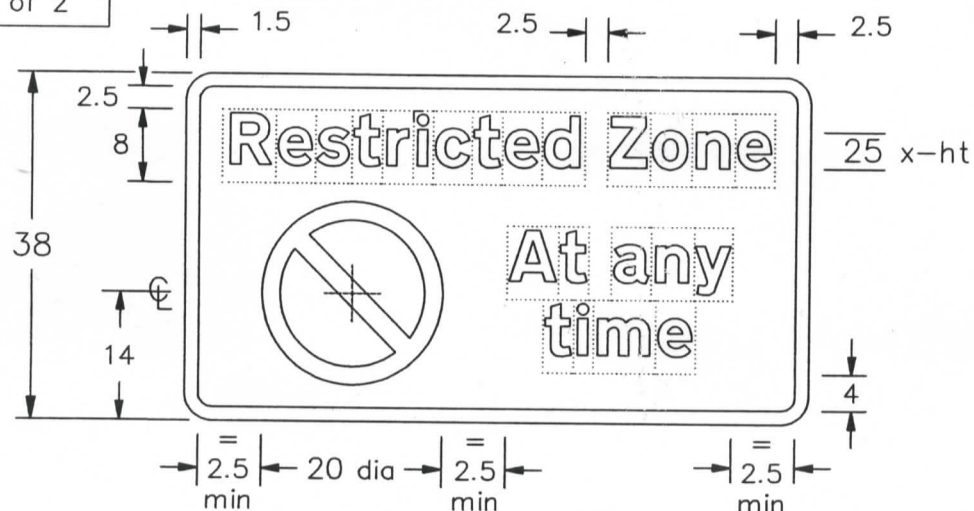
2. The dimensions of the roundel are proportional to those
shown on drawing P 636.

3. The tile outlines do not form part of the signs.

4. COLOURS : Background (No waiting panel) --- YELLOW
Background (No loading panel) --- WHITE
Legends & Borders ----- BLACK
Roundel & Bar ----- RED
Roundel background ----- BLUE

5. DIMENSIONS : x-height is in millimetres, other dimensions
are in stroke widths. (4sw = x-height)

6. See sheet 2 for other variants.



NP637x4-1

Department for
Transport

Title:

Regulatory Signs

RESTRICTED ZONE
WAITING and LOADING PROHIBITION

Issue: Date:

A: 31.8.07

B:

C:

Drawn by:

L.W.

Approved by:

R.M.

Dimensions:

SEE
NOTE 5

Drawing No.

NP 637.4

Sheet 1 of 2

Drawing No.
NP 637.4
Sheet 2 of 2

Related Drawing
P 636

Before using this drawing, confirm
that it has not been superseded.

© CROWN COPYRIGHT

NOTES: 1. The legend is from the Transport Heavy alphabet at the
x-height shown.

2. The dimensions of the roundel are proportional to those
shown on drawing P 636.


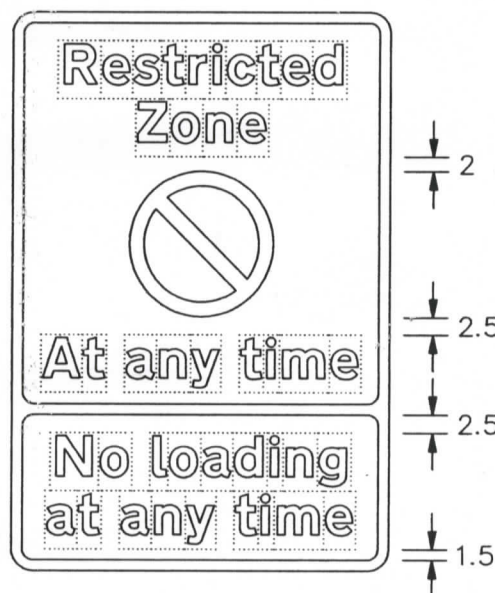
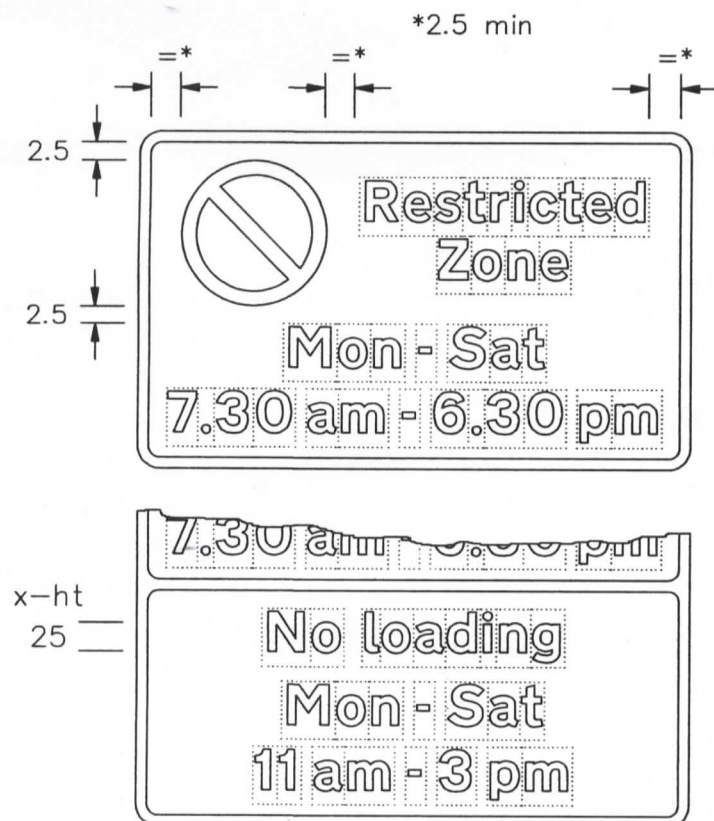
3. The tile outlines do not form part of the signs.

4. COLOURS : Background (No waiting panel) --- YELLOW
Background (No loading panel) --- WHITE
Legends & Borders ----- BLACK
Roundel & Bar ----- RED
Roundel background ----- BLUE

5. DIMENSIONS : x-height is in millimetres, other
dimensions are in stroke widths. (4sw = x-height)

6. See section 12 in Chapter 7 of the Traffic Signs Manual
for further details of time plate design.

7. See sheet 1 for other dimensions and variants.



NP637x4-2

Department for
Transport

Title: Regulatory Signs
RESTRICTED ZONE
WAITING and LOADING PROHIBITION

Issue: Date:
A: 31.8.07
B:
C:

Drawn by:
L.W.
Approved by:
R.M.

Dimensions:
SEE
NOTE 5

Drawing No.
NP 637.4
Sheet 2 of 2

Drawing No.

NP 664.1

Related Drawing

P 636

Before using this drawing, confirm
that it has not been superseded.

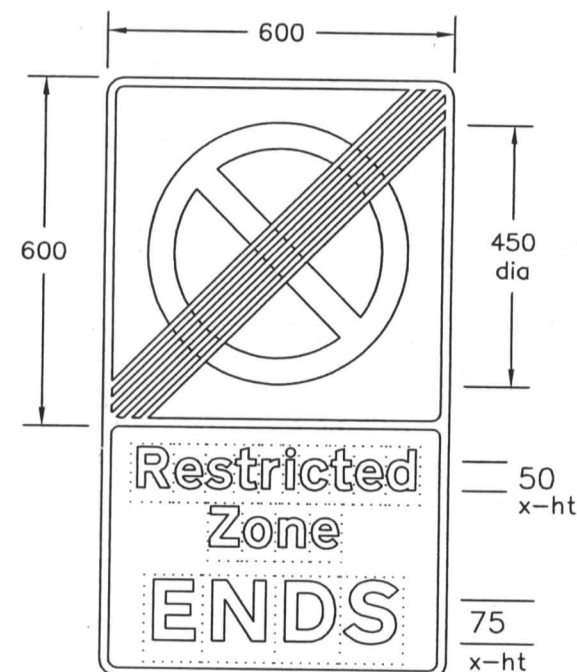
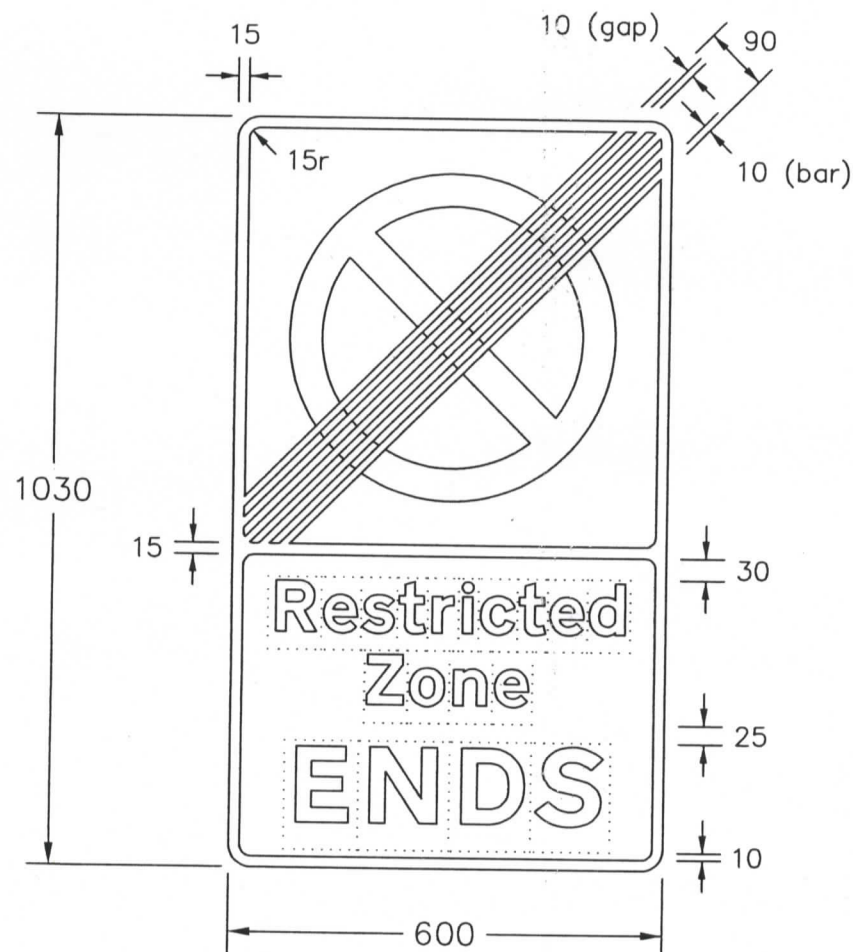
© CROWN COPYRIGHT

NOTES:— 1. The legends are from the Transport Heavy alphabet at the
x-heights shown.

2. The roundel dimensions are proportional to those shown on
drawing P 636.

3. The tile outlines do not form part of the signs.

4. COLOURS : Backgrounds ----- WHITE
Legends, Borders & Diagonal Bars --- BLACK
Roundels & Symbols ----- GREY



NP664x1

Department for
Transport

Title:

Regulatory Signs

RESTRICTED ZONE ENDS

Issue: Date:

A: 14.12.06

B:

C:

Drawn by:

L.W.

Approved by:

R.M.

Dimensions:

MILLIMETRES

Drawing No.

NP 664.1

