



GT50/118/0012

**ROAD TRAFFIC REGULATION ACT 1984 – SECTIONS 64 AND 65
AUTHORISATION OF TRAFFIC SIGNS AND SPECIAL DIRECTIONS**

The Secretary of State for Transport, in exercise of his powers under Sections 64 and 65 of the Road Traffic Regulation Act 1984, and of all other powers enabling him in that behalf, for the purpose of providing directional information for cyclists on the National Byway route at appropriate sites on roads for which Nottinghamshire County Council is the highway authority, hereby:-

1. authorises the erection at the said sites of traffic signs (hereinafter referred to as "the authorised signs") conforming as to size, colour and character with those shown in the attached set of drawings numbered GT50/118/0012; and
2. directs, without prejudice to any statutory provision to the like effect, that it is a condition of this authorisation that the erection of the authorised signs at or near the said sites shall continue to have effect only until such day as may be appointed by one month's notice given by the Secretary of State in writing to the traffic authority for the removal or alteration of the authorised signs and on that day the authorisation shall, without prejudice to the giving of any further authorisation or direction, cease to have effect.



GT50/118/0012

The provisions of Regulations 12, 18 and 19 of the Traffic Signs Regulations 2002 (Part I of SI 2002/3113) shall apply to the authorised signs in the same manner as they apply to the sign shown in diagram 2602.1 in Schedule 7 to those Regulations.

Dated.....*6 April*.....2011

Signed by authority of the Secretary of State




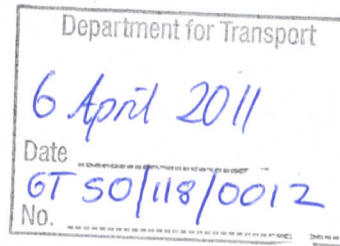

[Redacted Signature]





.....
A Grade 7 Official of the Department for Transport

CERTIFIED TRUE COPY

[Redacted Stamp]

DEPARTMENT FOR TRANSPORT

Ref.	Sign Details	Ref.	Sign Details																								
NB1	<div></div> <table><tr><th colspan="2">Scheme Ref. National Byway Signs</th></tr><tr><td>Sign Ref. NB1</td><td>x-height 35.0</td></tr><tr><td>Letter colour WHITE</td><td>SIGN FACE</td></tr><tr><td>Background BROWN</td><td>Width 640mm</td></tr><tr><td>Border WHITE</td><td>Height 190mm</td></tr><tr><td>Material Class Ref 2 (12899-1:2001)</td><td>Area 0.12sq.m</td></tr></table>	Scheme Ref. National Byway Signs		Sign Ref. NB1	x-height 35.0	Letter colour WHITE	SIGN FACE	Background BROWN	Width 640mm	Border WHITE	Height 190mm	Material Class Ref 2 (12899-1:2001)	Area 0.12sq.m	NB16	<div></div> <table><tr><th colspan="2">Scheme Ref. National Byway Signing</th></tr><tr><td>Sign Ref. NB16</td><td>x-height 35.0</td></tr><tr><td>Letter colour WHITE</td><td>SIGN FACE</td></tr><tr><td>Background BROWN</td><td>Width 535mm</td></tr><tr><td>Border WHITE</td><td>Height 235mm</td></tr><tr><td>Material Class Ref 2 (12899-1:2001)</td><td>Area 0.13sq.m</td></tr></table>	Scheme Ref. National Byway Signing		Sign Ref. NB16	x-height 35.0	Letter colour WHITE	SIGN FACE	Background BROWN	Width 535mm	Border WHITE	Height 235mm	Material Class Ref 2 (12899-1:2001)	Area 0.13sq.m
Scheme Ref. National Byway Signs																											
Sign Ref. NB1	x-height 35.0																										
Letter colour WHITE	SIGN FACE																										
Background BROWN	Width 640mm																										
Border WHITE	Height 190mm																										
Material Class Ref 2 (12899-1:2001)	Area 0.12sq.m																										
Scheme Ref. National Byway Signing																											
Sign Ref. NB16	x-height 35.0																										
Letter colour WHITE	SIGN FACE																										
Background BROWN	Width 535mm																										
Border WHITE	Height 235mm																										
Material Class Ref 2 (12899-1:2001)	Area 0.13sq.m																										
Ref.	Sign Details	Ref.	Sign Details																								
NB15	<div></div> <table><tr><th colspan="2">Scheme Ref. National Byway Signing</th></tr><tr><td>Sign Ref. NB15</td><td>x-height 35.0</td></tr><tr><td>Letter colour WHITE</td><td>SIGN FACE</td></tr><tr><td>Background BROWN</td><td>Width 550mm</td></tr><tr><td>Border WHITE</td><td>Height 235mm</td></tr><tr><td>Material Class Ref 2 (12899-1:2001)</td><td>Area 0.13sq.m</td></tr></table>	Scheme Ref. National Byway Signing		Sign Ref. NB15	x-height 35.0	Letter colour WHITE	SIGN FACE	Background BROWN	Width 550mm	Border WHITE	Height 235mm	Material Class Ref 2 (12899-1:2001)	Area 0.13sq.m	NB17	<div></div> <table><tr><th colspan="2">Scheme Ref. National Byway Signing</th></tr><tr><td>Sign Ref. NB17</td><td>x-height 35.0</td></tr><tr><td>Letter colour WHITE</td><td>SIGN FACE</td></tr><tr><td>Background BROWN</td><td>Width 315mm</td></tr><tr><td>Border WHITE</td><td>Height 405mm</td></tr><tr><td>Material Class Ref 2 (12899-1:2001)</td><td>Area 0.13sq.m</td></tr></table>	Scheme Ref. National Byway Signing		Sign Ref. NB17	x-height 35.0	Letter colour WHITE	SIGN FACE	Background BROWN	Width 315mm	Border WHITE	Height 405mm	Material Class Ref 2 (12899-1:2001)	Area 0.13sq.m
Scheme Ref. National Byway Signing																											
Sign Ref. NB15	x-height 35.0																										
Letter colour WHITE	SIGN FACE																										
Background BROWN	Width 550mm																										
Border WHITE	Height 235mm																										
Material Class Ref 2 (12899-1:2001)	Area 0.13sq.m																										
Scheme Ref. National Byway Signing																											
Sign Ref. NB17	x-height 35.0																										
Letter colour WHITE	SIGN FACE																										
Background BROWN	Width 315mm																										
Border WHITE	Height 405mm																										
Material Class Ref 2 (12899-1:2001)	Area 0.13sq.m																										

Ref.	Sign Details	Ref.	Sign Details																																				
NB3	<div></div> <table><tr><th colspan="3">Scheme Ref. National Byway Signs</th></tr><tr><td>Sign Ref. NB3</td><td>x-height</td><td>35.0</td></tr><tr><td>Letter colour</td><td colspan="2">WHITE</td></tr><tr><td>Background</td><td colspan="2">BROWN</td></tr><tr><td>Border</td><td colspan="2">WHITE</td></tr><tr><td>Material Class Ref 2 (12899-1:2001)</td><td>Area</td><td>0.10sq.m</td></tr></table>	Scheme Ref. National Byway Signs			Sign Ref. NB3	x-height	35.0	Letter colour	WHITE		Background	BROWN		Border	WHITE		Material Class Ref 2 (12899-1:2001)	Area	0.10sq.m	NB2	<div></div> <table><tr><th colspan="3">Scheme Ref. National Byway Signs</th></tr><tr><td>Sign Ref. NB2</td><td>x-height</td><td>35.0</td></tr><tr><td>Letter colour</td><td colspan="2">WHITE</td></tr><tr><td>Background</td><td colspan="2">BROWN</td></tr><tr><td>Border</td><td colspan="2">WHITE</td></tr><tr><td>Material Class Ref 2 (12899-1:2001)</td><td>Area</td><td>0.12sq.m</td></tr></table>	Scheme Ref. National Byway Signs			Sign Ref. NB2	x-height	35.0	Letter colour	WHITE		Background	BROWN		Border	WHITE		Material Class Ref 2 (12899-1:2001)	Area	0.12sq.m
Scheme Ref. National Byway Signs																																							
Sign Ref. NB3	x-height	35.0																																					
Letter colour	WHITE																																						
Background	BROWN																																						
Border	WHITE																																						
Material Class Ref 2 (12899-1:2001)	Area	0.10sq.m																																					
Scheme Ref. National Byway Signs																																							
Sign Ref. NB2	x-height	35.0																																					
Letter colour	WHITE																																						
Background	BROWN																																						
Border	WHITE																																						
Material Class Ref 2 (12899-1:2001)	Area	0.12sq.m																																					
Ref.	Sign Details	Ref.	Sign Details																																				
NB6	<div></div> <table><tr><th colspan="3">Scheme Ref. National Byway Signing</th></tr><tr><td>Sign Ref. NB6</td><td>x-height</td><td>35.0</td></tr><tr><td>Letter colour</td><td colspan="2">WHITE</td></tr><tr><td>Background</td><td colspan="2">BROWN</td></tr><tr><td>Border</td><td colspan="2">WHITE</td></tr><tr><td>Material Class Ref 2 (12899-1:2001)</td><td>Area</td><td>0.10sq.m</td></tr></table>	Scheme Ref. National Byway Signing			Sign Ref. NB6	x-height	35.0	Letter colour	WHITE		Background	BROWN		Border	WHITE		Material Class Ref 2 (12899-1:2001)	Area	0.10sq.m	NB7	<div></div> <table><tr><th colspan="3">Scheme Ref. National Byway Signs</th></tr><tr><td>Sign Ref. NB7</td><td>x-height</td><td>35.0</td></tr><tr><td>Letter colour</td><td colspan="2">WHITE</td></tr><tr><td>Background</td><td colspan="2">BROWN</td></tr><tr><td>Border</td><td colspan="2">WHITE</td></tr><tr><td>Material Class Ref 2 (12899-1:2001)</td><td>Area</td><td>0.10sq.m</td></tr></table>	Scheme Ref. National Byway Signs			Sign Ref. NB7	x-height	35.0	Letter colour	WHITE		Background	BROWN		Border	WHITE		Material Class Ref 2 (12899-1:2001)	Area	0.10sq.m
Scheme Ref. National Byway Signing																																							
Sign Ref. NB6	x-height	35.0																																					
Letter colour	WHITE																																						
Background	BROWN																																						
Border	WHITE																																						
Material Class Ref 2 (12899-1:2001)	Area	0.10sq.m																																					
Scheme Ref. National Byway Signs																																							
Sign Ref. NB7	x-height	35.0																																					
Letter colour	WHITE																																						
Background	BROWN																																						
Border	WHITE																																						
Material Class Ref 2 (12899-1:2001)	Area	0.10sq.m																																					