



GT50/50/0007

**ROAD TRAFFIC REGULATION ACT 1984 – SECTIONS 64 AND 65
AUTHORISATION OF TRAFFIC SIGNS AND SPECIAL DIRECTIONS**

1. The Secretary of State for Transport, in exercise of his powers under Sections 64 and 65 of the Road Traffic Regulation Act 1984, and of all other powers enabling him in that behalf, for the purpose of informing road users of access restrictions at appropriate sites on roads for which Hampshire County Council is the highway authority, hereby:-
2. authorises the erection at the said sites of a traffic sign consisting of a plate (hereinafter referred to as "the authorised plate A") conforming as to size, colour and character with that shown at "A" on the attached drawing numbered GT50/50/0007; and
3. authorises the erection at the said sites of a traffic sign consisting of a plate (hereinafter referred to as "the authorised plate B") conforming as to size, colour and character with that shown at "B" on the said drawing; and
4. directs that the authorised plate A shall only be used in combination with the sign shown in diagram 612 or diagram 613 in Schedule 2 to the Traffic Signs Regulations 2002 (Part I of SI 2002/3113, "the 2002 Regulations"); and
5. directs that the authorised plate B shall only be used in combination with the sign shown in diagram 619 in Schedule 2 to the 2002 Regulations; and
6. directs that the authorised plate A and the authorised plate B shall be displayed only at such times as are appropriate to indicate that the conditions they describe apply; and




GT50/50/0007

7. directs that it is a condition of this authorisation that the authorised plate A and the authorised plate B may be placed only to indicate the effect of a corresponding Traffic Regulation Order; and
8. directs that the authorised plate A and the authorised plate B shall only be displayed on the said variable message signs if the equipment used in connection with them is of a type which has been approved by the Secretary of State; and
9. directs, without prejudice to any statutory provision to the like effect, that it is a condition of this authorisation that the erection of the authorised plate A and the authorised plate B at or near the said sites shall continue to have effect only until such day as may be appointed by the Secretary of State in writing to the traffic authority for the removal or alteration of the authorised plate A and the authorised plate B and on that day the said authorisation shall, without prejudice to the giving of any further authorisation or direction, cease to have effect.

The provisions of Regulations 12 and 20 of the 2002 Regulations shall apply to the authorised plate A and the authorised plate B in the same manner as they apply to the plate shown in diagram 620 when used in combination with the sign shown in diagram 619 in Schedule 2 to those Regulations.


Dated...11 March.....2011

Signed by authority of the Secretary of State



A Grade 7 Official of the Department for Transport

CERTIFIED TRUE COPY



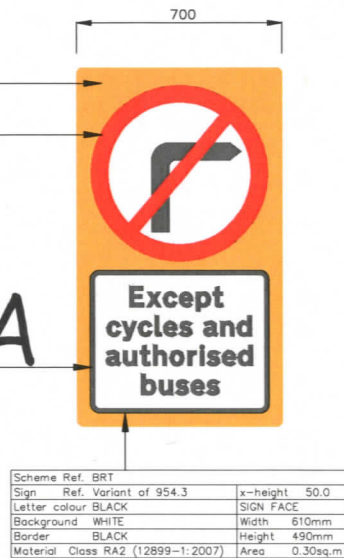
DEPARTMENT FOR TRANSPORT

NON ROTATING DIAGRAM TOP PART OF THE SIGN TO BE:
 DIAG. 612 (600mm), SIGNS S2, S69
 DIAG. 613 (600mm), SIGNS S9, S71
 DIAG. 606 (600mm), SIGNS S50, S57, S60, S63

VMS1 SIGN INSTALLED ON YELLOW BACKING BOARD WITH
 THREE ROTATING FACES:
 FACE 1: VARIATION OF DIAG. 954.3
 FACE 2: DIAG. 954.3
 FACE 3: BLANK FACE, COLOUR YELLOW

YELLOW BACKING BOARD


A



VMS1 FACE 1

DISPLAYED 5.45AM TO 11.15PM

S2a,S9a,S50a,S57a,S60a,S63a,S69a,S71a



VMS1 FACE 2

DISPLAYED 5.45AM TO 11.15PM

S2a,S9a,S50a,S57a,S60a,S63a,S69a,S71a



VMS1 FACE 3

DISPLAYED 11.15PM TO 5.45AM



DIAG. 612
 DIAM. 600mm
 S2, S69



DIAG. 613
 DIAM. 600mm
 S9,S71



DIAG. 606
 DIAM. 600mm
 S50,S57,S60,S63

PREScribed SIGNS TO BE USED
 ON NON ROTATING PART OF VMS1

NOTES:

1. ALL DIMENSIONS SHOWN ARE IN MILLIMETRES UNLESS OTHERWISE STATED.

2. REFER TO APPENDIX 12/1 AND DRAWING FOR SIGNS SPECIFICATIONS.

3. THERE ARE 8 No TYPE VMS1 SIGNS MOUNTED ON BACKING BOARD WITH ASSOCIATED NON ROTATING SIGNS. THEY CONSIST OF AN UPPER NON ROTATING SECTION WITH SIGNS TO DIAGRAMS 612, 613 OR 606. THE LOWER PART OF SIGNS CONTAINS A ROTATING SECTION THAT DISPLAYS 3 FACES:

- FACE 1: 'EXCEPT CYCLES AND AUTHORISED BUSES'.
- FACE 2: 'EXCEPT BUSES AND CYCLES'
- FACE 3: BLANK FACE

THE ROTATING PRISMS SHALL ACCOMMODATE THE LARGER SUPPLEMENTARY PLATE FOR FACE 1.

NOTE THE SIGN WILL ROTATE FROM EITHER 'EXCEPT CYCLES AND AUTHORISED BUSES' AND A BLANK FACE

OR

'EXCEPT BUSES AND CYCLES' AND A BLANK FACE

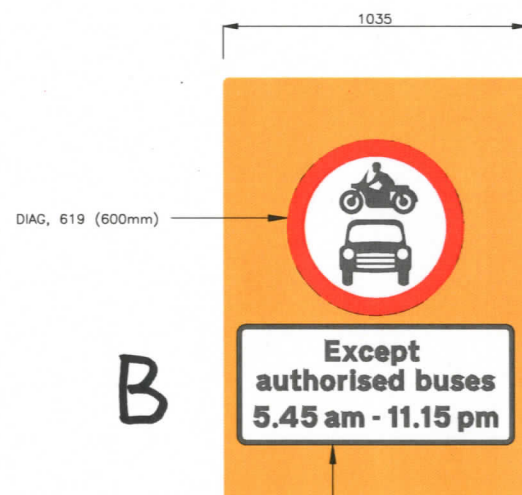
4. THERE ARE 12 No TYPE VMS2 SIGNS MADE WITH 3 ROTATING FACES. THE SIGN WILL EITHER DISPLAY 'DIAGRAM 619' WITH 'EXCEPT AUTHORISED BUSES 5.45 AM - 11.15 PM' AND ROTATE TO SHOW DIAGRAM 616 AND DIAGRAM 625.1.

OR

DISPLAY DIAGRAM 619 WITH 'EXCEPT BUSES 5.45 AM - 11.15 PM' AND ROTATE TO SHOW DIAGRAM 616 AND 625.1.

5. THE CONTRACTOR IS TO SUBMIT DESIGN DRAWINGS TO THE OVERSEEING ORGANISATION PRIOR TO MANUFACTURE.

VARIABLE MESSAGE SIGNS TYPE VMS1



DIAG. 619 (600mm)

B

Scheme Ref. BRT	
Sign Ref. Variant of 620	x-height 50.0
Letter colour BLACK	SIGN FACE
Background WHITE	Width 995mm
Border BLACK	Height 390mm
Material Class RA2 (12899-1:2007)	Area 0.39sq.m

VMS2 FACE 1

DISPLAYED 5.45AM TO 11.15PM

S6a,S8a,S43a,S49a,S56a,S59a,S66a,S68a,S70a,S72a,S82a,S85a



Scheme Ref. BRT	
Sign Ref. Variant of 620	x-height 50.0
Letter colour BLACK	SIGN FACE
Background WHITE	Width 995mm
Border BLACK	Height 290mm
Material Class RA2 (12899-1:2007)	Area 0.29sq.m

VMS2 FACE 2

DISPLAYED 5.45AM TO 11.15PM

S6a,S8a,S43a,S49a,S56a,S59a,S66a,S68a,S70a,S72a,S82a,S85a



DIAG. 616
 DIAM. 750mm

DIAG. 625.1
 DIAM. 450mm

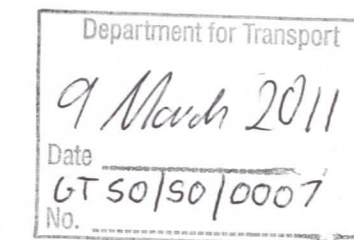
Scheme Ref. BRT	
Sign Ref. BACKING BOARD VMS2	x-height NA
Letter colour N/A	SIGN FACE
Background YELLOW	Width 1035mm
Border N/A	Height 1450mm
Material Class RA2 (12899-1:2007)	Area 1.19sq.m

VMS2 FACE 3

DISPLAYED 11.15PM TO 5.45AM

S6b,S8b,S43b,S49b,S56b,S59b,S66b,S68b,S70b,S72b,S82b,S85b

VARIABLE MESSAGE SIGNS TYPE VMS2



REV. AMENDMENT DATE DRAWN CHKD APPD				CLIENT 				CONSULTANT 				DRAWN MC CAD EB CHECKED MC MC APPROVED PW PW				SCHEME SOUTH EAST HAMPSHIRE BUS RAPID TRANSIT - PHASE 1 FAREHAM TO GOSPORT JOB No. C.J005398.07 SCALE 1:1 DATE JAN 11 SHEET No. 1 OF 1				DRAWING TITLE VARIABLE MESSAGE SIGNS DETAILS HCC Cat No. 07 Feb 2011 at 4:00pm DRG No. 227552/HS/1200/109 REV P			
-------------------------------------	--	--	--	------------	--	--	--	----------------	--	--	--	---	--	--	--	---	--	--	--	--	--	--	--