



GT50/69/0002

**ROAD TRAFFIC REGULATION ACT 1984 – SECTIONS 64 AND 65
AUTHORISATION OF TRAFFIC SIGNS AND SPECIAL DIRECTIONS**

The Secretary of State for Transport, in exercise of his powers under Sections 64 and 65 of the Road Traffic Regulation Act 1984, and of all other powers enabling him in that behalf, for the purpose of informing road users of the conditions of use of bus lanes at various locations on Wavertree Road, Picton Road, High Street, Rice Lane, County Road, East Prescot Road, Prescot Road and Kensington in Liverpool, hereby:-

1. authorises the erection at the sites marked SF1 in the attached set of plans numbered GT50/69/0002-1 of a traffic sign (hereinafter referred to as “the authorised sign A”) conforming as to size, colour and character with that shown at A on the attached drawing numbered GT50/69/0002-2; and
2. authorises the erection at the sites marked SF2 in the said set of plans of a traffic sign (hereinafter referred to as “the authorised sign B”) conforming as to size, colour and character with that shown at B on the said drawing; and
3. authorises the erection at the sites marked SF4 in the said set of plans of a traffic sign (hereinafter referred to as “the authorised sign C”) conforming as to size, colour and character with that shown at C on the said drawing; and
4. authorises the erection at the sites marked SF5 in the said set of plans of a traffic sign (hereinafter referred to as “the authorised sign D”) conforming as to size, colour and character with that shown at D on the said drawing; and



GT50/69/0002

5. directs that, notwithstanding the provisions of Direction 18(3) of the Traffic Signs General Directions 2002 (Part II of SI 2002/3113, "the 2002 Directions"), the authorised signs A and C may be used with the road markings shown in diagram 1010 in Schedule 6 to the Traffic Signs Regulations 2002 (Part I of SI 2002/3113, "the 2002 Regulations"); and
6. directs that, notwithstanding the provisions of Direction 18(3) of the 2002 Directions, the authorised signs B and D may be used with the road markings shown in diagrams 1048 and 1049 in Schedule 6 to the 2002 Regulations; and
7. directs that it is a condition of this authorisation that the authorised signs A, B, C and D may be placed only to indicate the effect of a corresponding Traffic Regulation Order; and
8. directs, without prejudice to any statutory provision to the like effect, that it is a condition of this authorisation that the erection of the authorised signs A, B, C and D at or near the said sites shall continue to have effect only until such day as may be appointed by one month's notice given by the Secretary of State in writing to the traffic authority for the removal or alteration of the authorised signs A, B, C and D and on that day the said authorisation shall, without prejudice to the giving of any further authorisation or direction, cease to have effect.

The provisions of Regulations 12, 18 and 19 of the 2002 Regulations shall apply to the authorised signs A and C in the same manner as they apply to the sign shown in diagram 958 in Schedule 5 to those Regulations.




GT50/69/0002

The provisions of Regulations 12, 18 and 19 of the 2002 Regulations shall apply to the authorised signs B and D in the same manner as they apply to the sign shown in diagram 959 in Schedule 5 to those Regulations.


This authorisation replaces the earlier one dated 31/1/11 under reference GT50/69/0002 which is hereby revoked.

Dated...16 March.....2011

Signed by authority of the Secretary of State



A Grade 7 Official of the Department for Transport

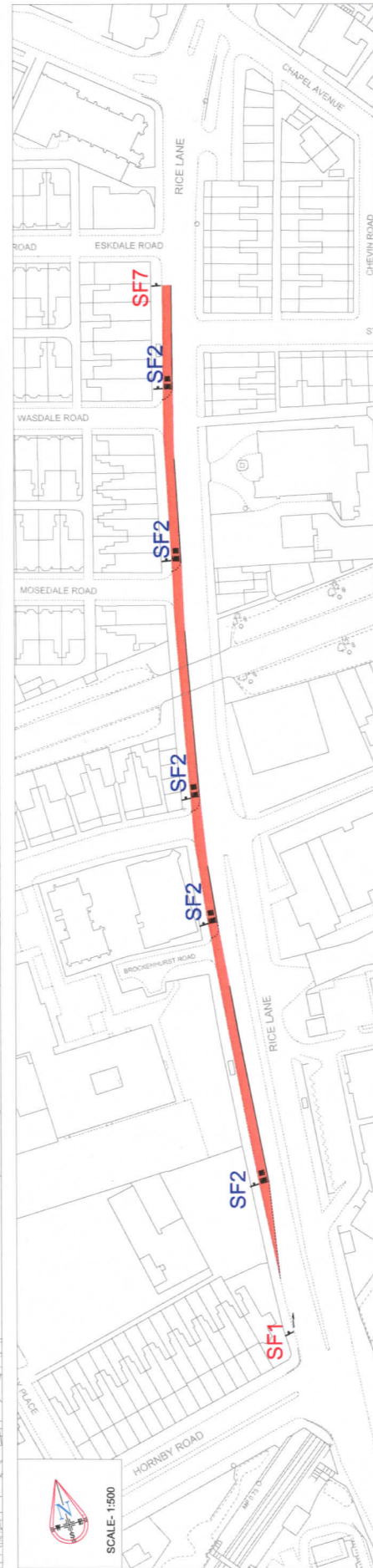
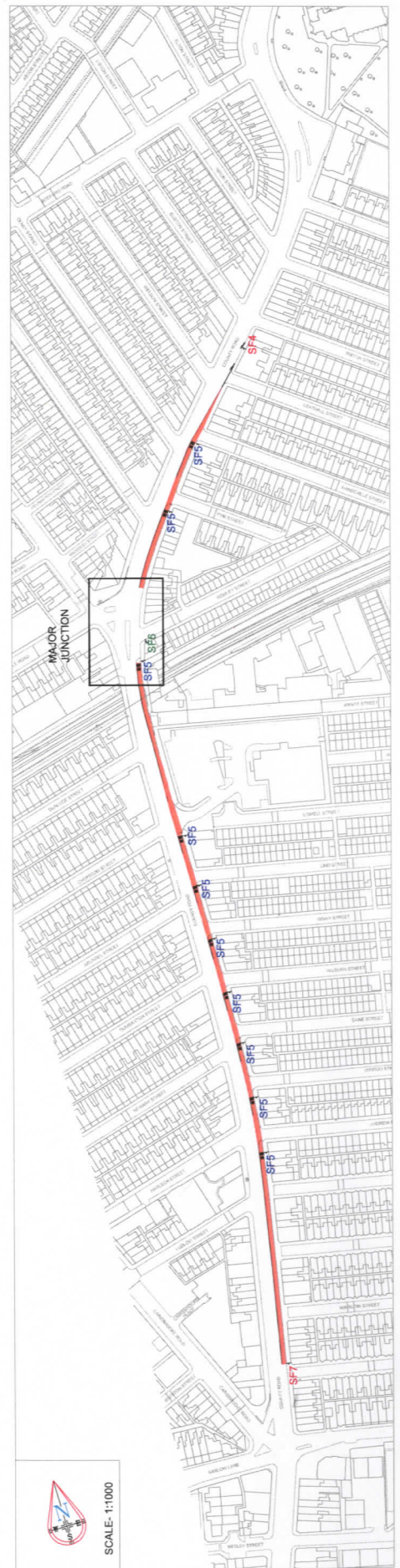


1032881/100/01 A
 printed on demand by direct, 03mar

NOTES

1. This plan shows the proposed locations of the cameras and the proposed camera fields of view (FOV) for the proposed camera locations. The camera locations are shown as red dots and the camera FOV is shown as a red line. The camera locations are shown as red dots and the camera FOV is shown as a red line. The camera locations are shown as red dots and the camera FOV is shown as a red line.

2. The proposed camera locations are shown as red dots and the camera FOV is shown as a red line. The camera locations are shown as red dots and the camera FOV is shown as a red line. The camera locations are shown as red dots and the camera FOV is shown as a red line.



2020
London
Transport

103288/10003
Bus Lane Camera Enforcement

Rice Lane & County Road

Item	Rev	Description	Date
1	1	Initial Issue	10/10/2019
2	1	Revised	10/10/2019
3	1	Revised	10/10/2019
4	1	Revised	10/10/2019
5	1	Revised	10/10/2019
6	1	Revised	10/10/2019
7	1	Revised	10/10/2019
8	1	Revised	10/10/2019
9	1	Revised	10/10/2019
10	1	Revised	10/10/2019

103288/10003
Bus Lane Camera Enforcement

Rice Lane & County Road

103288/10003
Bus Lane Camera Enforcement

Rice Lane & County Road

NOTES

This Drawing is an instrument of service and shall remain the property of the Council. It shall not be used for the reproduction or copying in any form. It shall not be used for the construction, enlargement or alteration of a building or area other than the said project without the authorisation of the Council. The Council shall not be responsible for all dimensions and conditions and shall report any discrepancies to the Council before proceeding with any work. Drawings shall not be used.

SF6

10/3/11
No 5750/64/0002-2

Department for Transport

Scheme Ref. Ref. 862 k=height 50.0
Sign Ref. 862 SIGN FACE
Letter colour BLACK
Background BLUE
Border BLACK
Material Glass RAZ (2898-1-2007) Area 0.39sqm

Scheme Ref. Ref. 878 k=height 50.0
Sign Ref. 878 SIGN FACE
Letter colour WHITE
Background WHITE
Border BLACK
Material Glass RAZ (2898-1-2007) Area 0.28sqm

Scheme Ref. Ref. 879 k=height 50.0
Sign Ref. 879 SIGN FACE
Letter colour N/A
Background GREY
Border N/A
Material Glass RAZ (2898-1-2007) Area 0.28sqm

Scheme Ref. Ref. 879 k=height 50.0
Sign Ref. 879 SIGN FACE
Letter colour N/A
Background GREY
Border N/A
Material Glass RAZ (2898-1-2007) Area 0.28sqm

Scheme Ref. Ref. 879 k=height 50.0
Sign Ref. 879 SIGN FACE
Letter colour N/A
Background GREY
Border N/A
Material Glass RAZ (2898-1-2007) Area 0.28sqm

SF7

End of bus lane

Scheme Ref. Ref. 874 k=height 50.0
Sign Ref. 874 SIGN FACE
Letter colour WHITE
Background BLUE
Border BLACK
Material Glass RAZ (2898-1-2007) Area 0.14sqm

SF2

10/3/11
No 5750/64/0002-2

Department for Transport

Scheme Ref. Ref. 858 k=height 50.0
Sign Ref. 858 SIGN FACE
Letter colour WHITE
Background BLUE
Border BLACK
Material Glass RAZ (2898-1-2007) Area 0.77sqm

Scheme Ref. Ref. 878 k=height 50.0
Sign Ref. 878 SIGN FACE
Letter colour WHITE
Background WHITE
Border BLACK
Material Glass RAZ (2898-1-2007) Area 0.28sqm

Scheme Ref. Ref. 879 k=height 50.0
Sign Ref. 879 SIGN FACE
Letter colour N/A
Background GREY
Border N/A
Material Glass RAZ (2898-1-2007) Area 0.28sqm

Scheme Ref. Ref. 879 k=height 50.0
Sign Ref. 879 SIGN FACE
Letter colour N/A
Background GREY
Border N/A
Material Glass RAZ (2898-1-2007) Area 0.28sqm

Scheme Ref. Ref. 879 k=height 50.0
Sign Ref. 879 SIGN FACE
Letter colour N/A
Background GREY
Border N/A
Material Glass RAZ (2898-1-2007) Area 0.28sqm

SF5

10/3/11
No 5750/64/0002-2

Department for Transport

Scheme Ref. Ref. 858 k=height 50.0
Sign Ref. 858 SIGN FACE
Letter colour WHITE
Background BLUE
Border BLACK
Material Glass RAZ (2898-1-2007) Area 0.77sqm

Scheme Ref. Ref. 878 k=height 50.0
Sign Ref. 878 SIGN FACE
Letter colour WHITE
Background WHITE
Border BLACK
Material Glass RAZ (2898-1-2007) Area 0.28sqm

Scheme Ref. Ref. 879 k=height 50.0
Sign Ref. 879 SIGN FACE
Letter colour N/A
Background GREY
Border N/A
Material Glass RAZ (2898-1-2007) Area 0.28sqm

Scheme Ref. Ref. 879 k=height 50.0
Sign Ref. 879 SIGN FACE
Letter colour N/A
Background GREY
Border N/A
Material Glass RAZ (2898-1-2007) Area 0.28sqm

Scheme Ref. Ref. 879 k=height 50.0
Sign Ref. 879 SIGN FACE
Letter colour N/A
Background GREY
Border N/A
Material Glass RAZ (2898-1-2007) Area 0.28sqm

A

SF1

10/3/11
No 5750/64/0002-2

Department for Transport

Scheme Ref. Ref. 858 k=height 50.0
Sign Ref. 858 SIGN FACE
Letter colour WHITE
Background BLUE
Border BLACK
Material Glass RAZ (2898-1-2007) Area 0.77sqm

Scheme Ref. Ref. 878 k=height 50.0
Sign Ref. 878 SIGN FACE
Letter colour WHITE
Background WHITE
Border BLACK
Material Glass RAZ (2898-1-2007) Area 0.28sqm

Scheme Ref. Ref. 879 k=height 50.0
Sign Ref. 879 SIGN FACE
Letter colour N/A
Background GREY
Border N/A
Material Glass RAZ (2898-1-2007) Area 0.28sqm

Scheme Ref. Ref. 879 k=height 50.0
Sign Ref. 879 SIGN FACE
Letter colour N/A
Background GREY
Border N/A
Material Glass RAZ (2898-1-2007) Area 0.28sqm

Scheme Ref. Ref. 879 k=height 50.0
Sign Ref. 879 SIGN FACE
Letter colour N/A
Background GREY
Border N/A
Material Glass RAZ (2898-1-2007) Area 0.28sqm

SF4

10/3/11
No 5750/64/0002-2

Department for Transport

Scheme Ref. Ref. 858 k=height 50.0
Sign Ref. 858 SIGN FACE
Letter colour WHITE
Background BLUE
Border BLACK
Material Glass RAZ (2898-1-2007) Area 0.77sqm

Scheme Ref. Ref. 878 k=height 50.0
Sign Ref. 878 SIGN FACE
Letter colour WHITE
Background WHITE
Border BLACK
Material Glass RAZ (2898-1-2007) Area 0.28sqm

Scheme Ref. Ref. 879 k=height 50.0
Sign Ref. 879 SIGN FACE
Letter colour N/A
Background GREY
Border N/A
Material Glass RAZ (2898-1-2007) Area 0.28sqm

Scheme Ref. Ref. 879 k=height 50.0
Sign Ref. 879 SIGN FACE
Letter colour N/A
Background GREY
Border N/A
Material Glass RAZ (2898-1-2007) Area 0.28sqm

Scheme Ref. Ref. 879 k=height 50.0
Sign Ref. 879 SIGN FACE
Letter colour N/A
Background GREY
Border N/A
Material Glass RAZ (2898-1-2007) Area 0.28sqm

This map is reproduced from (or based upon) the Ordnance Survey map of the City of Liverpool, 10001 835, 2010. It is reproduced on behalf of the copyright holder, the Ordnance Survey, by the City of Liverpool, 10001 835, 2010.

2020 Liverpool City Council

West House, Mercury Court, Tithebarn Street, Liverpool L2 2EP. Fax: 0151 237 4050. www.liverpool.gov.uk

Modelling provided in Partnership with Liverpool City Council

Bus Lane Camera Enforcement

DRAWING INFORMATION

Proposed Sign Face Details

Survey By: C. Chapman
Drawn By: C. Chapman
Checked By: S. Smith
Approved By: S. Smith
Drawing Status: DTF Approval
Drawing Number: 1032881/1200/01
File Name: 1032881/1200/01
TSSU: 1032881/1200/01
A2 509 x 365mm

Survey Date: Feb 11
Design Date: Feb 11
Check Date: Feb 11
Approved Date: Feb 11
Drawing Status: NTS
File Name: 1032881/1200/01
TSSU: 1032881/1200/01
A2 509 x 365mm