



GT50/69/0008

**ROAD TRAFFIC REGULATION ACT 1984 – SECTIONS 64 AND 65
AUTHORISATION OF TRAFFIC SIGNS AND SPECIAL DIRECTIONS**

The Secretary of State for Transport, in exercise of his powers under Sections 64 and 65 of the Road Traffic Regulation Act 1984, and of all other powers enabling him in that behalf, for the purpose of informing road users of the maximum headroom available at the bridge in Seeds Lane, Liverpool, hereby:-

1. authorises the erection on a bridge at the sites marked with a blue cross on the attached plan numbered GT50/69/0008-1 and in the manner shown in details C and D in the attached set of drawings numbered GT50/69/0008-2 of a traffic sign (hereinafter referred to as "the authorised sign A") conforming as to size, colour and character with that shown on the attached drawing numbered NP 530A, save that the numerals indicating the maximum headroom shall be as indicated on the sign marked 3 in the said set of drawings; and
2. authorises the erection on a bridge at the sites marked with a green cross on the said plan and in the manner shown in details C and D in the said set of drawings of a traffic sign (hereinafter referred to as "the authorised sign B") conforming as to size, colour and character with that shown on the said drawing numbered NP 530A, save that the numerals indicating the maximum headroom shall be as indicated on the sign marked 4 in the said set of drawings; and



GT50/69/0008

3. directs, without prejudice to any statutory provision to the like effect, that it is a condition of this authorisation that the erection of the authorised signs A and B at or near the said sites shall continue to have effect only until such day as may be appointed by one month's notice given by the Secretary of State in writing to the traffic authority for the removal or alteration of the authorised signs A and B and on that day the said authorisation shall, without prejudice to the giving of any further authorisation or direction, cease to have effect.

The provisions of Regulations 12, 18 and 19 of the Traffic Signs Regulations 2002 (Part I of SI 2002/3113, "the 2002 Regulations") shall apply to the authorised signs A and B in the same manner as they apply to the sign shown in diagram 532.3 in Schedule 1 to those Regulations.

Dated.....*8 June*.....2011

Signed by authority of the Secretary of State

CERTIFIED TRUE COPY
27/6/11

DEPARTMENT FOR TRANSPORT

.....
A Delegated Official of the Department for Transport

NOTES

This Drawing is an instrument of service and shall remain the property of 2020 Liverpool / Metcalfe. It may not be reproduced or copied in any form. It shall not be used for the construction, enlargement or alteration of a building or even other than the said project without the authorisation of the leading office.
Contractors shall verify and be responsible for all dimensions and conditions and shall report any discrepancies to the leading office before proceeding with any work. Drawings shall not be scaled.

NOTES:

1) THIS DRAWING IS TO BE READ IN CONJUNCTION WITH DRAWING NOS 1027649/1200/01 AND THE BILL OF QUANTITIES

2) ALL TRAFFIC SIGNS ARE TO BE IN ACCORDANCE WITH THE TSRGD 2002 AND THE TRAFFIC SIGNS MANUAL CHAPTER 4 (2004)



1027649/1200/02

DRAWING INFORMATION

SEEDS LANE AND BROAD LANE SIGN FACE DRAWING

PROJECT TITLE

HEADROOMS SURVEY 2010

Headroom working in Partnership with Liverpool City Council

West House, Mercury Court, Thelwall Street,
Liverpool L2 2GP
Tel: 0151-257 2000 Fax: 0151-257 4000
www.2020liverpool.co.uk

2020
Liverpool
City Council

Revision
1027649/1200/02

Drawn by	Checked by	Approved by	Drawn Date	Checked Date	Approved Date
CG	CG	BT	DEC 10	JAN 11	JAN 11
Drawn by	Checked by	Approved by	Drawn Date	Checked Date	Approved Date
CG	CG	BT	DEC 10	JAN 11	JAN 11
Drawn by	Checked by	Approved by	Drawn Date	Checked Date	Approved Date
CG	CG	BT	DEC 10	JAN 11	JAN 11

Drawing Scale: NO SCALE

Revision: -

1027649/1200/02

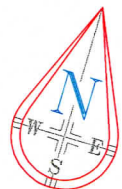
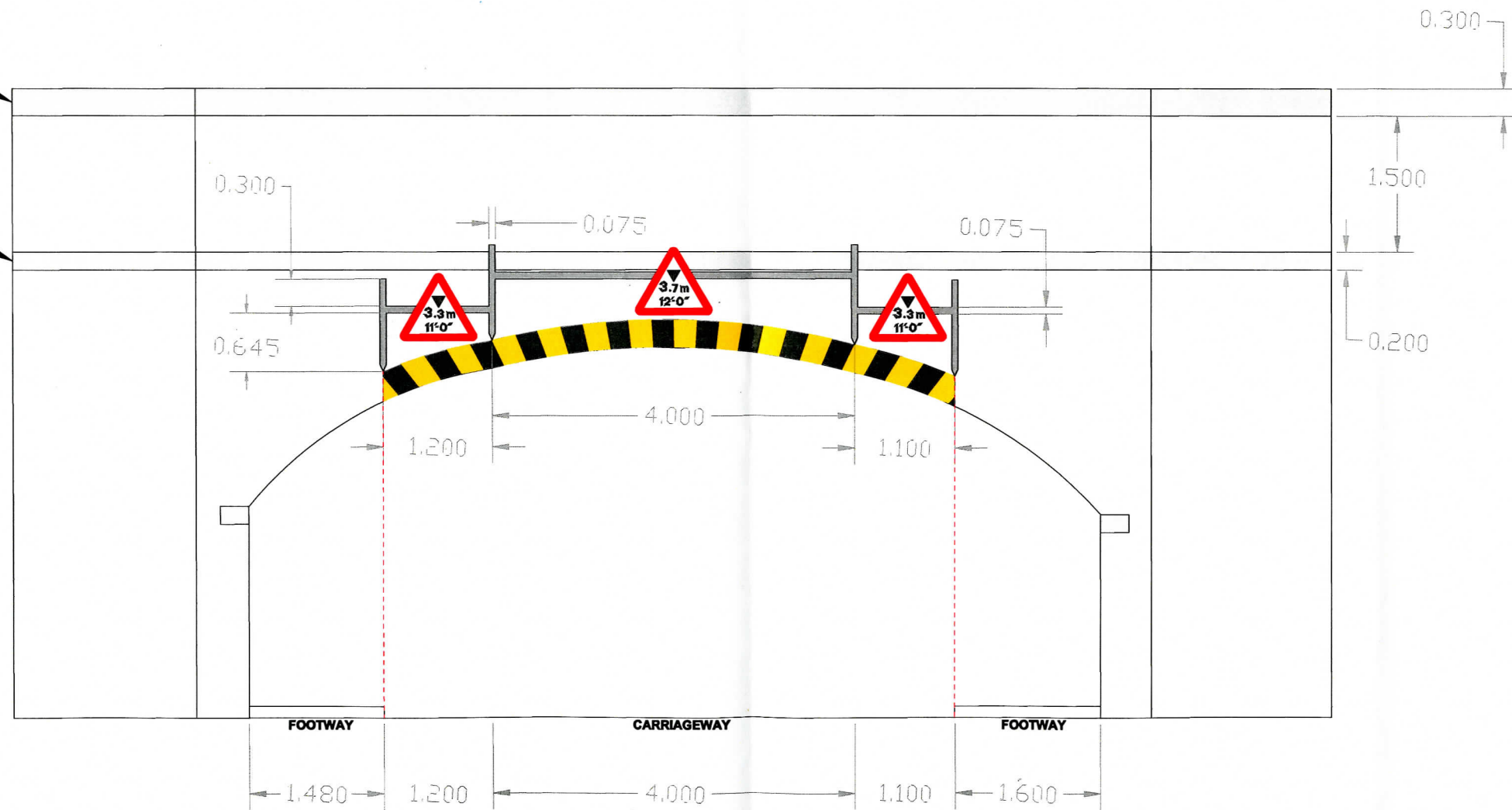
Drawn by: CG, Checked by: CG, Approved by: BT, Drawn Date: DEC 10, Checked Date: JAN 11, Approved Date: JAN 11

Drawn by: CG, Checked by: CG, Approved by: BT, Drawn Date: DEC 10, Checked Date: JAN 11, Approved Date: JAN 11

C)

Stone parapet coping

Stone stringcourse



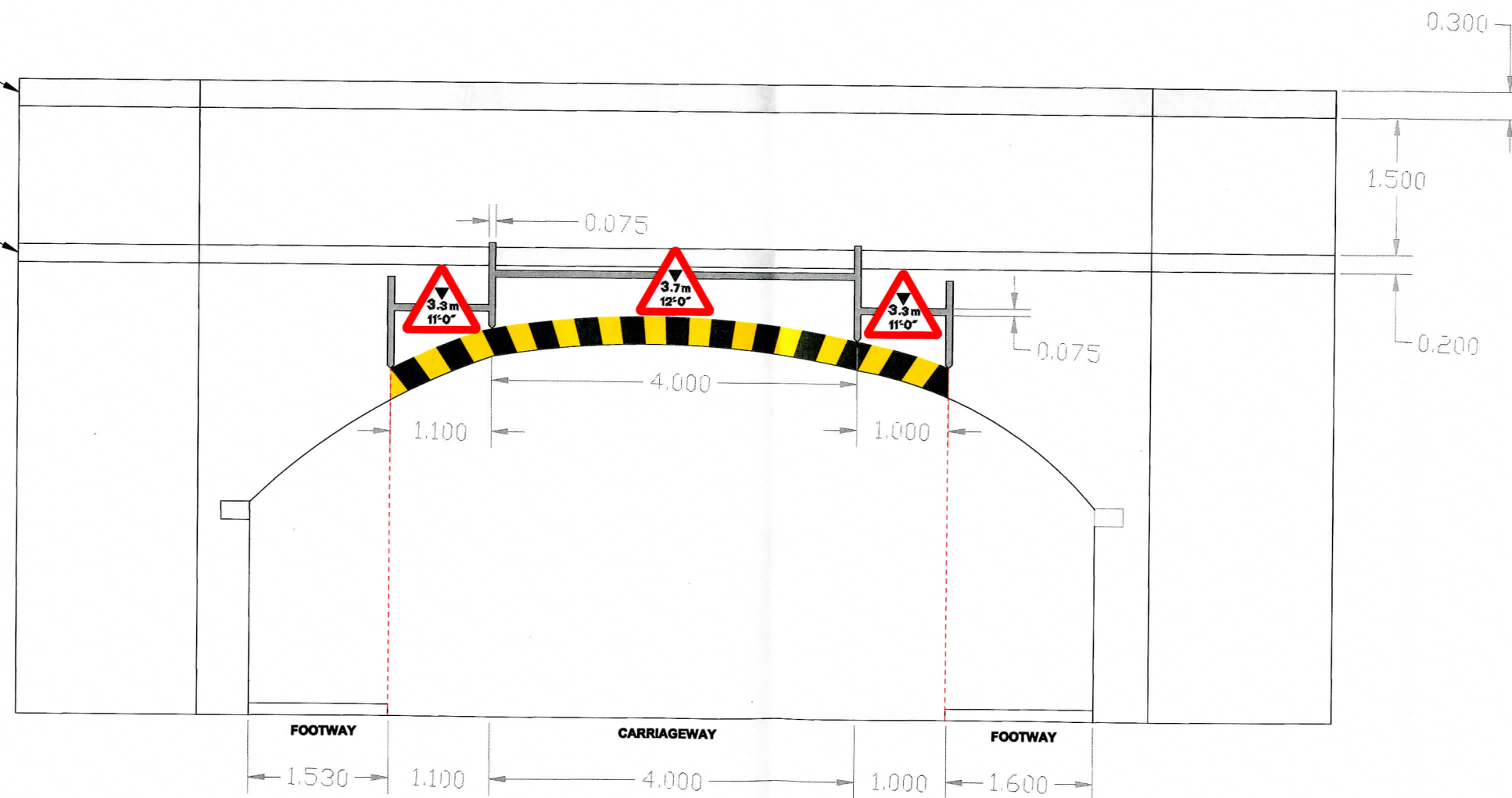
SCALE 1:100

SEEDS LANE
NORTH ELEVATION

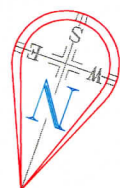
D)

Stone parapet coping

Stone stringcourse



SEEDS LANE
SOUTH ELEVATION



SCALE 1:100

Seeds Lane, Liverpool – Google Street View details of existing maximum headroom signing arrangements



Drawing No.
NP 530A

Related Drawings
P 500

Before using this drawing, confirm
that it has not been superseded.

© CROWN COPYRIGHT

NOTES:— 1. Other dimensions for the triangle are shown on P 500.

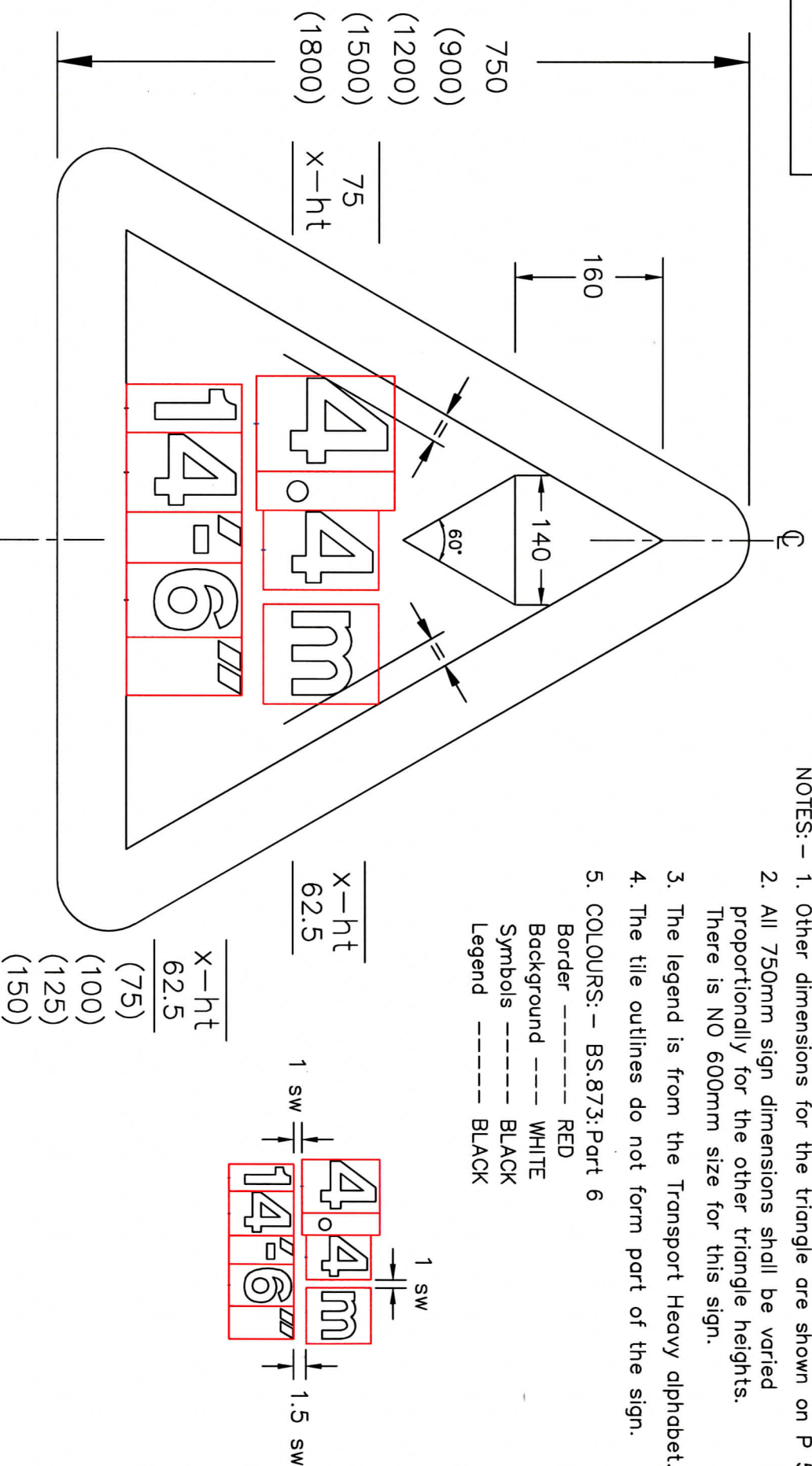
2. All 750mm sign dimensions shall be varied proportionally for the other triangle heights. There is NO 600mm size for this sign.

3. The legend is from the Transport Heavy alphabet.

4. The tile outlines do not form part of the sign.

5. COLOURS:— BS.873:Part 6

Border ----- RED
Background ---- WHITE
Symbols ----- BLACK
Legend ----- BLACK



NP530A

Department for
Transport

Title: Warning Sign
MAX HEADROOM AT HAZARD
(Imperial and metric dimensions)

Issue: Date:
A: 17.11.10
B:
C:

Drawn by: A.K.
Approved by: J.B.

Dimensions: MILLIMETRES

Drawing No.
NP 530A