



GT50/171/0002

**ROAD TRAFFIC REGULATION ACT 1984 - SECTIONS 64 AND 65
AUTHORISATION OF TRAFFIC SIGNS AND SPECIAL DIRECTIONS**

The Secretary of State for Transport, in exercise of his powers under Sections 64 and 65 of the Road Traffic Regulation Act 1984, and of all other powers enabling him in that behalf, for the purpose of informing road users of parking restrictions in the McAnany Avenue area of South Tyneside, hereby:-

1. authorises the erection at or within 5 metres of the sites referenced S1, S3, S8, S10, S21, S22, S23 and S24 on the attached plan numbered GT50/171/0002-1 of a traffic sign conforming as to size, colour and character with that shown in the attached drawing numbered NP 434, (hereinafter referred to as "the authorised sign)", save that the code identifier patch, times of operation and days of the week may be varied or omitted; and
2. directs that the signs shown in diagrams 660 and 660.3 in Schedule 2 to the Traffic Signs Regulations 2002 (Part I of SI 2002/3113, "the 2002 Regulations") may be erected in sufficient numbers to give adequate information to road users of waiting restrictions in force in the roads highlighted in yellow on the said plan; and
3. directs that, notwithstanding the provisions of Direction 24(1) of the Traffic Signs General Directions 2002 (Part II of SI 2002/3113), the road markings shown in diagrams 1028.3, 1028.4, 1032 and 1033 in Schedule 6 to the 2002 Regulations need not be used in conjunction with a sign to diagram 660 or 660.3 in Schedule 2 to those Regulations, on the said roads; and




GT50/171/0002


4. directs that it is a condition of this authorisation that the authorised sign shall be erected only to indicate the effect of a corresponding Traffic Regulation Order; and
5. directs, without prejudice to any statutory provision to the like effect, that it is a condition of this authorisation that the erection of the authorised sign at or near the said sites shall continue to have effect only until such day as may be appointed by one month's notice given by the Secretary of State in writing to the traffic authority for the removal or alteration of the authorised sign and on that day the said authorisation shall, without prejudice to the giving of any further authorisation or direction, cease to have effect.

The provisions of Regulations 12, 18 and 19 of the 2002 Regulations shall apply to the authorised sign in the same manner as they apply to the sign shown in diagram 663 in Schedule 2 to those Regulations.

Dated 30 June 2011
Signed by authority of the Secretary of State



A Delegated Official of the Department for Transport



Department for Transport	Title: Regulatory Signs PERMIT PARKING PAST THIS POINT	Issue: Date:	Drawn by : L.W.	Dimensions:	Drawing No. NP 434 Sheet 1 of 2
		A: 11.05.07 B: C:	Approved by : R.M.	SEE NOTE 5	

Drawing No. NP 434 Sheet 2 of 2		Related Drawing S 43		Before using this drawing, confirm that it has not been superseded.	
---------------------------------------	--	-------------------------	--	---	--

NOTES: 1. The legend is from the Transport Heavy alphabet at the x-height shown.

2. Details of the 'P' symbol are given on drawing S 43.

3. The tile outlines do not form part of the sign.

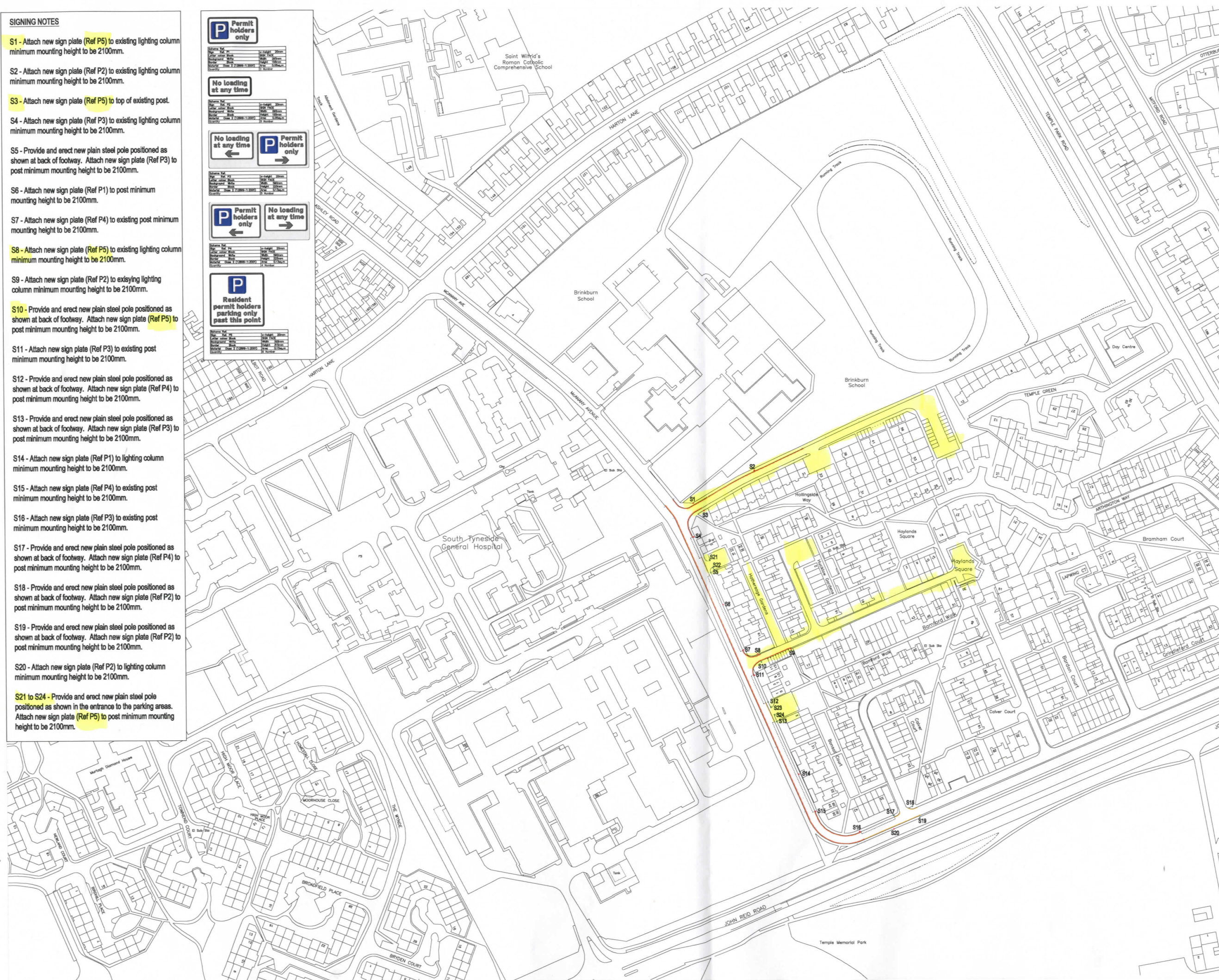
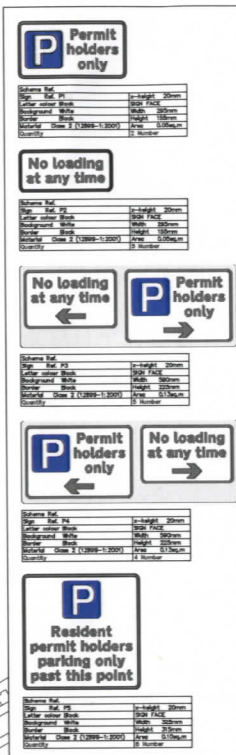
4. COLOURS : Background ----- WHITE
Legend & Border ---- BLACK
'P' symbol ----- WHITE
'P' Tile ----- BLUE

5. DIMENSIONS : x-heights are in millimetres, other dimensions are in stroke widths. (4sw = x-ht)

6. See sheet 1 for other dimensions and details of permit patch.

SIGNING NOTES

- S1** - Attach new sign plate (Ref P5) to existing lighting column minimum mounting height to be 2100mm.
- S2** - Attach new sign plate (Ref P2) to existing lighting column minimum mounting height to be 2100mm.
- S3** - Attach new sign plate (Ref P5) to top of existing post.
- S4** - Attach new sign plate (Ref P3) to existing lighting column minimum mounting height to be 2100mm.
- S5** - Provide and erect new plain steel pole positioned as shown at back of footway. Attach new sign plate (Ref P3) to post minimum mounting height to be 2100mm.
- S6** - Attach new sign plate (Ref P1) to post minimum mounting height to be 2100mm.
- S7** - Attach new sign plate (Ref P4) to existing post minimum mounting height to be 2100mm.
- S8** - Attach new sign plate (Ref P5) to existing lighting column minimum mounting height to be 2100mm.
- S9** - Attach new sign plate (Ref P2) to existing lighting column minimum mounting height to be 2100mm.
- S10** - Provide and erect new plain steel pole positioned as shown at back of footway. Attach new sign plate (Ref P5) to post minimum mounting height to be 2100mm.
- S11** - Attach new sign plate (Ref P3) to existing post minimum mounting height to be 2100mm.
- S12** - Provide and erect new plain steel pole positioned as shown at back of footway. Attach new sign plate (Ref P4) to post minimum mounting height to be 2100mm.
- S13** - Provide and erect new plain steel pole positioned as shown at back of footway. Attach new sign plate (Ref P3) to post minimum mounting height to be 2100mm.
- S14** - Attach new sign plate (Ref P1) to lighting column minimum mounting height to be 2100mm.
- S15** - Attach new sign plate (Ref P4) to existing post minimum mounting height to be 2100mm.
- S16** - Attach new sign plate (Ref P3) to existing post minimum mounting height to be 2100mm.
- S17** - Provide and erect new plain steel pole positioned as shown at back of footway. Attach new sign plate (Ref P4) to post minimum mounting height to be 2100mm.
- S18** - Provide and erect new plain steel pole positioned as shown at back of footway. Attach new sign plate (Ref P2) to post minimum mounting height to be 2100mm.
- S19** - Provide and erect new plain steel pole positioned as shown at back of footway. Attach new sign plate (Ref P2) to post minimum mounting height to be 2100mm.
- S20** - Attach new sign plate (Ref P2) to lighting column minimum mounting height to be 2100mm.
- S21 to S24** - Provide and erect new plain steel pole positioned as shown in the entrance to the parking areas. Attach new sign plate (Ref P5) to post minimum mounting height to be 2100mm.



All dimensions are in millimetres. © Copyright of rights reserved South Tyneside Council. Neighbourhood Services. Ordnance Survey data has been reproduced from 1:2500 Ordnance Survey maps with the permission of The Controller of H.M. Stationery Office. Crown copyright reserved. Licence No. 100019670

- Existing lighting column (unaffected)
- Existing traffic sign post (unaffected)
- Proposed sign plate on existing traffic sign post or lighting column (13 number)
- Proposed sign plate on new traffic sign post (9 number)
- Proposed lining in white thermoplastic to TSRGD Diag 1028.4, 600mm line, 600mm gap, 50mm wide and 1.8m bays.
- Proposed lining in yellow thermoplastic to TSRGD Diag 1018.1, 100mm wide and kerb marks to Diag 1020.1, 100mm wide and 3m apart.
- Renew existing lining in yellow thermoplastic to TSRGD Diag 1018.1, 100mm wide and kerb marks to Diag 1020.1, 100mm wide and 3m apart.

Department for Transport

Date 28/06/2011

No. G250/021/002-1



South Tyneside Council
Neighbourhood Services

Froma Brown - Executive Director
Town Hall & Civic Offices, Westoe Road, South Shields, Tyne & Wear, NE33 2RL
Telephone: (0191) 427 1717 Fax: (0191) 424 7643

Project
**Residents Permit Parking
McAnany Avenue Area**

Drawing Title
Signing & Lining Details

Drawn by RA Date Feb '11
Checked by Date
Scale 1:1250 Size A1

Project Code Drawing Number
T1 - 12 / 2009 C3