



GT50/024/0018

**ROAD TRAFFIC REGULATION ACT 1984 – SECTIONS 64 AND 65
AUTHORISATION OF TRAFFIC SIGNS AND SPECIAL DIRECTIONS**

The Secretary of State for Transport, in exercise of his powers under Sections 64 and 65 of the Road Traffic Regulation Act 1984, and of all other powers enabling him in that behalf, for the purpose of informing road users of the conditions of use of bus lanes on roads for which the City of Westminster is the traffic authority, hereby:-

1. authorises the erection at appropriate sites on the said roads within the City of Westminster of a traffic sign (hereinafter referred to as “the authorised sign A”) conforming as to size, colour and character with that shown in the attached drawing numbered NP 958.4, save that
 - (i) a lower panel may be added to the authorised sign A in the same colours as in diagram 961 in Schedule 5 to the Traffic Signs Regulations 2002 (Part I of SI 2002/3113, “the 2002 Regulations”); and
 - (ii) the minimum x-height of the legend in the lower panel shall be 44mm; and
2. authorises the erection at appropriate sites on the said roads within the City of Westminster of a traffic sign (hereinafter referred to as “the authorised sign B”) conforming as to size, colour and character with that shown in the attached drawing numbered NP 959.4; save that (i) a lower panel may be added to the authorised sign B in the same colours as in diagram 961 in Schedule 5 to the 2002 Regulations, and (ii) the minimum x-height of the legend in the lower panel shall be 44mm; and



GT50/024/0018

3. directs that the authorised sign A shall be used with the road marking in diagram 1010 (when laid diagonally) in Schedule 6 to the 2002 Regulations; and
4. directs that, notwithstanding the provisions of Direction 18(3) of the Traffic Signs General Directions 2002 (Part II of SI 2002/3113, "the 2002 Directions"), the authorised sign B may be used with the road marking shown in diagram 1049 in Schedule 6 to the 2002 Regulations; and
5. directs that it is a condition of this authorisation that the authorised signs A and B may be placed only to indicate the effect of a corresponding Traffic Order; and
6. directs, without prejudice to any statutory provision to the like effect, that it is a condition of this authorisation that the erection of the authorised signs A and B at or near the said sites shall continue to have effect only until such day as may be appointed by one month's notice given by the Secretary of State in writing to the traffic authority for the removal or alteration of the authorised signs A and B and on that day the said authorisation shall, without prejudice to the giving of any further authorisation or direction, cease to have effect; and

The provisions of Regulations 12, 18 and 19 of the 2002 Regulations shall apply to the authorised sign A in the same manner as they apply to the sign to diagram 958 in Schedule 5 to those Regulations.



GT50/024/0018

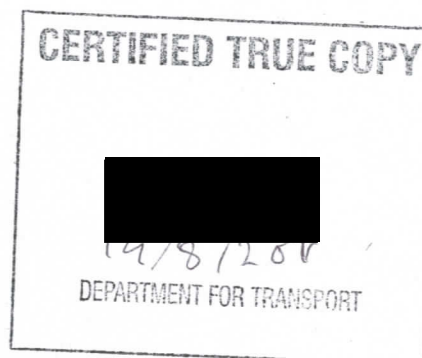
The provisions of Regulations 12, 18 and 19 of the 2002 Regulations shall apply to the authorised sign B in the same manner as they apply to the sign to diagram 959 in Schedule 5 to those Regulations.

Dated 17 August 2011

Signed by authority of the Secretary of State

.....
[Redacted Signature]

A Delegated Official of the Department for Transport



Drawing No.

NP 958.4

Related Drawings

S 23, S 24 and S 25 sheets 1 & 2

© CROWN COPYRIGHT. This drawing must NOT be reproduced.

NOTES: - 1. The legend is from the Transport Medium alphabet at the x-heights shown.

2. Symbol details are given on dwgs. S 23, S 24 and S 25 sheets 1 & 2.

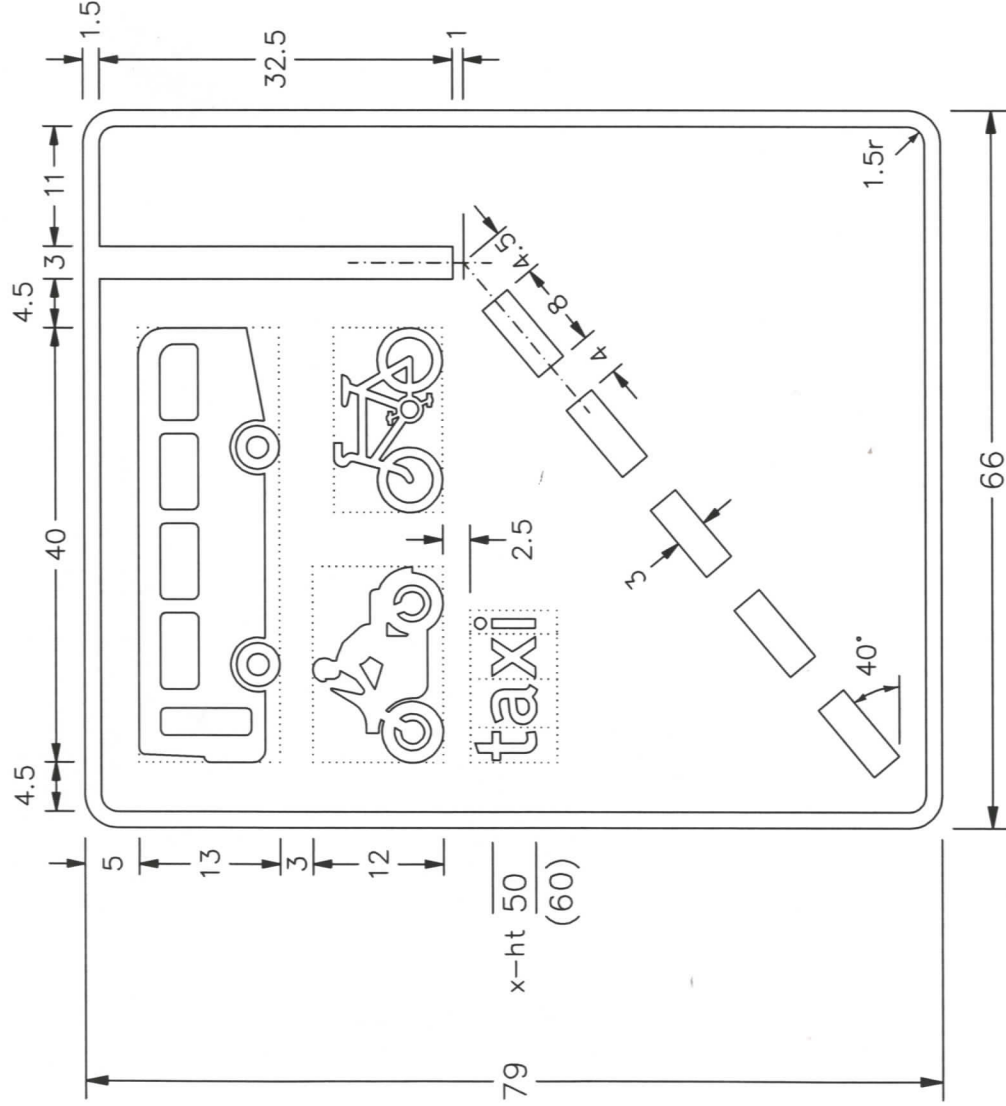
3. The tile outlines do not form part of the sign.

4. COLOURS: - BS.873:Part 6

Legend, Symbols & Border --- WHITE
Background ----- BLUE

5. DIMENSIONS: - x-heights are in millimetres, other dimensions are in stroke widths. (4sw = x-height)

6. VARIANTS: - The legend "local" may be added to the bus symbol as shown on dwg. S 25 sheet 1. The legend "taxi" may be omitted. A time plate may be added at the base of the sign in the same colours (see dwg. P 961).



NOTE: The horizontal space between the motorcycle and pedal cycle symbols is 5sw.

SYMBOL	Width (sw)	Height (sw)
Bus	40	13
Motorcycle	18	12
Pedal cycle	17	10

NP958x4

Before using this drawing, confirm that it has not been superseded.



Title:

Regulatory Sign

BUS and MOTORCYCLE
LANE AHEAD

Issue:

A: 29.6.00

B:

C:

Drawn by:

R.M.

Approved by:

R.M.

Dimensions:

SEE

NOTE 5

Drawing No.

NP 958.4

Drawing No.

NP 959.4

Related Drawings

S 23, S 24 and S 25 sheets 1 & 2

© CROWN COPYRIGHT. This drawing must NOT be reproduced.

NOTES:— 1. The legend is from the Transport Medium alphabet at the x-heights shown.

2. Symbol details are given on dwgs. S 23, S 24 and S 25 sheets 1 & 2.


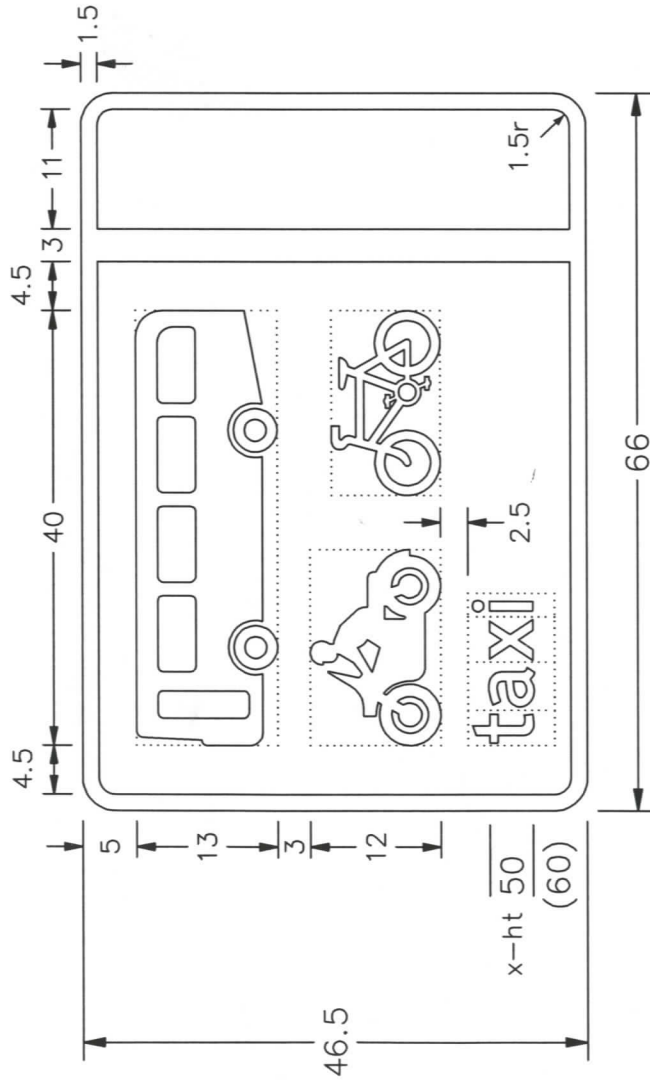
3. The tile outlines do not form part of the sign.

4. COLOURS:— BS.873:Part 6

Legend, Symbols & Border --- WHITE
Background ----- BLUE

5. DIMENSIONS:— x-heights are in millimetres, other dimensions are in stroke widths. (4sw = x-height)

6. VARIANTS:— The legend "local" may be added to the bus symbol as shown on dwg. S 25 sheet 1.
The legend "taxi" may be omitted and the overall height of the sign reduced to 38sw.
A time plate may be added at the base of the sign in the same colours (see dwg. P 961).



VARIANT WITH LEGEND "taxi" OMITTED

SYMBOL	Width (sw)	Height (sw)
Bus	40	13
Motorcycle	18	12
Pedal cycle	17	10

NOTE: The horizontal space between the motorcycle and pedal cycle symbols is 5sw.

NP959x4

Before using this drawing, confirm that it has not been superseded.



Title: Regulatory Sign
WITH-FLOW BUS
and MOTORCYCLE LANE

Issue: Date: 29.6.00
A:
B:
C:
Drawn by: R.M.
Approved by: R.M.

Dimensions: SEE NOTE 5
Drawing No. NP 959.4