



GT50/101/0004

**ROAD TRAFFIC REGULATION ACT 1984 – SECTIONS 64 AND 65  
AUTHORISATION OF TRAFFIC SIGNS AND SPECIAL DIRECTIONS**

The Secretary of State for Transport, in exercise of his powers under Sections 64 and 65 of the Road Traffic Regulation Act 1984 and of all other powers enabling him in that behalf, for the purpose of informing road users of a Restricted Zone in High Street, Eastgate, Almon Place, Crow Lane, Blue Boar Lane, Northgate, Boley Hill and Epaul Lane, Rochester, in the Medway, hereby:-

1. authorises the erection at or within 5 metres of the sites marked schematically on the attached set of plans numbered GT50/101/0004-1 of a traffic sign (hereinafter referred to as “the authorised sign A”) conforming as to size, colour and character with that shown on the attached drawing numbered NP663.2 save that (a) the reference to the time of day or the day of the week may be varied or omitted and (b) the legend “Except in signed bays” may be added to or substituted for the times shown in the lower pane; and
2. authorises the erection at appropriate sites on the said roads of a traffic sign (hereinafter referred to as “the authorised sign B”) conforming as to size, colour and character with that shown on the attached drawing numbered NP637.4, save that the reference to the time of day or the day of the week may be varied or omitted; and
3. authorises the erection at or within 5 metres of the sites marked schematically on the said plan of a traffic sign (hereinafter referred to as “the authorised sign C”) conforming as to size, colour and character with that shown on the attached drawing numbered NP664.1; and



GT50/101/0004

4. directs, that it is a condition of this authorisation that the authorised signs A, B and C shall only be placed to indicate the effect of a corresponding Traffic Regulation Order; and
5. directs, without prejudice to any statutory provision to the like effect, that it is a condition of this authorisation that the placing of the authorised signs A, B and C at or near the said sites shall continue to have effect only until such day as may be appointed by one month's notice given by the Secretary of State in writing to the traffic authority for the removal or alteration of the authorised signs A, B and C and on that day the said authorisation shall, without prejudice to the giving of any further authorisation or direction, cease to have effect.

The provisions of Regulations 12, 18 and 19 of the Traffic Signs Regulations 2002 (Part I of SI 2002/3113, "the 2002 Regulations") shall apply to the authorised sign A in the same manner as they apply to the sign to diagram 663 in Schedule 2 to those Regulations.

The provisions of Regulations 12, 18 and 19 of the 2002 Regulations shall apply to the authorised sign B in the same manner as they apply to the sign to diagram 637.2 in Schedule 2 to those Regulations.




GT50/101/0004

The provisions of Regulations 12, 18 and 19 of the 2002 Regulations shall apply to the authorised sign C in the same manner as they apply to the sign to diagram 664 in Schedule 2 to those Regulations.

Dated 15 September ..... 2011

Signed by authority of the Secretary of State



.....  
A Delegated Official of the Department for Transport



Before using this drawing, confirm that it has not been superseded.

Drawing No.  
NP 663.2  
Sheet 1 of 2

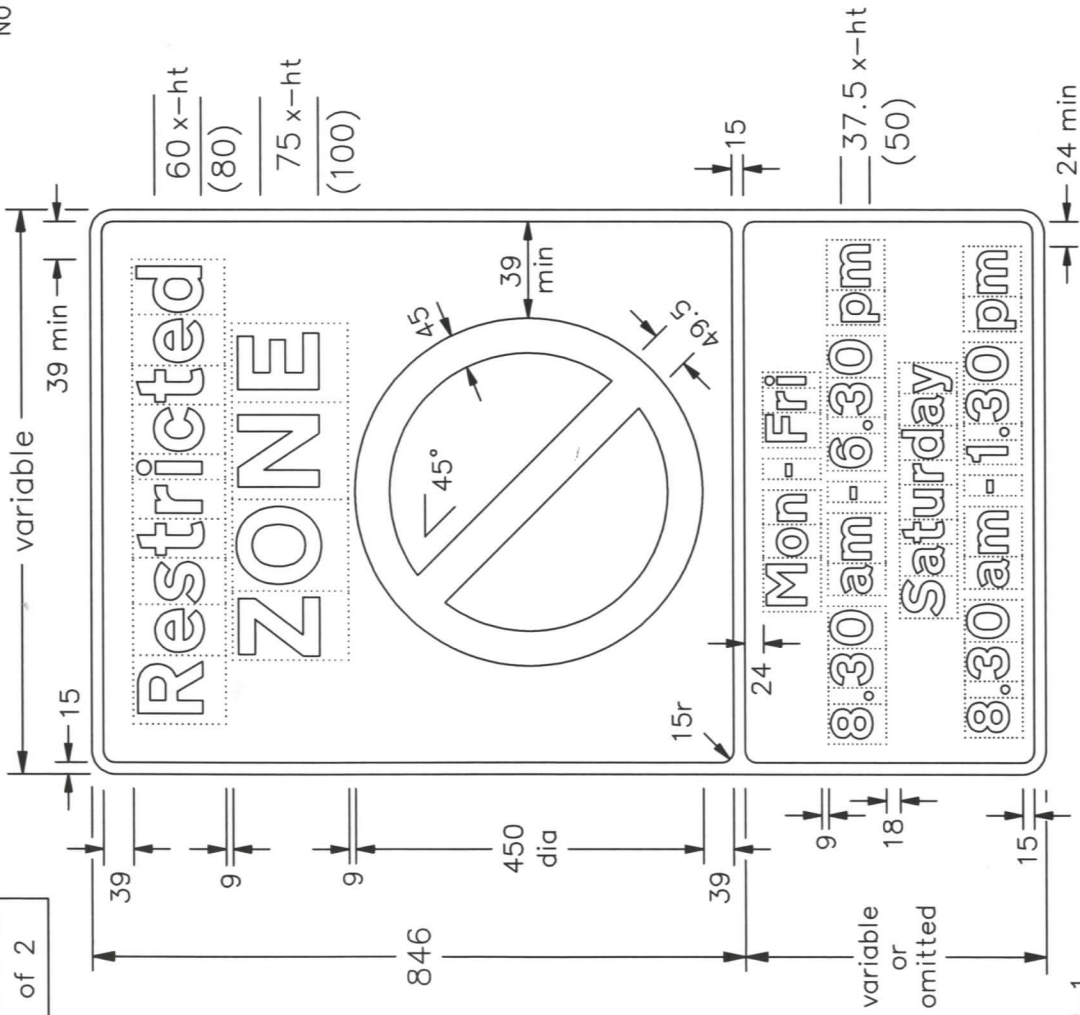
NOTES: 1. The legend is from the Transport Heavy Alphabet at the x-heights shown.

2. The tile outlines do not form part of the signs.

3. COLOURS : Background ----- WHITE  
Legend & Borders ----- BLACK  
Roundel & Bar ----- RED  
Roundel Background ----- BLUE

4. DIMENSIONS : All dimensions are based on the smaller x-heights and shall be varied proportionally for the larger sign size.

5. See sheet 2 for 'No loading' and other variants. See section 12 in Chapter 7 of the Traffic Signs Manual for further details of time plate design.



NP663x2-1

Department for  
**Transport**

Title: Regulatory Signs  
ENTRANCE TO RESTRICTED  
PARKING ZONE

Issue: Date: 31.8.07  
A:  
B:  
C:

Drawn by: L.W.  
Approved by: R.M.

Dimensions: MILLIMETRES

Drawing No. NP 663.2  
Sheet 1 of 2

Before using this drawing, confirm that it has not been superseded.

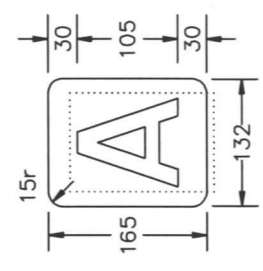
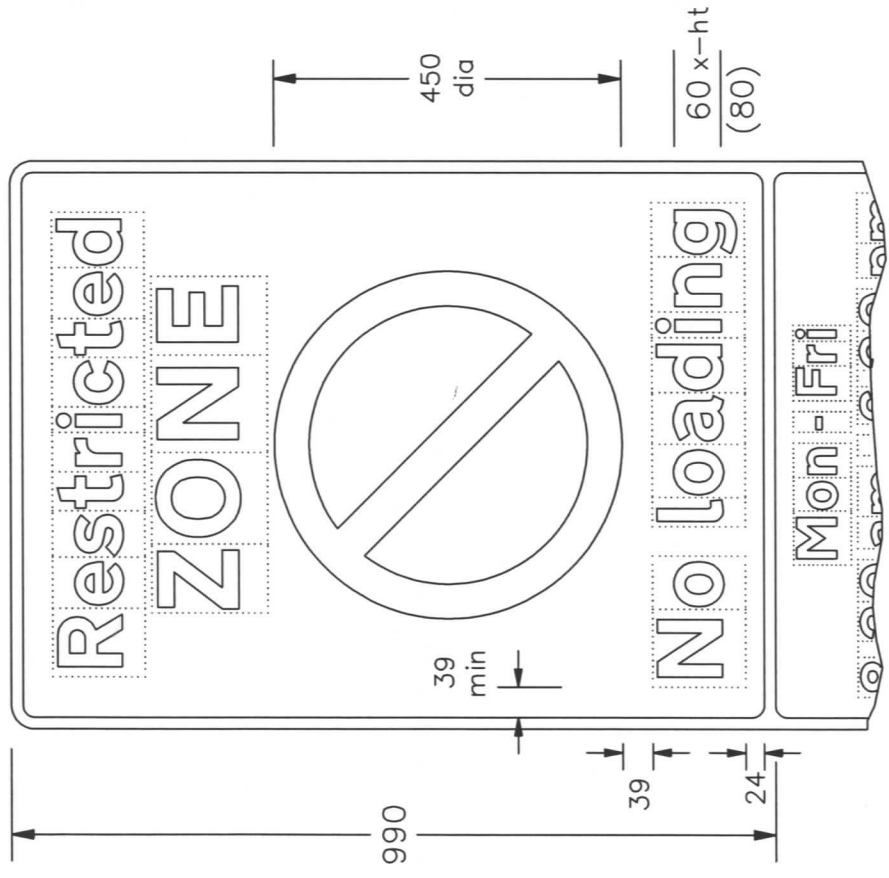
NOTES: 1. The legend is from the Transport Heavy alphabet at the x-heights shown where shown. See sheet 1 for other x-heights.

2. The tile outlines do not form part of the signs.

3. COLOURS : Background ----- WHITE  
 Legend & Borders ----- BLACK  
 Roundel & Bar ----- RED  
 Roundel Background ----- BLUE

4. DIMENSIONS : All dimensions are based on the smaller x-heights and shall be varied proportionally for the larger sign size.

5. See sheet 1 for other dimensions.



TYPICAL CODE IDENTIFIER

NOTE: -  
 The character shown is from the Transport Medium alphabet. The character and the patch may be varied in size and may be in any contrasting colours.

NP663x2-2

<p>Department for  <b>Transport</b></p>	<p>Title: Regulatory Signs  <b>ENTRANCE TO RESTRICTED          PARKING ZONE (variants)</b></p>	<p>Issue: Date: 31.8.07          A:          B:          C:</p>	<p>Drawn by: L.W.          Approved by: R.M.</p>	<p>Dimensions: MILLIMETRES</p>	<p>Drawing No. <b>NP 663.2</b>          Sheet 2 of 2</p>
---	--	---	--	--------------------------------	--

Drawing No.

NP 637.4

Sheet 1 of 2

Related Drawing

P 636

Before using this drawing, confirm that it has not been superseded.

© CROWN COPYRIGHT

NOTES: 1. The legend is from the Transport Heavy alphabet at the x-height shown.

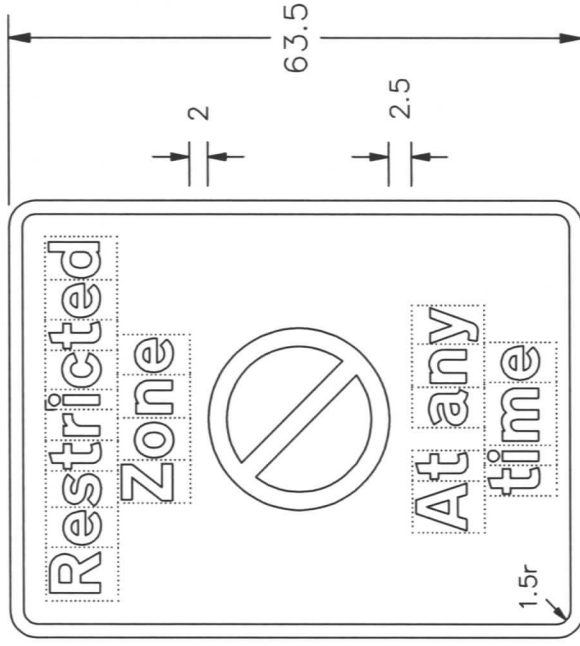
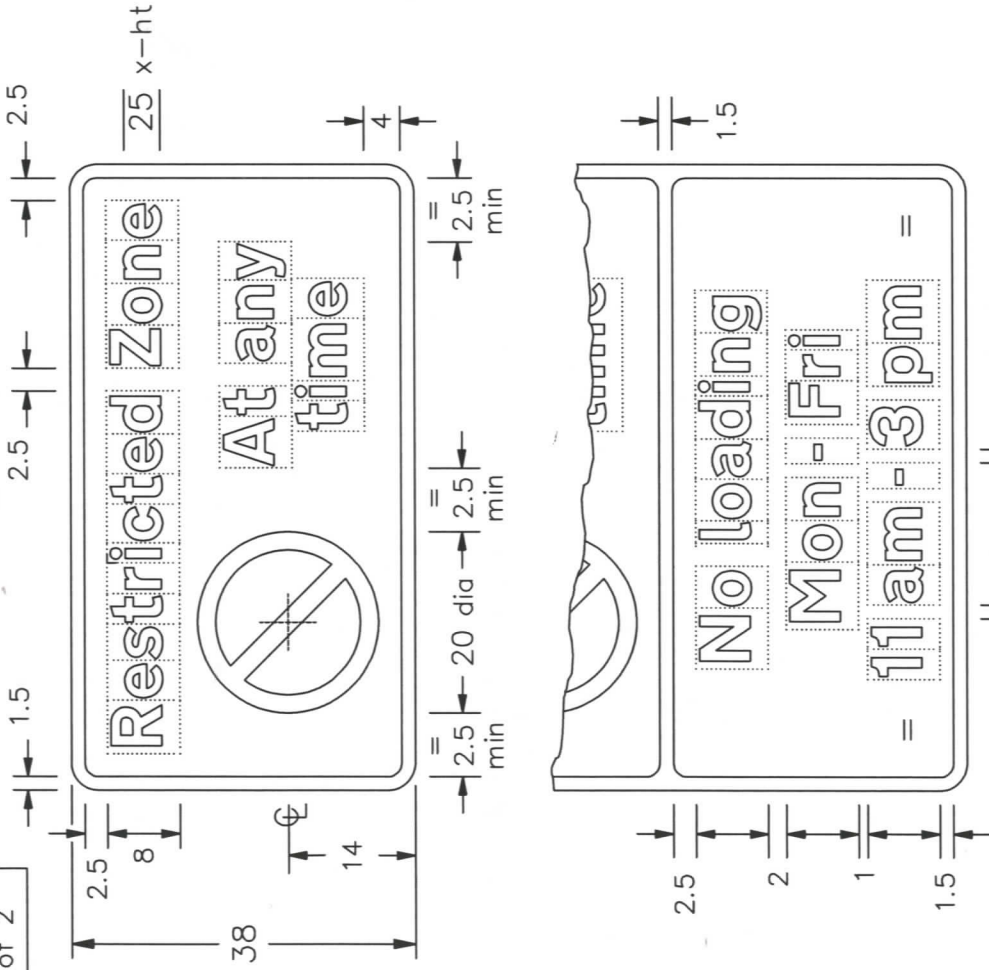
2. The dimensions of the roundel are proportional to those shown on drawing P 636.

3. The tile outlines do not form part of the signs.

4. COLOURS : Background (No waiting panel) --- YELLOW  
Background (No loading panel) --- WHITE  
Legends & Borders --- BLACK  
Roundel & Bar --- RED  
Roundel background --- BLUE

5. DIMENSIONS : x-height is in millimetres, other dimensions are in stroke widths. (4sw = x-height)

6. See sheet 2 for other variants.



NP637x4-1

Department for  
**Transport**

Title: Regulatory Signs  
RESTRICTED ZONE  
WAITING and LOADING PROHIBITION

Issue: Date: 31.8.07  
A:  
B:  
C:

Drawn by: L.W.  
Approved by: R.M.

Dimensions: SEE NOTE 5

Drawing No.

NP 637.4

Sheet 1 of 2

Drawing No.

NP 637.4

Sheet 2 of 2

Related Drawing

P 636

Before using this drawing, confirm that it has not been superseded.

© CROWN COPYRIGHT

NOTES: 1. The legend is from the Transport Heavy alphabet at the x-height shown.

2. The dimensions of the roundel are proportional to those shown on drawing P 636.

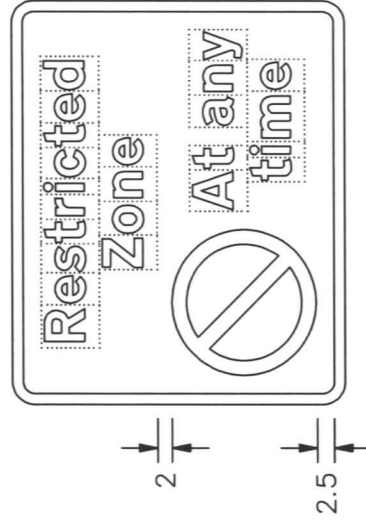
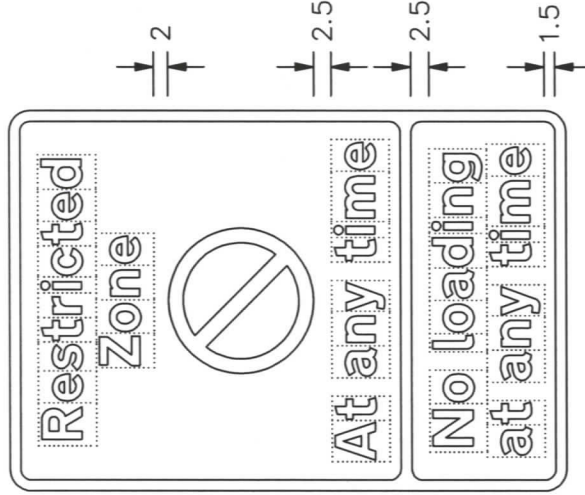
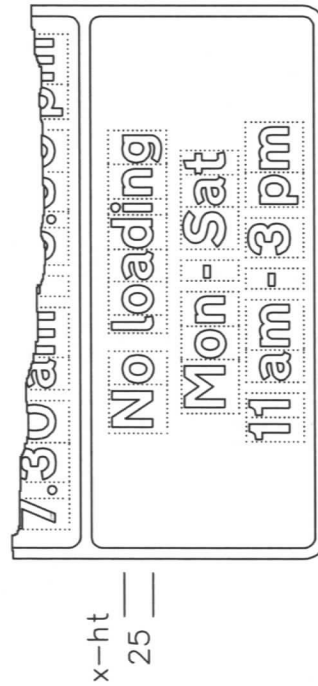
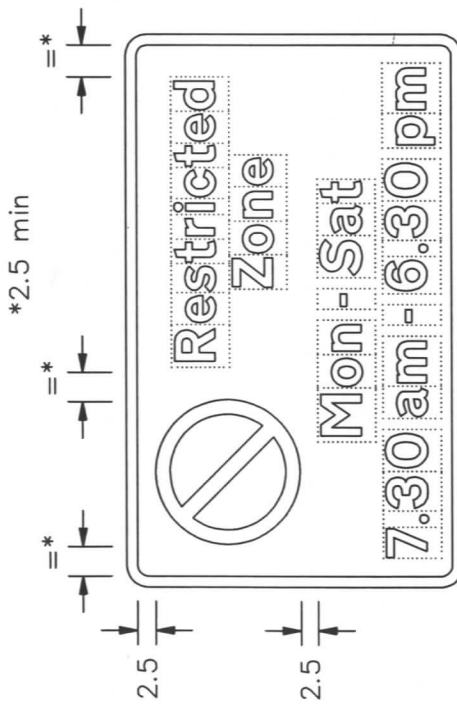
3. The tile outlines do not form part of the signs.

4. COLOURS : Background (No waiting panel) --- YELLOW  
Background (No loading panel) --- WHITE  
Legends & Borders --- BLACK  
Roundel & Bar --- RED  
Roundel background --- BLUE

5. DIMENSIONS : x-height is in millimetres, other dimensions are in stroke widths. (4sw = x-height)

6. See section 12 in Chapter 7 of the Traffic Signs Manual for further details of time plate design.

7. See sheet 1 for other dimensions and variants.



NP637x4-2

Department for  
**Transport**

Title: Regulatory Signs  
RESTRICTED ZONE  
WAITING and LOADING PROHIBITION

Issue: Date: 31.8.07  
A:  
B:  
C:

Drawn by: L.W.  
Approved by: R.M.

Dimensions: SEE NOTE 5

Drawing No. NP 637.4  
Sheet 2 of 2

Drawing No.

NP 664.1

Related Drawing

P 636

Before using this drawing, confirm that it has not been superseded.

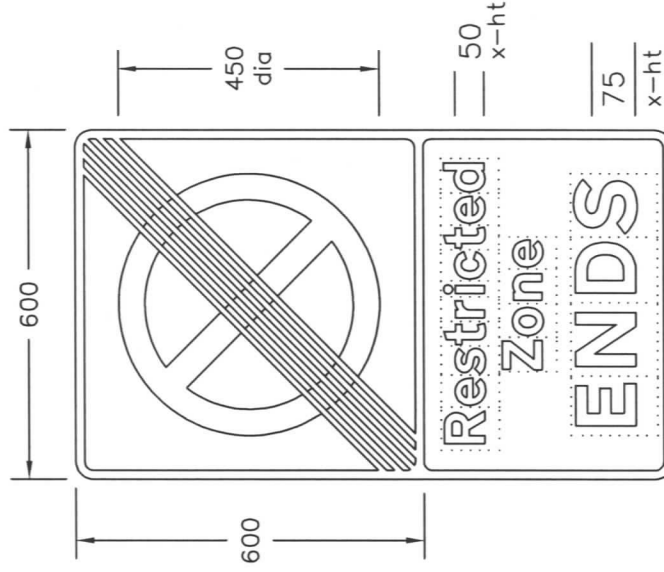
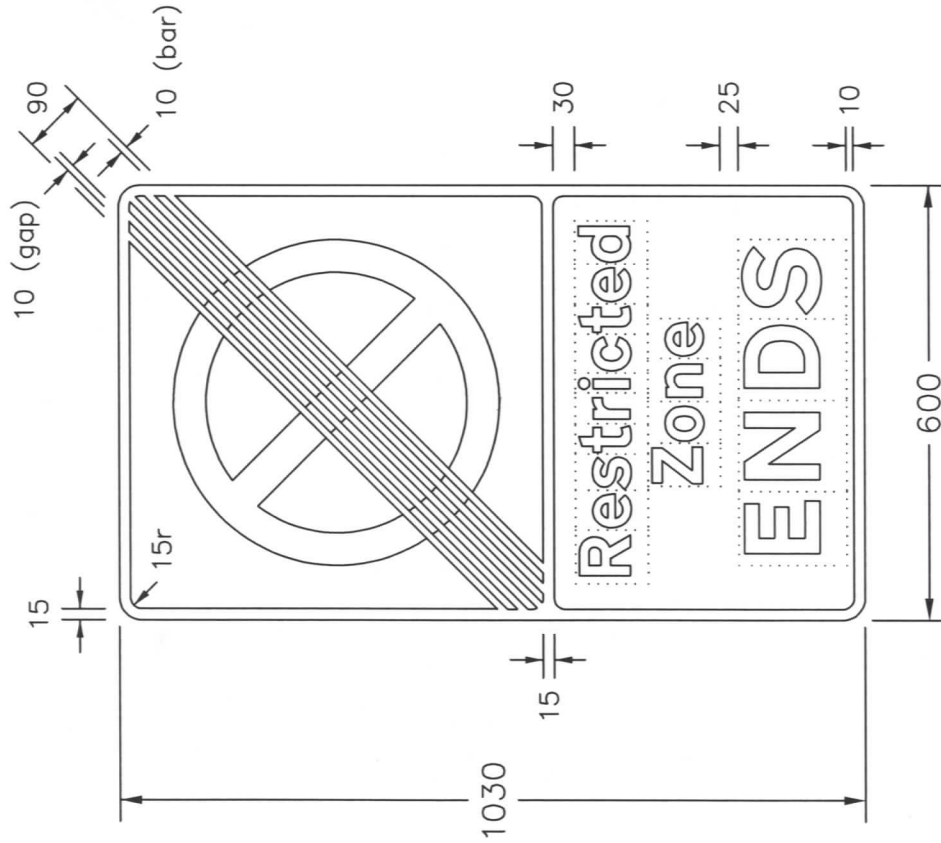
© CROWN COPYRIGHT

NOTES: - 1. The legends are from the Transport Heavy Alphabet at the x-heights shown.

2. The roundel dimensions are proportional to those shown on drawing P 636.

3. The tile outlines do not form part of the signs.

4. COLOURS : Backgrounds --- WHITE  
Legends, Borders & Diagonal Bars --- BLACK  
Roundels & Symbols --- GREY



NP664x1

Department for  
**Transport**

Title: Regulatory Signs  
RESTRICTED ZONE ENDS

Issue: Date: 14.12.06  
A:  
B:  
C:

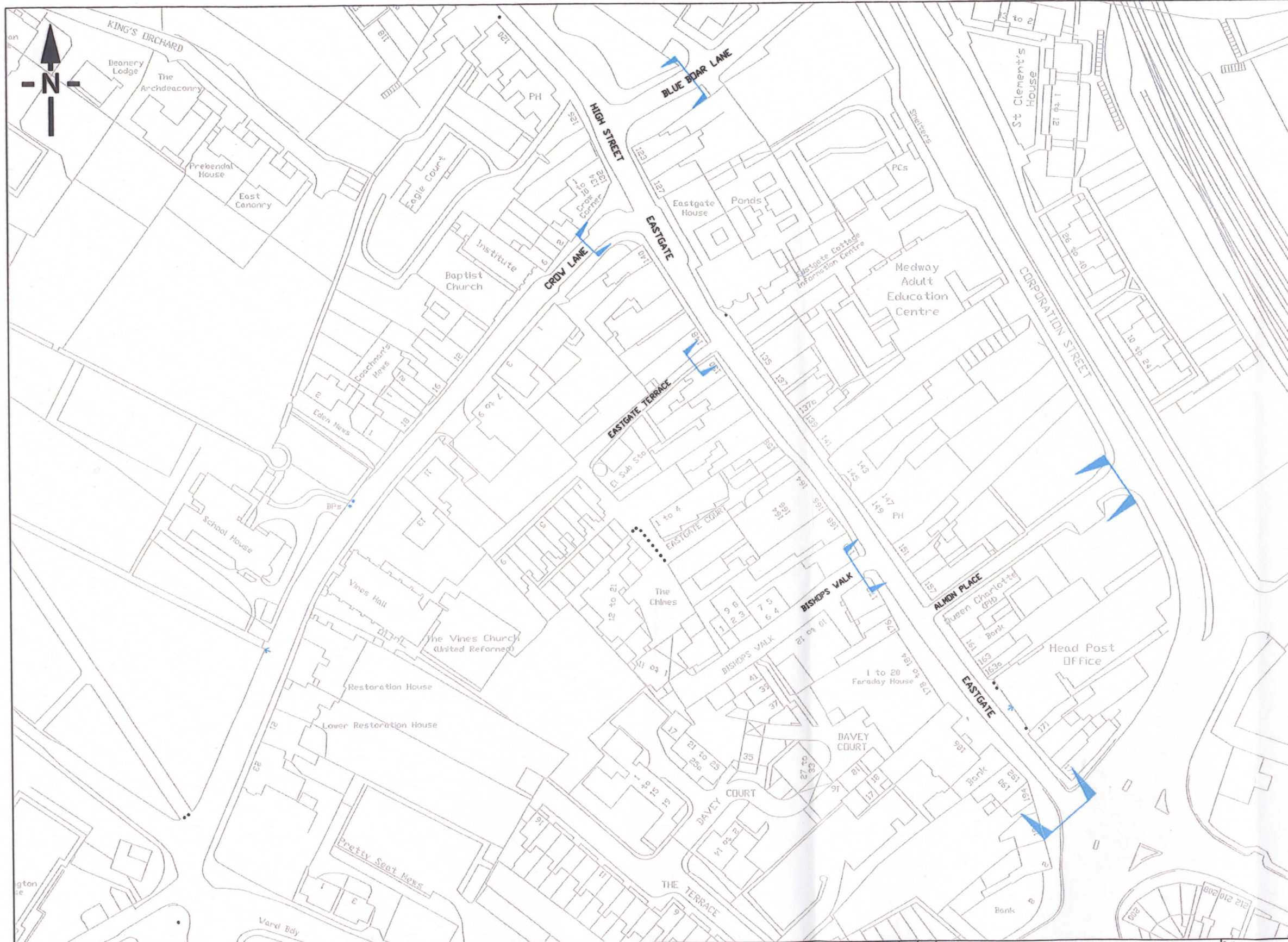
Drawn by: L.W.  
Approved by: R.M.

Dimensions: MILLIMETRES

Drawing No.

NP 664.1





**KEY**



Indicates where 'Restricted Zone' sign faces and poles are to be positioned. Signs to be placed on both sides of the road back to back with 'Restricted Zone Ends' sign faces.



Scheme Ref.	RESTRICTED ZONE
Sign Ref.	S1
Letter colour	BLACK
Background	WHITE
Border	BLACK
Material Class	RA2 (12899-1:2007)
Sign FACE	x-height 75.0
Width	790mm
Height	955mm
Area	0.75sqm

Department for Transport

Date 5/9/11  
No. 9750/101/0004-1

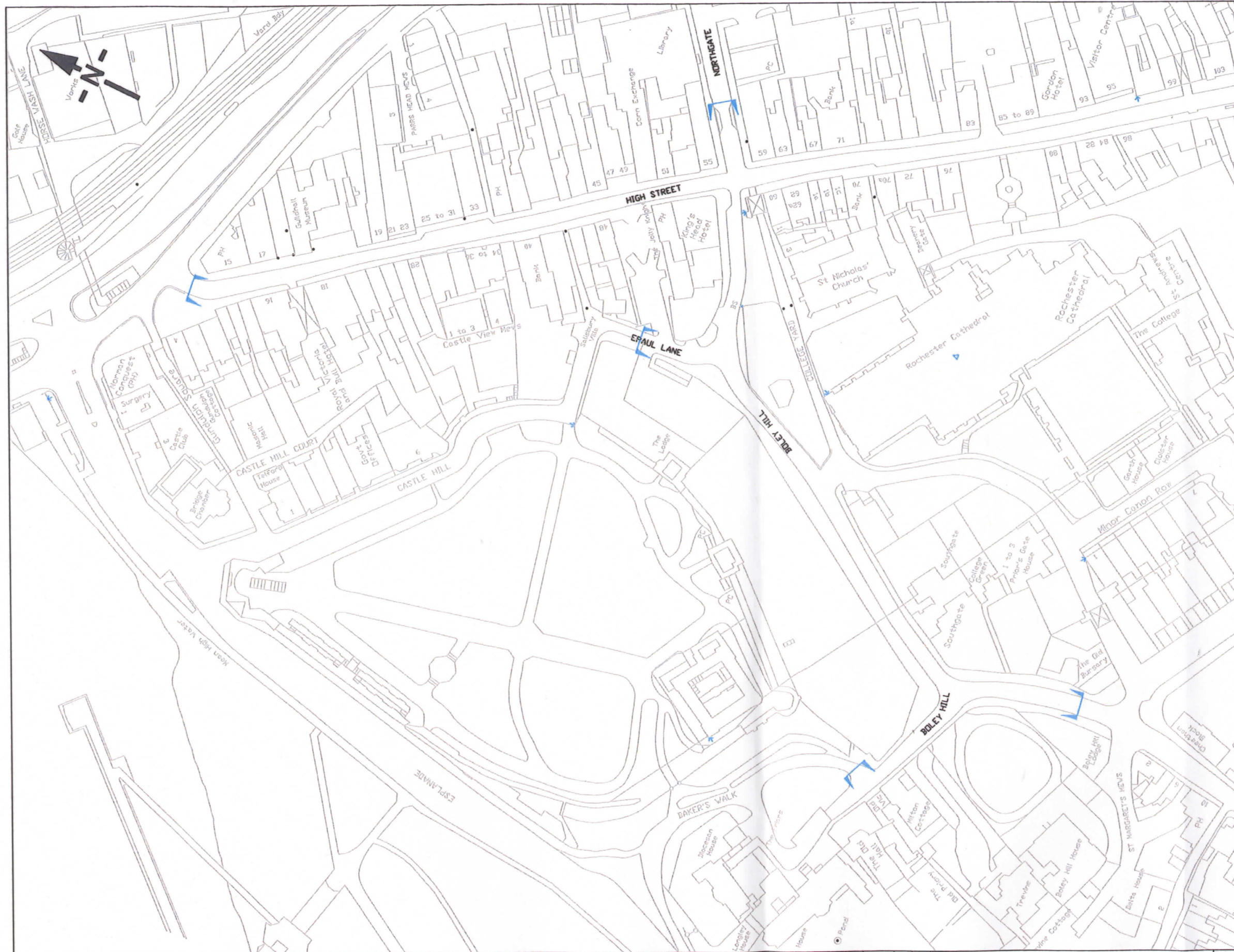
COPYRIGHT RESERVED This map is reproduced from Ordnance Survey material with the permission of Ordnance Survey on behalf of the Controller of Her Majesty's Stationery Office Crown copyright. Unauthorised reproduction infringes Crown copyright and may lead to prosecution or civil proceedings. Medway Council Licence Number 100024225, 2005.\*

Rev.	Description	By	Date	Chkd	Auth
A	First Issue	DLP	06 May	MM	MM



Project	Location of Restricted Zone Signs.	A3 Ref. 0					
Title	High Street/Eastgate	A3					
Scale	1:1250	Rev					
Drawn	DLP	Checked	RS	Approved	MM	Drawing No.	RS/TM/4T929/01
Date	06-05-11	Date	06-05-11	Date	06-05-11		

File Ref-



**KEY**



Indicates where 'Restricted Zone' sign faces and poles are to be positioned. Signs to be placed on both sides of the road back to back with 'Restricted Zone Ends' sign faces.



Scheme Ref.	RESTRICTED ZONE	x-height	75.0
Sign Ref.	S1	Sign Face	
Letter colour	BLACK	Width	790mm
Background	WHITE	Height	955mm
Border	BLACK	Area	0.75sq.m
Material	Class RA2 (12099-1:2007)		

COPYRIGHT RESERVED This map is reproduced from Ordnance Survey material with the permission of Ordnance Survey on behalf of the Controller of Her Majesty's Stationery Office Crown copyright. Unauthorised reproduction infringes Crown copyright and may lead to prosecution or civil proceedings. Medway Council Licence Number 100024225, 2005.

Rev.	Description	By	Date	Chk'd	Auth
A	First Issue	DLP	16 sept	MM	MM

**Medway COUNCIL**

DIRECTORATE OF REGENERATION AND DEVELOPMENT

COMPASS CENTRE  
PERRIDGE  
CHATHAM ROAD  
CHATHAM ME4 4TH  
Tel: (01634) 306000

Project		Lordswood	
Title		Proposed Details	
Scale		1:25000	
Drawn	Checked	Approved	Drawing No.
DLP	MM	MM	RS/TM/4T929/02
Date	Date	Date	
16-09-10	16-09-10	16-09-10	
A3 Ref		A3	

File Ref-