



GT50/088/0002

**ROAD TRAFFIC REGULATION ACT 1984 – SECTIONS 64 AND 65
AUTHORISATION OF TRAFFIC SIGNS AND SPECIAL DIRECTIONS**

The Secretary of State for Transport, in exercise of his powers under Sections 64 and 65 of the Road Traffic Regulation Act 1984 and of all other powers enabling him in that behalf, for the purpose of informing road users of a Restricted Zone at Venn Street in the London Borough of Lambeth, hereby:-

1. authorises the erection at or within 5 metres of the sites marked with a black cross on the attached plan numbered GT50/088/0002-1 of a traffic sign (hereinafter referred to as “the authorised sign A”) conforming as to size, colour and character with that shown at RS1 & RS2 on the attached drawing numbered GT50/088/0002-2 save (a) that any reference to the time of day or the day of the week may be varied or omitted as appropriate and (b) the legend “except in signed bays” may be omitted; and
2. authorises the erection at or within 5 metres of the sites marked with a blue cross on the said plan of a traffic sign (hereinafter referred to as “the authorised sign B”) conforming as to size, colour and character with that shown on the attached drawing numbered NP 637.4; save that the reference to the time of day or the day of the week may be varied or omitted as appropriate; and
3. directs that the authorised sign B may be placed without the road markings to diagram 1018.1 in Schedule 6 to the Traffic Signs Regulations 2002 (Part I of SI 2002/3113, “the 2002 Regulations”); and



GT50/088/0002

4. directs, that it is a condition of this authorisation that the authorised signs A and B may only be placed to indicate the effect of a corresponding Traffic Order; and
5. directs, without prejudice to any statutory provision to the like effect, that it is a condition of this authorisation that the placing of the authorised signs A and B at or near the said sites shall continue to have effect only until such day as may be appointed by one month's notice given by the Secretary of State in writing to the traffic authority for the removal or alteration of the authorised signs A and B and on that day the said authorisation shall, without prejudice to the giving of any further authorisation or direction, cease to have effect.

The provisions of Regulations 12, 18 and 19 of the 2002 Regulations shall apply to the authorised sign A in the same manner as they apply to the sign to diagram 663 in Schedule 2 to those Regulations.

The provisions of Regulations 12, 18 and 19 of the 2002 Regulations shall apply to the authorised sign B in the same manner as they apply to the sign to diagram 637.2 in Schedule 2 to those Regulations.

Dated 26 September 2011

Signed by authority of the Secretary of State

[Redacted signature]

CERTIFIED TRUE COPY
[Redacted]
27/9/2011
DEPARTMENT FOR TRANSPORT

A Delegated Official of the Department for Transport

Department for Transport

Date 23/9/2011

No. 6756/088/0002-2

<p>Restricted ZONE</p> <p>At any time except in signed bays</p>	<p>PEDESTRIAN ZONE</p> <p>Fri - Sun</p> <p>Except for loading by</p> <p>7 - 10 am 5 - 8 pm</p>
--	---

Scheme Ref	VENN STREET	h-height	37.5
Sign Ref	RS1	Sign Face	
Letter colour	N/A	Sign Face	
Background	White	Width	1350mm
Material	Clear RAL (3989)-1-2007	Height	1725mm
Material	Clear RAL (3989)-1-2007	Area	1.725sqm

RS1 & RS2 (1No.)

<p>No waiting</p> <p>Fri - Sun</p> <p>Goods vehicles loading only</p> <p>Mon - Thurs</p> <p>30 mins</p> <p>No return within 2 hrs</p>
--

Scheme Ref	VENN STREET	h-height	20.0
Sign Ref	RS3	Sign Face	
Letter colour	Black	Sign Face	
Background	White	Width	420mm
Material	Clear RAL (3989)-1-2007	Height	0.20sqm
Material	Clear RAL (3989)-1-2007	Area	0.20sqm

RS3 (1No.)

<p>No waiting</p> <p>Fri - Sun</p> <p>Permit holders only</p> <p>CR CB</p> <p>Mon - Thurs</p>
--

Scheme Ref	VENN STREET	h-height	20.0
Sign Ref	RS4	Sign Face	
Letter colour	Black	Sign Face	
Background	White	Width	250mm
Material	Clear RAL (3989)-1-2007	Height	0.135sqm
Material	Clear RAL (3989)-1-2007	Area	0.135sqm

RS4 (4No.)

<p>Restricted Zone</p> <p>At any time</p> <p>No loading</p> <p>Mon - Thurs</p>

Scheme Ref	VENN STREET	h-height	25.0
Sign Ref	RS5	Sign Face	
Letter colour	Black	Sign Face	
Background	White	Width	300mm
Material	Clear RAL (3989)-1-2007	Height	300mm
Material	Clear RAL (3989)-1-2007	Area	0.175sqm

RS5 (1No.)

<p>Controlled ZONE</p> <p>Mon - Fri</p> <p>8.30 am - 6.30 pm</p>

Scheme Ref	ZONE ENTRY	h-height	37.5
Sign Ref	RS7	Sign Face	
Letter colour	Black	Sign Face	
Background	White	Width	720mm
Material	Black	Height	1050mm
Material	Clear RAL (3989)-1-2007	Area	0.175sqm

RS7 (1No.)

<p>P</p> <p>Mon - Fri</p> <p>8.30 am - 6.30 pm</p> <p>Pay at machine across road</p> <p>Display ticket</p> <p>Max stay 4 hours</p>

Scheme Ref	PARKING SIGNS	h-height	20.0
Sign Ref	RS8	Sign Face	
Letter colour	Black	Sign Face	
Background	White	Width	370mm
Material	Black	Height	370mm
Material	Clear RAL (3989)-1-2007	Area	0.135sqm

RS8 (1No.)









VENN STREET
ROAD SIGNS

Drawn by **MAPITAL ASSOCIATES LTD.**
50 Putney, Open Channel, London SW15 2NU
Tel: (01204) 800123 Fax: (01204) 800149
Email: **MAPITAL@MAPITAL.CO.UK**
Date: **MAY 2011** 1102/08

Department for Transport
 Date 23/9/2011
 No. GT50/088/0002-1



-  Proposed 8 metre steel column with post top mounted at 5 degree inclination
 WRTL A/C Lathem with 100W CDO7/7 lamp (ASST 2685 SHN/A)
-  Proposed 5 metre mounted height well bracket with 0.2 metre bracket at 5 degree inclination
 WRTL A/C Lathem with 100W CDO7/7 lamp (ASST 2685 SHN/A)
-  Proposed 5 metre mounted height well bracket with 0.2 metre bracket at 5 degree inclination
 WRTL A/C Lathem with 100W CDO7/7 lamp (ASST 2685 SHN/A)
-  Proposed Feeder Pillar
-  Well mounted omnoured cable feed direct from feeder pillar.
-  New Road Sign Location

Notes:-
 All street lighting equipment to be supplied and installed to Lambeth Council's Specification and instructions.
 The Contractor is to allow for all electrical connections & disconnections.
 All columns to be numbered in accordance with Lambeth Council's instructions.
 Exact location of all columns & feeder pillars to be agreed on site with Lambeth's Street Lighting Engineer.
 Exact location of all road signs to be agreed on site with Lambeth's Engineer.

For Sign Details See Drawing Number 1102/08

REV	DATE	DESCRIPTION
1	02/09/11	DUCTS REMOVED WALL MOUNTED CABLE FIXED
2	09/09/11	AMENDMENTS

Lambeth Transport

Contractors and Suppliers: www.lambeth.gov.uk or www.lambeth.gov.uk/transport

Project: **VENN STREET**

Title: **STREET LIGHTING AND ROAD SIGN LOCATIONS**

Drawn By: **HASWELL ASSOCIATES LTD**

55 Polton's Green, Chislehurst, Essex, Ch
 Tel : (01245) 800123
 Fax : (01245) 800123

Checked: **HAL** Date: **1-20**

Drawn: **JEB** Date: **1102/07**

Issue: **MAY 2011**

Scale: **1:200**

Drawn: **HAL** Date: **1102/07**

Checked: **JEB** Date: **1102/07**

Issue: **MAY 2011**

Scale: **1:200**

Drawing No.
NP 663.2
 Sheet 1 of 2

Before using this drawing, confirm that it has not been superseded.

© CROWN COPYRIGHT

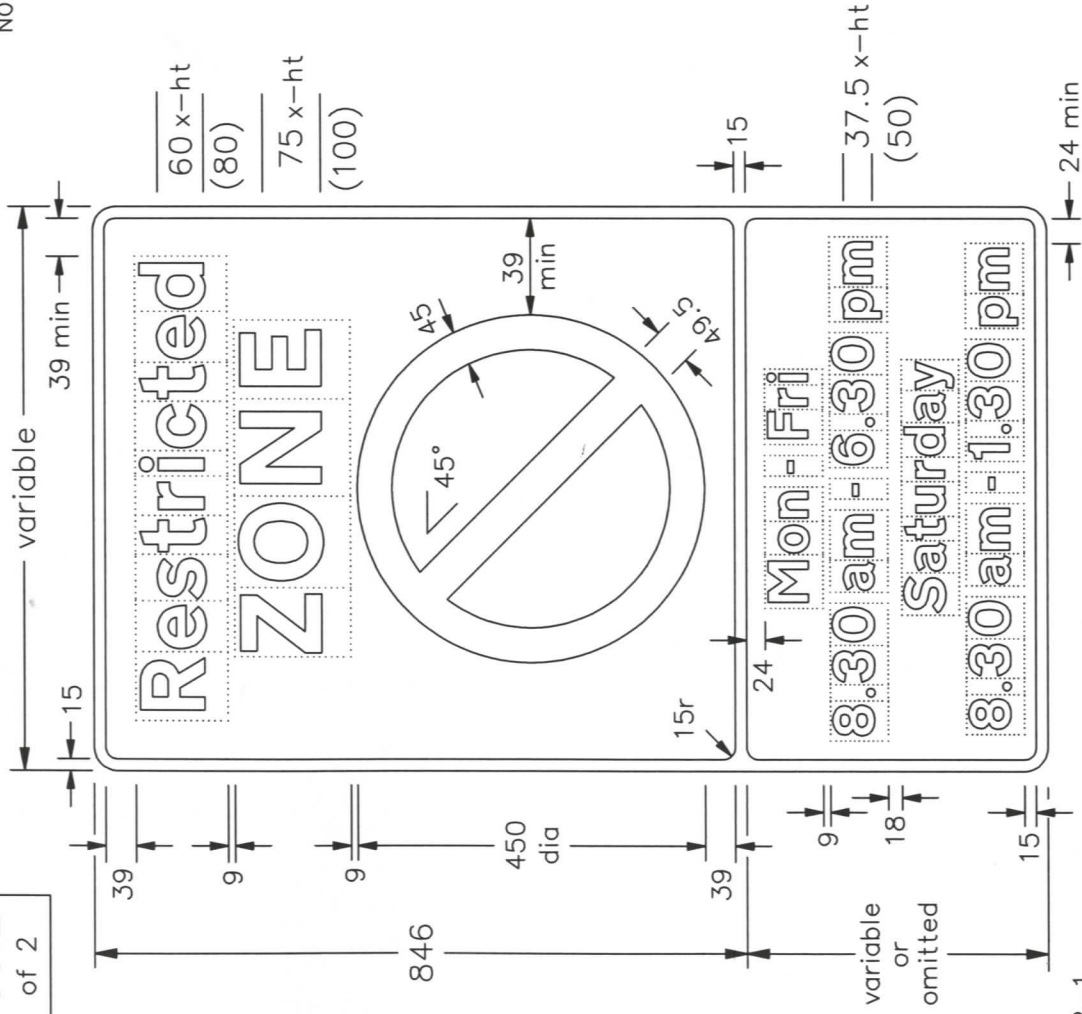
NOTES: 1. The legend is from the Transport Heavy alphabet at the x-heights shown.

2. The tile outlines do not form part of the signs.

3. COLOURS : Background ----- WHITE
 Legend & Borders ----- BLACK
 Roundel & Bar ----- RED
 Roundel Background ----- BLUE

4. DIMENSIONS : All dimensions are based on the smaller x-heights and shall be varied proportionally for the larger sign size.

5. See sheet 2 for 'No loading' and other variants. See section 12 in Chapter 7 of the Traffic Signs Manual for further details of time plate design.



NP663x2-1

Department for
Transport

Title: Regulatory Signs
**ENTRANCE TO RESTRICTED
 PARKING ZONE**

Issue: Date: 31.8.07
 A:
 B:
 C:

Drawn by: L.W.
 Approved by: R.M.

Dimensions:
 MILLIMETRES

Drawing No.
NP 663.2
 Sheet 1 of 2

Drawing No.

NP 663.2
Sheet 2 of 2

Before using this drawing, confirm that it has not been superseded.

© CROWN COPYRIGHT

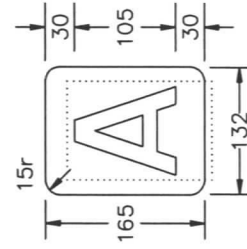
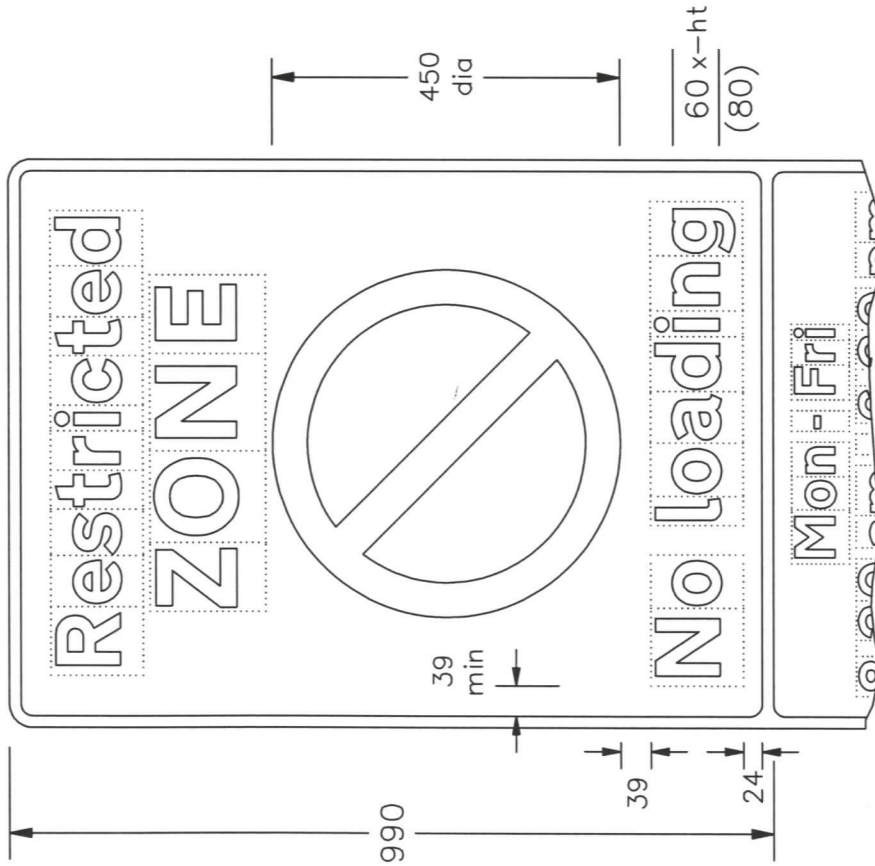
NOTES: 1. The legend is from the Transport Heavy alphabet at the x-heights shown where shown. See sheet 1 for other x-heights.

2. The tile outlines do not form part of the signs.

3. COLOURS : Background ----- WHITE
Legend & Borders ----- BLACK
Roundel & Bar ----- RED
Roundel Background ----- BLUE

4. DIMENSIONS : All dimensions are based on the smaller x-heights and shall be varied proportionally for the larger sign size.

5. See sheet 1 for other dimensions.



TYPICAL CODE IDENTIFIER

NOTE: -
The character shown is from the Transport Medium alphabet. The character and the patch may be varied in size and may be in any contrasting colours.

NP663x2-2

Department for
Transport

Title: Regulatory Signs
ENTRANCE TO RESTRICTED
PARKING ZONE (variants)

Issue: Date: 31.8.07
A:
B:
C:

Drawn by: L.W.
Approved by: R.M.

Dimensions: MILLIMETRES

Drawing No.

NP 663.2
Sheet 2 of 2

Drawing No.

NP 637.4
Sheet 1 of 2

Related Drawing
P 636

Before using this drawing, confirm
that it has not been superseded.

© CROWN COPYRIGHT

NOTES: 1. The legend is from the Transport Heavy alphabet at the
x-height shown.

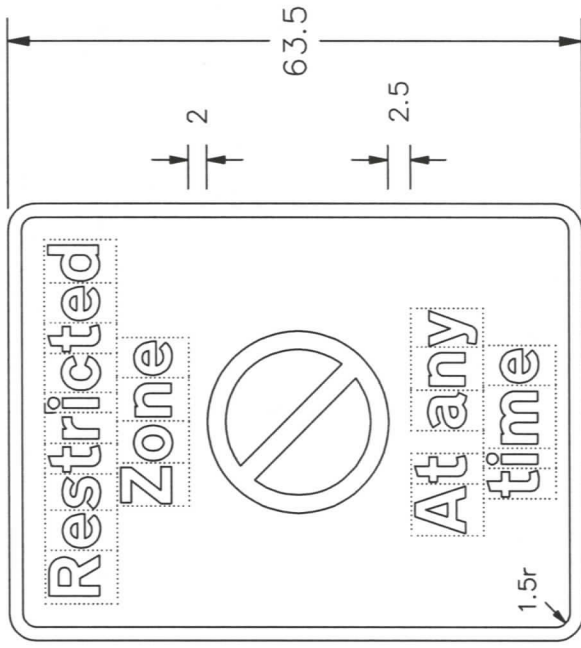
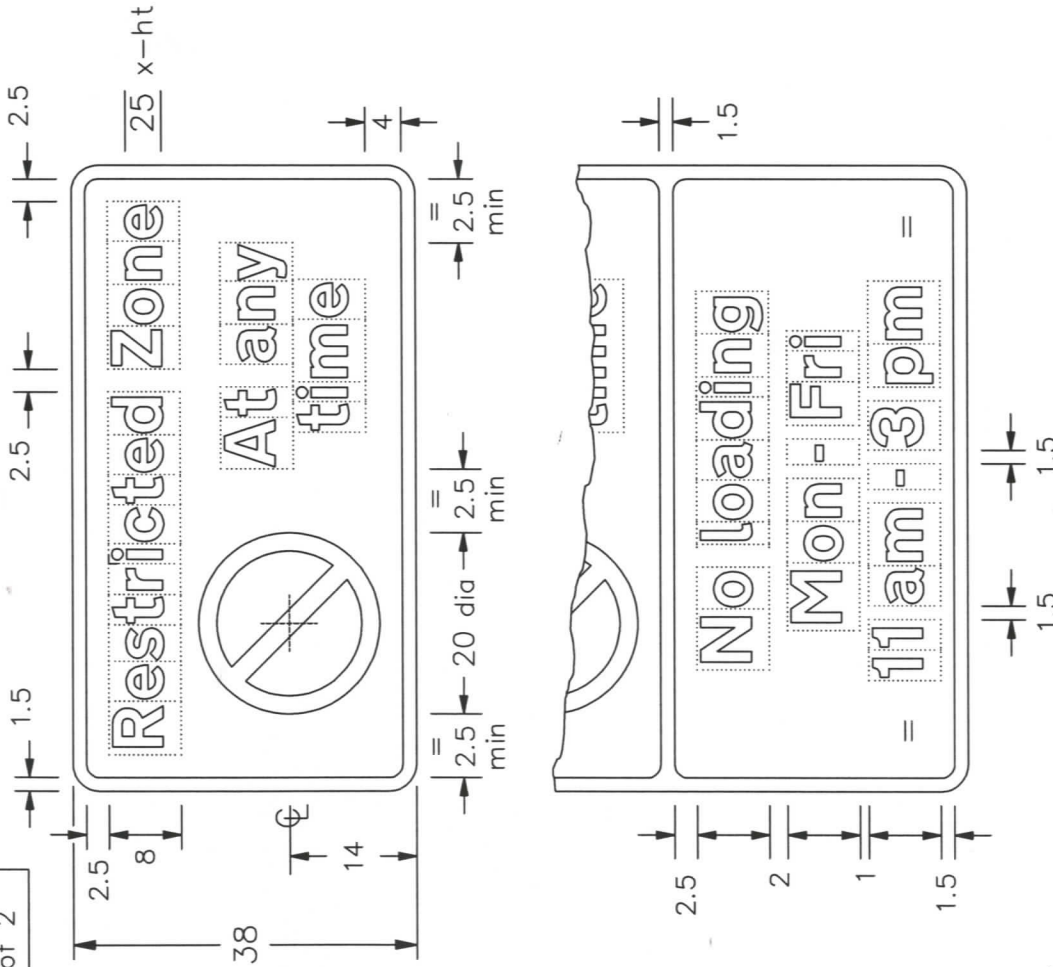
2. The dimensions of the roundel are proportional to those
shown on drawing P 636.

3. The tile outlines do not form part of the signs.

4. COLOURS : Background (No waiting panel) ---- YELLOW
Background (No loading panel) ---- WHITE
Legends & Borders ----- BLACK
Roundel & Bar ----- RED
Roundel background ----- BLUE

5. DIMENSIONS : x-height is in millimetres, other dimensions
are in stroke widths. (4sw = x-height)

6. See sheet 2 for other variants.



NP637x4-1

Department for
Transport

Title: Regulatory Signs
RESTRICTED ZONE
WAITING and LOADING PROHIBITION

Issue: Date: 31.8.07
A:
B:
C:

Drawn by: L.W.
Approved by: R.M.

Dimensions: SEE NOTE 5

Drawing No. NP 637.4
Sheet 1 of 2

Drawing No.

NP 637.4
Sheet 2 of 2

Related Drawing
P 636

Before using this drawing, confirm
that it has not been superseded.

© CROWN COPYRIGHT

NOTES: 1. The legend is from the Transport Heavy alphabet at the x-height shown.

2. The dimensions of the roundel are proportional to those shown on drawing P 636.

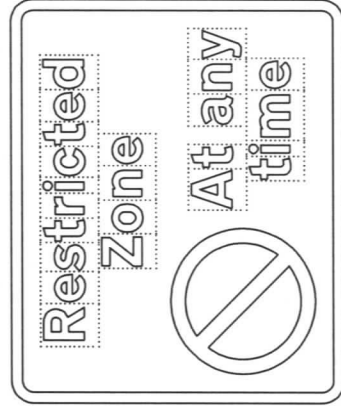
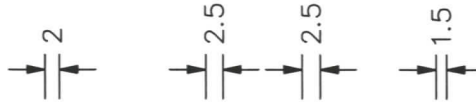
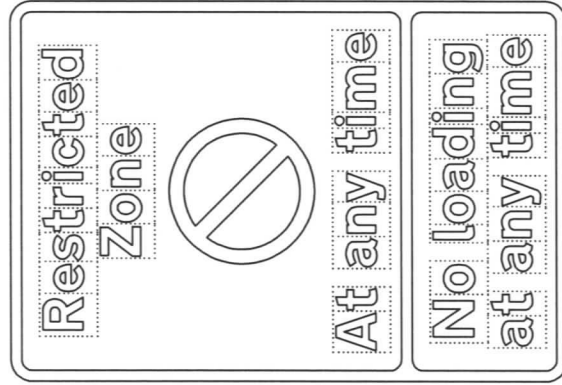

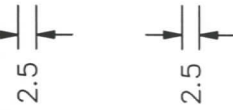
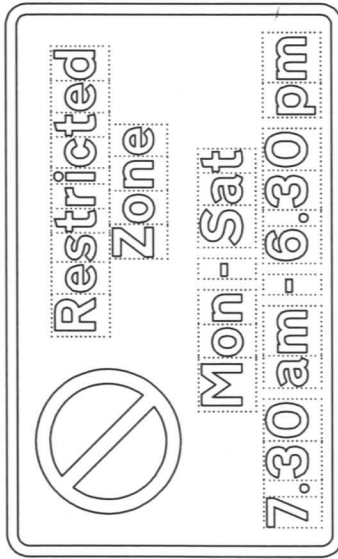
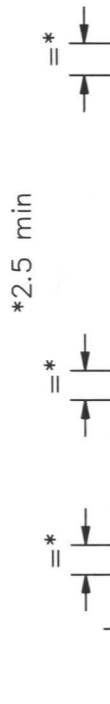
3. The tile outlines do not form part of the signs.

4. COLOURS : Background (No waiting panel) --- YELLOW
Background (No loading panel) --- WHITE
Legends & Borders --- BLACK
Roundel & Bar --- RED
Roundel background --- BLUE

5. DIMENSIONS : x-height is in millimetres, other dimensions are in stroke widths. (4sw = x-height)

6. See section 12 in Chapter 7 of the Traffic Signs Manual for further details of time plate design.

7. See sheet 1 for other dimensions and variants.



NP637x4-2

Department for
Transport

Title: Regulatory Signs
RESTRICTED ZONE
WAITING and LOADING PROHIBITION

Issue: Date: 31.8.07
A:
B:
C:

Drawn by: L.W.
Approved by: R.M.

Dimensions: SEE NOTE 5

Drawing No. NP 637.4
Sheet 2 of 2