



GT50/144/0005

**ROAD TRAFFIC REGULATION ACT 1984 – SECTIONS 64 AND 65
AUTHORISATION OF TRAFFIC SIGNS AND SPECIAL DIRECTIONS**

The Secretary of State for Transport, in exercise of his powers under Sections 64 and 65 of the Road Traffic Regulation Act 1984 and of all other powers enabling him in that behalf, for the purpose of informing road users of a Restricted Zone in The Pightle, Haverhill, Suffolk, hereby:-

1. authorises the erection at or within 5 metres of the sites marked with a red cross on the attached plan numbered GT50/144/0005-1 of a traffic sign (hereinafter referred to as “the authorised sign A”) conforming as to size, colour and character with that shown on the attached drawing numbered NP663.2 save that the legend ‘At any time’ may be placed in the lower panel; and
2. authorises the erection at or within 5 metres of the sites marked with an orange cross on the said plan of a traffic sign (hereinafter referred to as “the authorised sign B”) conforming as to size, colour and character with that shown on the attached drawing numbered NP637.4, save that the reference to the time of day or the day of the week may be varied or omitted; and
3. authorises the erection at or within 5 metres of the sites marked with a blue cross on the said plan of a traffic sign (hereinafter referred to as “the authorised sign C”) conforming as to size, colour and character with that shown on the attached drawing numbered NP664.1; and
4. directs, that it is a condition of this authorisation that the authorised signs A, B and C shall only be placed to indicate the effect of a corresponding Traffic Regulation Order; and



GT50/144/0005

5. directs, without prejudice to any statutory provision to the like effect, that it is a condition of this authorisation that the placing of the authorised signs A, B and C at or near the said sites shall continue to have effect only until such day as may be appointed by one month's notice given by the Secretary of State in writing to the traffic authority for the removal or alteration of the authorised signs A, B and C and on that day the said authorisation shall, without prejudice to the giving of any further authorisation or direction, cease to have effect.



The provisions of Regulations 12, 18 and 19 of the Traffic Signs Regulations 2002 (Part I of SI 2002/3113, "the 2002 Regulations") shall apply to the authorised sign A in the same manner as they apply to the sign to diagram 663 in Schedule 2 to those Regulations.

The provisions of Regulations 12, 18 and 19 of the 2002 Regulations shall apply to the authorised sign B in the same manner as they apply to the sign to diagram 637.2 in Schedule 2 to those Regulations.

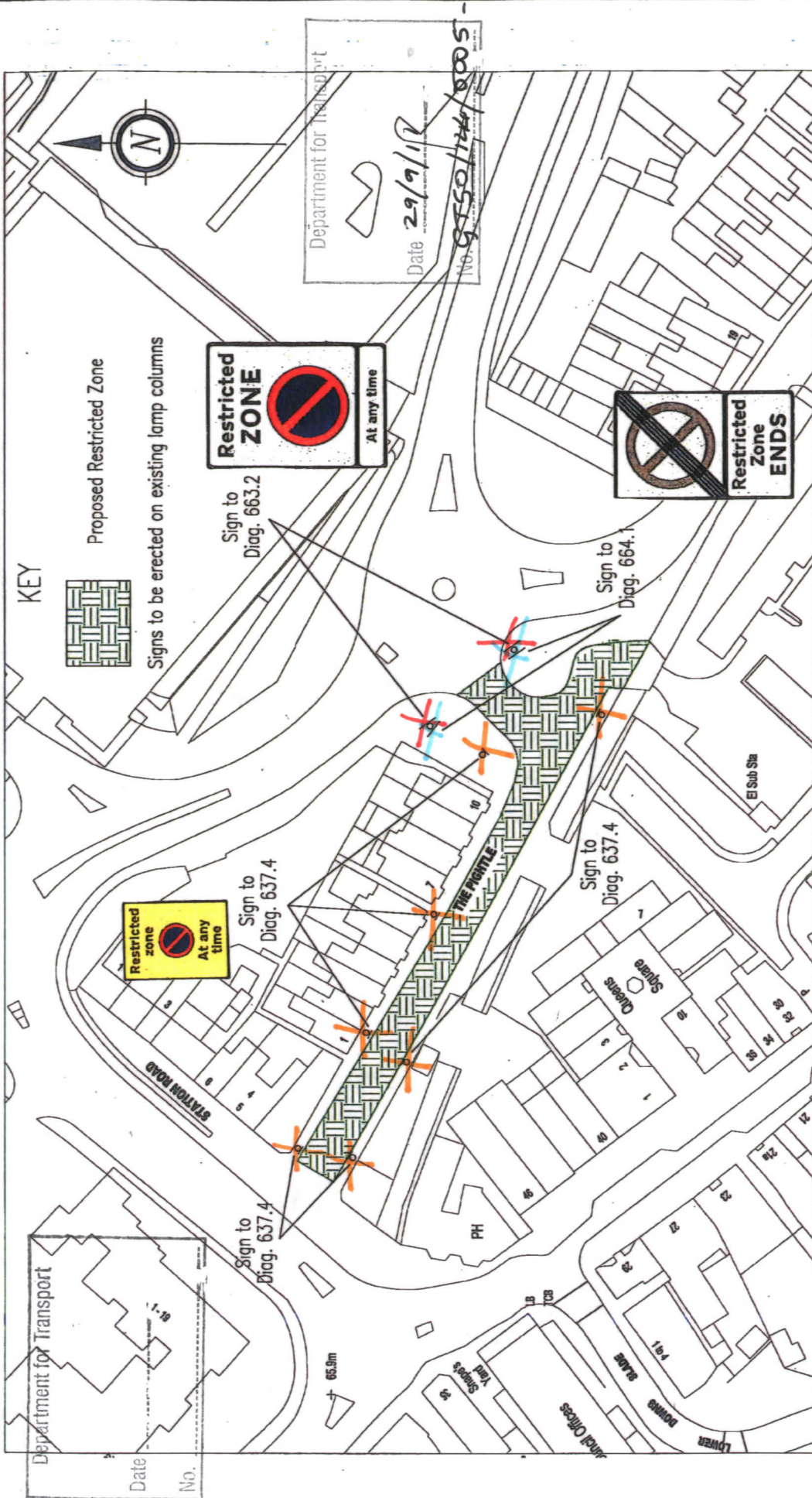
The provisions of Regulations 12, 18 and 19 of the 2002 Regulations shall apply to the authorised sign C in the same manner as they apply to the sign to diagram 664 in Schedule 2 to those Regulations.

Dated *30 September* 2011

Signed by authority of the Secretary of State



A Delegated Official of the Department for Transport



THIS MAP IS BASED UPON ORDNANCE SURVEY MATERIAL WITH THE PERMISSION OF ORDNANCE SURVEY ON BEHALF OF THE CONTROLLER OF HER MAJESTY'S STATIONERY OFFICE © CROWN COPYRIGHT. UNAUTHORISED REPRODUCTION INFRINGES CROWN COPYRIGHT AND MAY LEAD TO PROSECUTION OR CIVIL PROCEEDINGS. SUFFOLK COUNTY COUNCIL - LICENCE NO. 100023395, 2010.



Lucy Robinson, Director of Economy, Skills & Environment
Endeavour House, 8 Russell Road, Ipswich, Suffolk, IP1 2BX.

REVISION(S)		PROJECT TITLE	Proposed Restricted Zone
REF.	DATE	DESIGNER	The Pightle Haverhill
		DATE	24-NOV-2010
		DRAWING NUMBER	02060-RES_ZONE1
		REVISION	0
		ORIGINATOR	PRELIM
		CHECKER	PRELIM
		DESIGNER	PRELIM
		REVIEWER	PRELIM
		SCALE(S)	ORIGINAL SIZE A4
		N.T.S.	
		DRAWING TITLE	DRGTITLE

Before using this drawing, confirm that it has not been superseded.

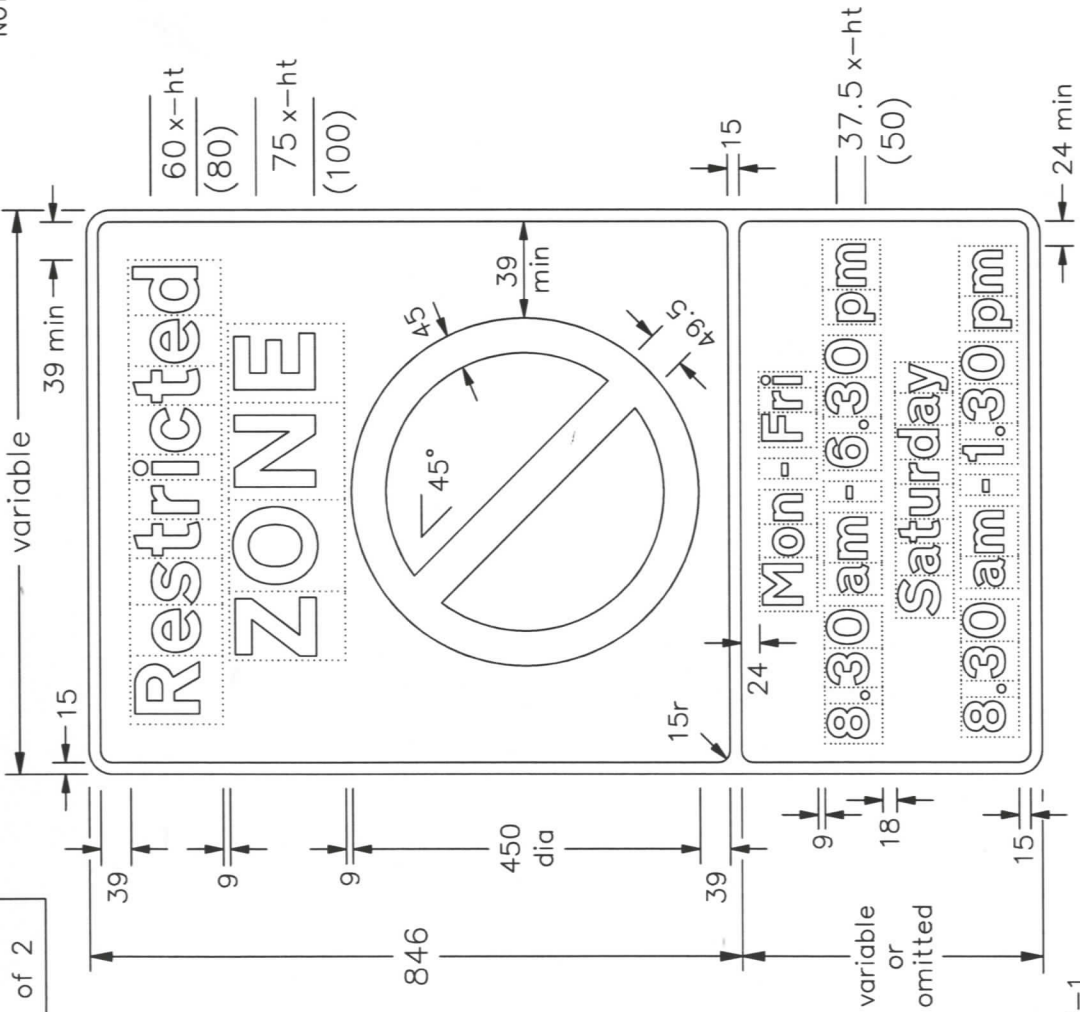
NOTES: 1. The legend is from the Transport Heavy Alphabet at the x-heights shown.

2. The tile outlines do not form part of the signs.

3. COLOURS : Background ----- WHITE
 Legend & Borders ----- BLACK
 Roundel & Bar ----- RED
 Roundel Background ----- BLUE

4. DIMENSIONS : All dimensions are based on the smaller x-heights and shall be varied proportionally for the larger sign size.

5. See sheet 2 for 'No loading' and other variants. See section 12 in Chapter 7 of the Traffic Signs Manual for further details of time plate design.



NP663x2-1

<p>Department for Transport</p>	<p>Title: Regulatory Signs ENTRANCE TO RESTRICTED PARKING ZONE</p>	<p>Issue: Date: 31.8.07 A: B: C:</p>	<p>Drawn by: L.W. Approved by: R.M.</p>	<p>Dimensions: MILLIMETRES</p>	<p>Drawing No. NP 663.2 Sheet 1 of 2</p>
--	--	--	---	--------------------------------	--

Drawing No.

NP 663.2

Sheet 2 of 2

Before using this drawing, confirm that it has not been superseded.

© CROWN COPYRIGHT

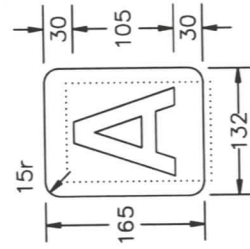
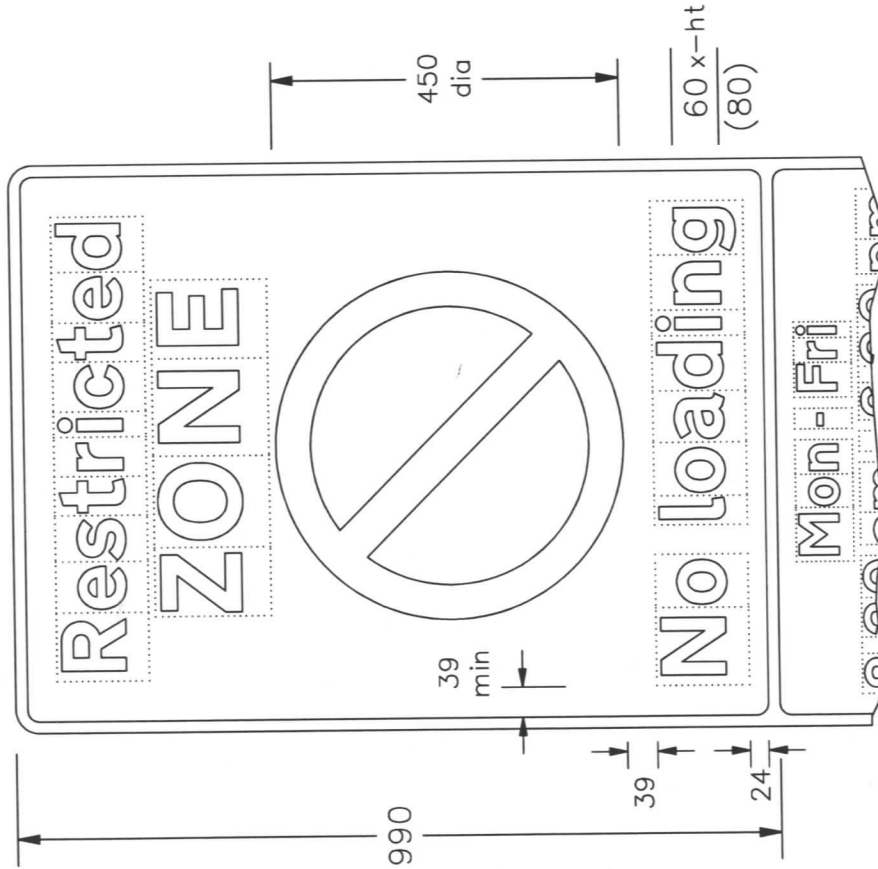
NOTES: 1. The legend is from the Transport Heavy Alphabet at the x-heights shown where shown. See sheet 1 for other x-heights.

2. The tile outlines do not form part of the signs.

3. COLOURS : Background ----- WHITE
Legend & Borders ----- BLACK
Roundel & Bar ----- RED
Roundel Background ----- BLUE

4. DIMENSIONS : All dimensions are based on the smaller x-heights and shall be varied proportionally for the larger sign size.

5. See sheet 1 for other dimensions.



TYPICAL CODE IDENTIFIER

NOTE: -

The character shown is from the Transport Medium Alphabet. The character and the patch may be varied in size and may be in any contrasting colours.

NP663x2-2

Department for
Transport

Title: Regulatory Signs
ENTRANCE TO RESTRICTED
PARKING ZONE (variants)

Issue: Date: 31.8.07

A:

B:

C:

Drawn by:

L.W.

Approved by:

R.M.

Dimensions:

MILLIMETRES

Drawing No.

NP 663.2

Sheet 2 of 2

Drawing No.

NP 637.4

Sheet 1 of 2

Related Drawing

P 636

Before using this drawing, confirm that it has not been superseded.

© CROWN COPYRIGHT

NOTES: 1. The legend is from the Transport Heavy Alphabet at the x-height shown.

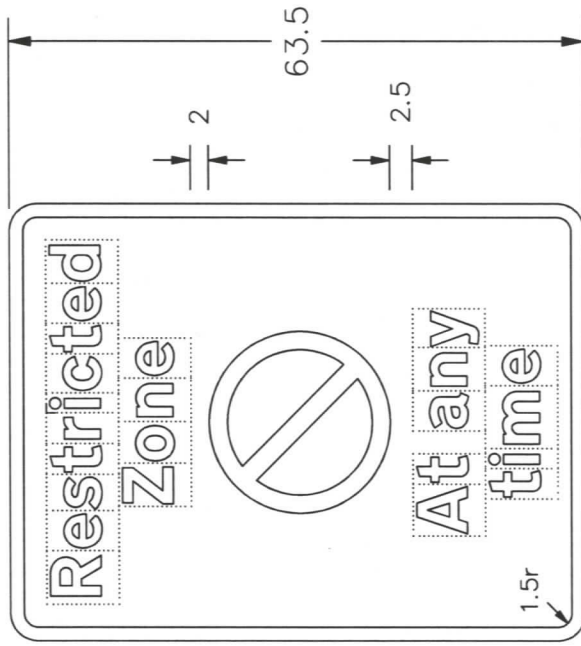
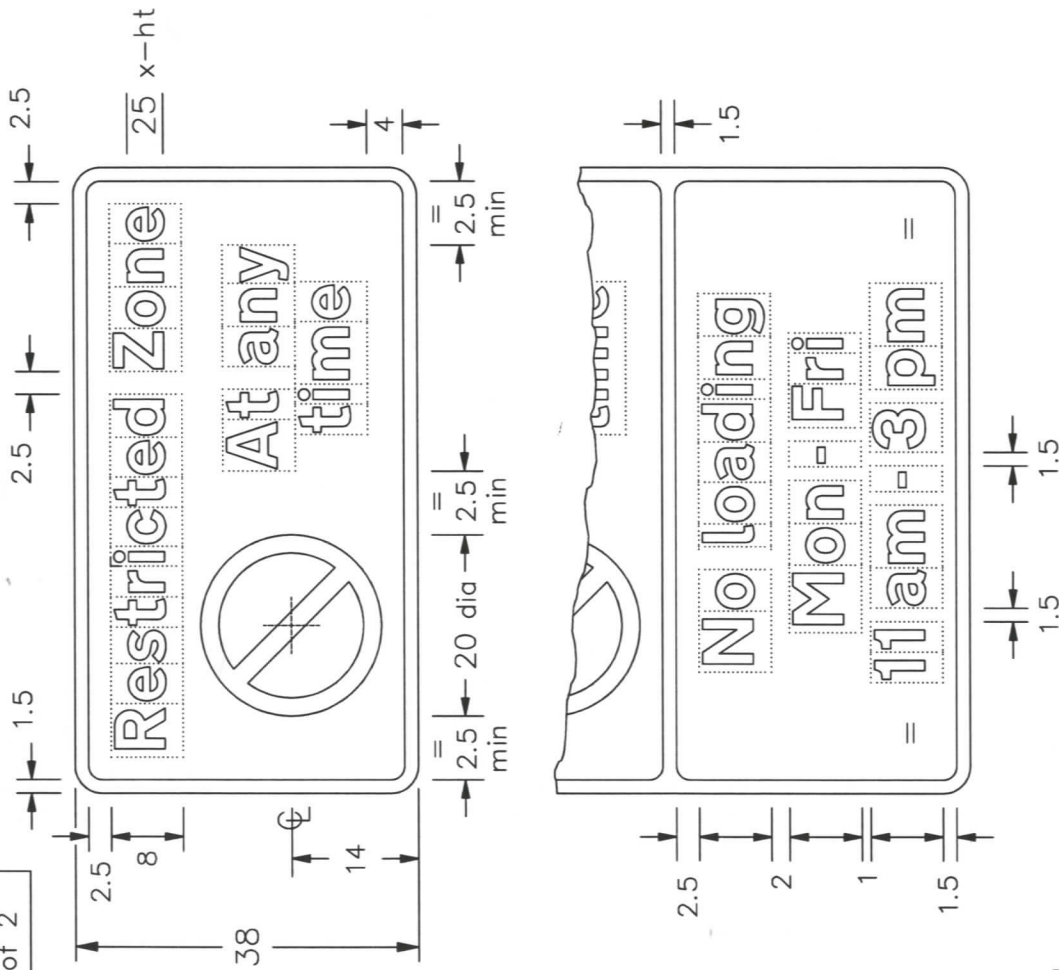
2. The dimensions of the roundel are proportional to those shown on drawing P 636.

3. The tile outlines do not form part of the signs.

4. COLOURS : Background (No waiting panel) --- YELLOW
Background (No loading panel) --- WHITE
Legends & Borders --- BLACK
Roundel & Bar --- RED
Roundel background --- BLUE

5. DIMENSIONS : x-height is in millimetres, other dimensions are in stroke widths. (4sw = x-height)

6. See sheet 2 for other variants.



NP637x4-1

Department for
Transport

Title:

Regulatory Signs
RESTRICTED ZONE
WAITING and LOADING PROHIBITION

Issue: Date: 31.8.07
A:
B:
C:

Drawn by: L.W.
Approved by: R.M.

Dimensions: SEE NOTE 5

Drawing No.

NP 637.4

Sheet 1 of 2

Drawing No.

NP 637.4

Sheet 2 of 2

Related Drawing

P 636

Before using this drawing, confirm that it has not been superseded.

© CROWN COPYRIGHT

NOTES: 1. The legend is from the Transport Heavy Alphabet at the x-height shown.

2. The dimensions of the roundel are proportional to those shown on drawing P 636.

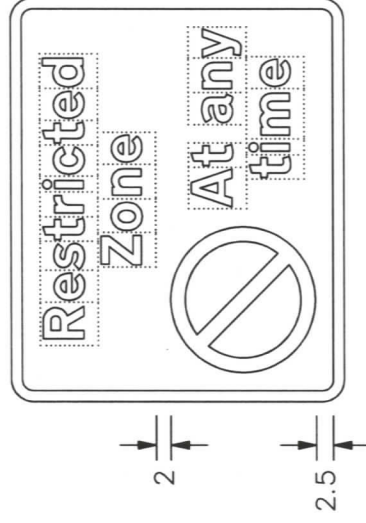
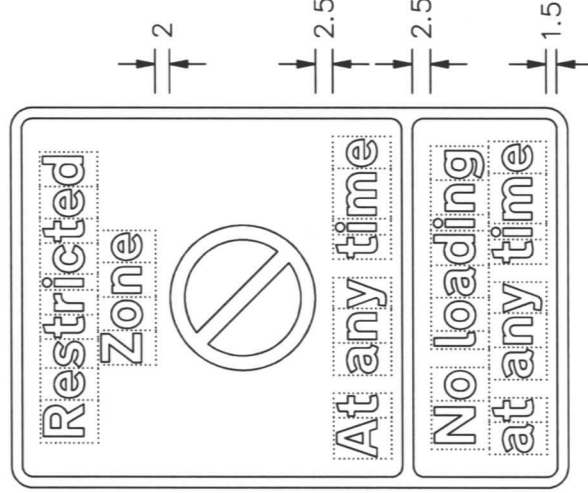
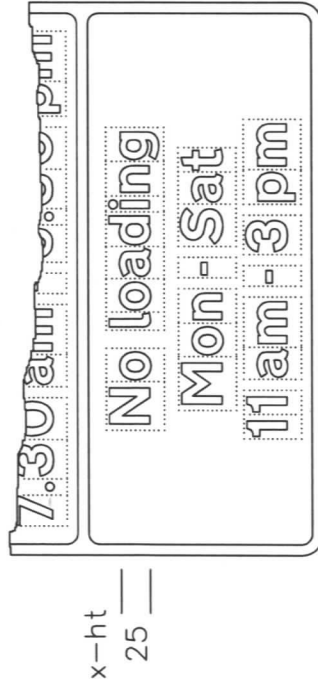
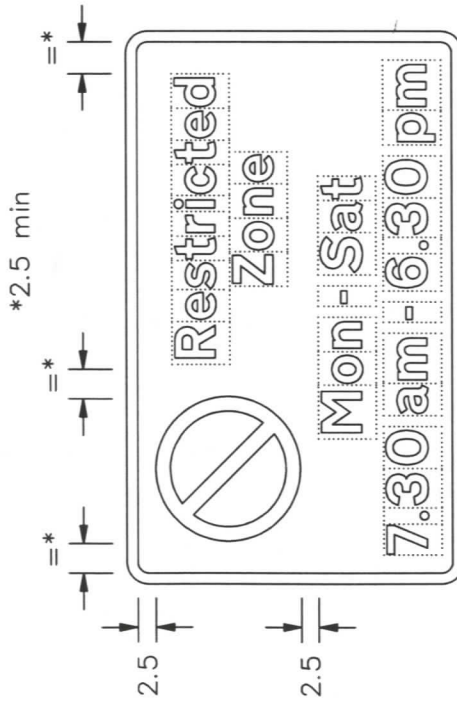
3. The tile outlines do not form part of the signs.

4. COLOURS : Background (No waiting panel) --- YELLOW
Background (No loading panel) --- WHITE
Legends & Borders ----- BLACK
Roundel & Bar ----- RED
Roundel background ----- BLUE

5. DIMENSIONS : x-height is in millimetres, other dimensions are in stroke widths. (4sw = x-height)

6. See section 12 in Chapter 7 of the Traffic Signs Manual for further details of time plate design.

7. See sheet 1 for other dimensions and variants.



NP637x4-2

Department for
Transport

Title: Regulatory Signs
RESTRICTED ZONE
WAITING and LOADING PROHIBITION

Issue: Date: 31.8.07
A:
B:
C:

Drawn by: L.W.
Approved by: R.M.

Dimensions: SEE NOTE 5

Drawing No. NP 637.4
Sheet 2 of 2

Drawing No.

NP 664.1

Related Drawing

P 636

Before using this drawing, confirm that it has not been superseded.

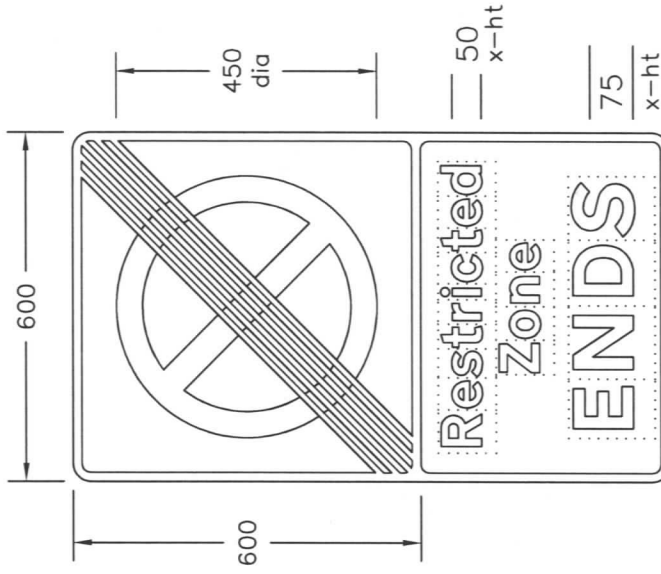
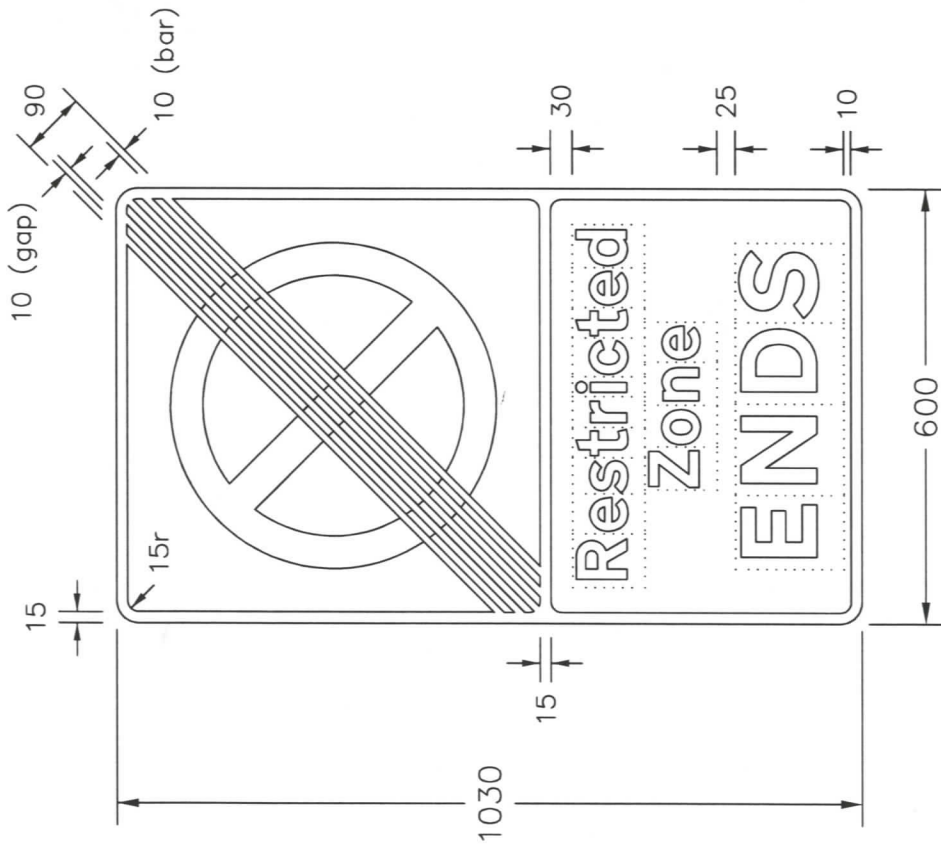
© CROWN COPYRIGHT

NOTES: - 1. The legends are from the Transport Heavy alphabet at the x-heights shown.

2. The roundel dimensions are proportional to those shown on drawing P 636.

3. The tile outlines do not form part of the signs.

4. COLOURS : Backgrounds ----- WHITE
Legends, Borders & Diagonal Bars ----- BLACK
Roundels & Symbols ----- GREY



NP664x1

Department for
Transport

Title: Regulatory Signs

RESTRICTED ZONE ENDS

Issue: Date:
A: 14.12.06
B:
C:

Drawn by:
L.W.
Approved by:
R.M.

Dimensions:
MILLIMETRES

Drawing No.

NP 664.1