



GT50/065/0008

**ROAD TRAFFIC REGULATION ACT 1984 – SECTIONS 64 AND 65  
AUTHORISATION OF TRAFFIC SIGNS AND SPECIAL DIRECTIONS**

The Secretary of State for Transport, in exercise of his powers under Sections 64 and 65 of the Road Traffic Regulation Act 1984, and of all other powers enabling him in that behalf, for the purpose of informing road users of contra-flow cycling in Elmwood Lane, Leeds, hereby:-

1. authorises the erection at or within 5 metres of the sites marked with a red cross on the attached plan numbered GT50/065/0008-1 of a traffic sign (hereinafter referred to as “the authorised sign”) conforming as to size, colour and character with that shown on the attached drawing numbered NP 960.2; and
2. directs that, notwithstanding the provisions of Direction 21 of the Traffic Signs General Directions 2002 (Part II of SI 2002/3113, “the 2002 Directions”), a sign to diagram 616 in Schedule 2 to the Traffic Signs Regulations 2002 (Part I of SI 2002/3113, “the 2002 Regulations”) may be used in combination with a plate to diagram 954.4 in Schedule 5 to those Regulations, at or within 5 metres of the sites shown with a blue cross on the said plan; and
3. directs that, notwithstanding the provisions of Direction 18 of the 2002 Directions, the authorised sign may be used in conjunction with the road marking to diagram 1057 in Schedule 6 to the 2002 Regulations; and
4. directs that it is a condition of this authorisation that the authorised sign may be placed only to indicate the effect of a corresponding Traffic Regulation Order; and




GT50/065/0008

5. directs, without prejudice to any statutory provision to the like effect, that it is a condition of this authorisation that the erection of the authorised sign at or near the said sites shall continue to have effect only until such day as may be appointed by one month's notice given by the Secretary of State in writing to the traffic authority for the removal or alteration of the authorised sign and on that day the said authorisation shall, without prejudice to the giving of any further authorisation or direction, cease to have effect.

The provisions of Regulations 12, 18 and 19 of the 2002 Regulations shall apply to the authorised sign in the same manner as they apply to the sign to diagram 960.1 in Schedule 5 to those Regulations.

Dated 4 October 2011

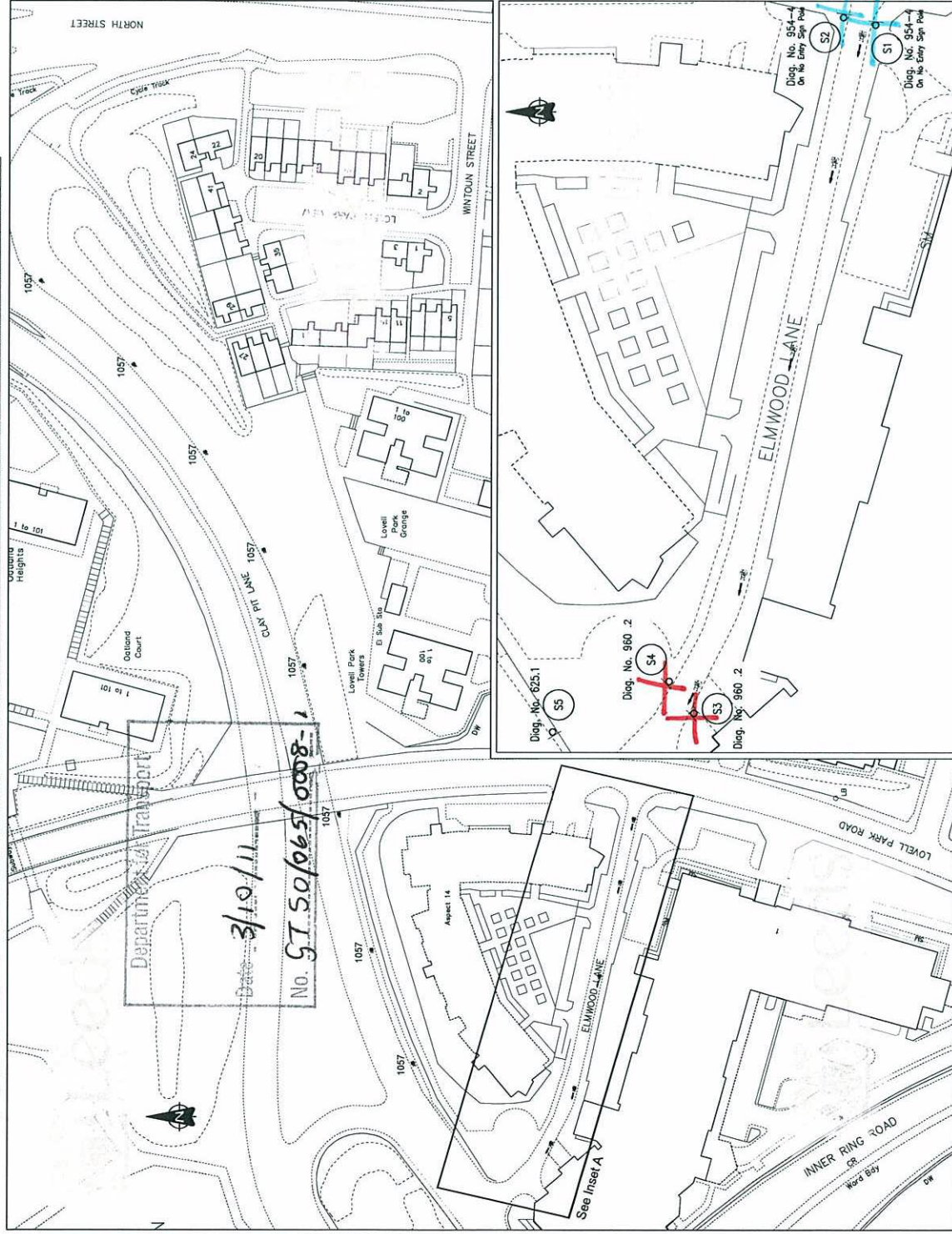
Signed by authority of the Secretary of State



A Delegated Official of the Department for Transport







Plan 1:1000

Inset A 1:500

ELMWOOD LANE/CLAY PIT LANE

CYCLE AMENDMENTS – GENERAL ARRANGEMENT

# KEY



S1 & S2  
(To be attached  
underneath existing  
No Entry signs)

Sign Ref. No.	1057
Letter colour	WHITE
Background	GREEN
Border	WHITE
Material	Class RAZ (12899-1/2007)
Area	0.12sqm



S3 & S4  
(On new 76mmØ  
post, 2.3m height  
clearance)

Sign Ref. No.	1057
Letter colour	WHITE
Background	WHITE
Border	WHITE
Material	Class RAZ (12899-1/2007)
Area	0.12sqm



S5  
(On new 76mmØ  
post, 2.3m height  
clearance)

Sign Reference	475-1
Height	600mm
Width	600mm
Material	Class RAZ (12899-1/2007)
Area	0.36sqm



New/Existing sign

Cycle Road Arrow -  
Diagram 1059a.2  
(1000x250mm)

Cycle road marking  
- Diagram 1057  
(1215x750mm)

1057

DRAWING NUMBER:



HIGHWAYS AND TRANSPORTATION

HDC/299272/MISC/12

DATE: July 2011

SCALE

1:500/1000

INITIALS	DATE
NO	7/11
NO	7/11
NO	7/11
NO	7/11
NO	7/11
NO	7/11
NO	7/11
NO	7/11

ORIGINAL  
SHEET SIZE

A2

© CROWN COPYRIGHT. This drawing must NOT be reproduced.

NOTES:— 1. Details of the cycle symbol are on dwg. S 24.

2. The outline of the tile does not form part of the sign.

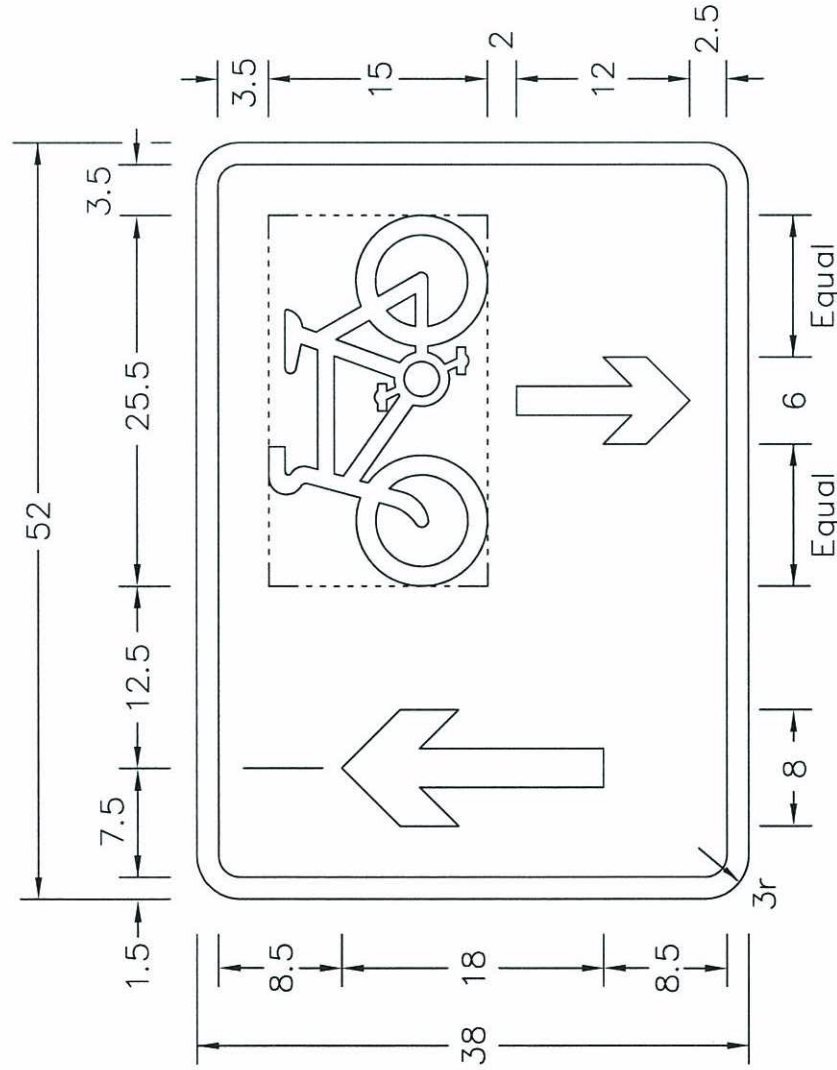
3. COLOURS: – BS.873: Part 6

Symbol, Border  
and Arrows ---- WHITE

Background ---- BLUE

4. Dimensions are shown in stroke widths (one quarter of notional x-heights). The Table of Sign Sizes shows the actual sign sizes in millimetres.

TABLE OF SIGN SIZES (mm)	
Stroke Widths	12.5 15
Width of Sign	650 780
Height of Sign	475 570



Before using this drawing, confirm that it has not been superseded.

NP960x2



Title: \_\_\_\_\_  
Regulatory Sign

# CONTRA-FLOW CYCLES

Issue:	Date:
A:	5.12.95
B:	
C:	

Drawn by :  
R.M.

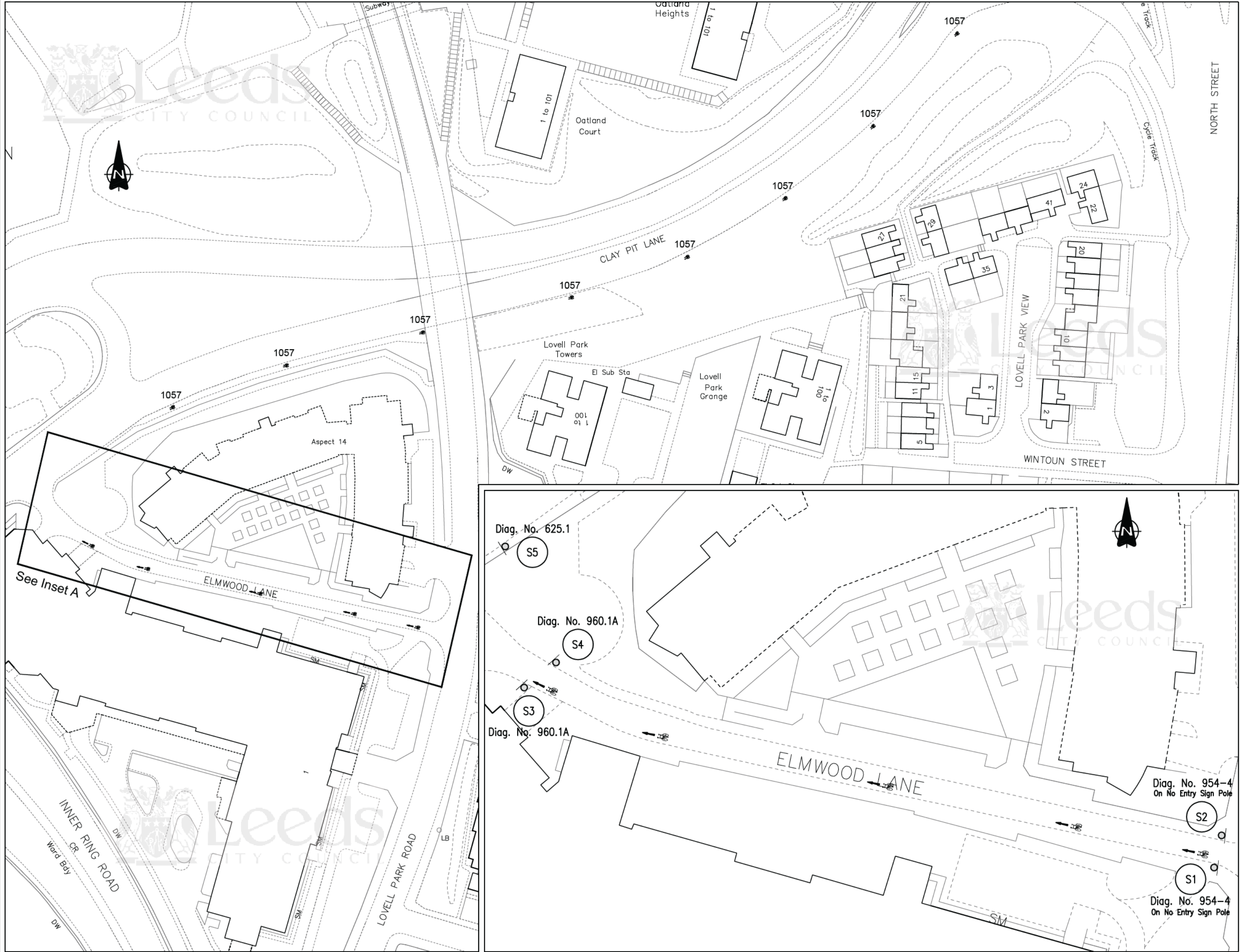
Approved by :  
R.M.

SEE  
NOTE 4

Drawing No.

NP 960.2





Plan 1:1000

Inset A 1:500

ELMWOOD LANE/CLAY PIT LANE

CYCLE AMENDMENTS – GENERAL ARRANGEMENT

DRAWN BY		SCALE
INITIALS	DATE	
RD	7/11	
AutoCAD BY		
INITIALS	DATE	1:500/1000
SG	7/11	
CHECKED BY		ORIGINAL SHEET SIZE A2
INITIALS	DATE	
RD	7/11	



**Leeds**  
CITY COUNCIL  
HIGHWAYS AND TRANSPORTATION

DRAWING NUMBER:
HDC/299272/MISC/12
DATE: July 2011

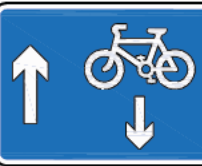
KEY

S1 & S2  
(To be attached underneath existing No Entry signs)



Scheme Ref.	xx	x-height	50.0
Sign Ref.	954-4	SIGN FACE	
Letter colour	WHITE	Width	435mm
Background	GREEN	Height	290mm
Border	WHITE	Area	0.12sq.m
Material	Class RA2 (12899-1:2007)		

S3 & S4  
(On new 76mmØ post, 2.3m height clearance)



Scheme Ref.		x-height	50.0
Sign Ref.	960-2	SIGN FACE	
Letter colour	WHITE	Width	650mm
Background	BLUE	Height	475mm
Border	WHITE	Area	0.31sq.m
Material	Class RA2 (12899-1:2007)		

S5  
(On new 76mmØ post, 2.3m height clearance)



Sign Reference	625-1
Height	600mm
Width	600mm
Area *	0.28sq.m
Material	Class RA2 (12899-1:2007)
Mount Height	2300
* Area reduced for rounded corners.	

New/Existing sign



Cycle Road Arrow -  
Diagram 1059a.2  
(1000x250mm)



Cycle road marking  
- Diagram 1057  
(1215x750mm)



1057