



GT50/121/0004

**ROAD TRAFFIC REGULATION ACT 1984 – SECTIONS 64 AND 65
AUTHORISATION OF TRAFFIC SIGNS AND SPECIAL DIRECTIONS**

The Secretary of State for Transport, in exercise of his powers under Sections 64 and 65 of the Road Traffic Regulation Act 1984, and of all other powers enabling him in that behalf, for the purpose of controlling traffic flow at the junction of the A1139 and Fletton Parkway, Peterborough, hereby:-

1. authorises the erection at or within 2 metres of the sites marked with a blue cross in the attached set of plans numbered GT50/121/0004-1 of a light signal (hereinafter referred to as "the authorised light signal") conforming as to size, colour and character with the light signal to diagram 3000 in Schedule 8 to the Traffic Signs Regulations 2002 (Part I of SI 2002/3113, "the 2002 Regulations"), save that the height from the footway to the centre of the amber signal shall be 5.65 metres; and
2. directs that the authorised light signal may only be placed at the said site if the apparatus (including the content of all instructions stored in it) used in connection with it is of a type which has been approved by the Secretary of State as appropriate to the site and application; and
3. directs, without prejudice to any statutory provision to the like effect, that it is a condition of this authorisation that the erection of the authorised light signal at or near the said site shall continue to have effect only until such day as may be appointed by one month's notice given by the Secretary of State in writing to the traffic authority for the removal or alteration of the authorised light signal and on that day the said authorisation shall, without prejudice to the giving of any further authorisation or direction, cease to have effect.




GT50/121/0004

The provisions of Regulations 12 and 33 of the 2002 Regulations shall apply to the authorised light signal in the same manner as they apply to the light signal to diagram 3000 in Schedule 8 to those Regulations.

Dated 5 October 2011

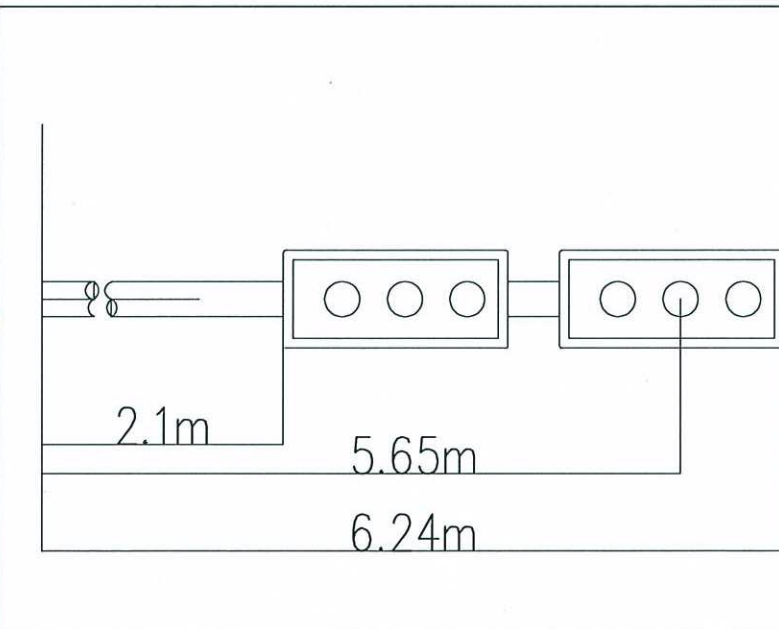
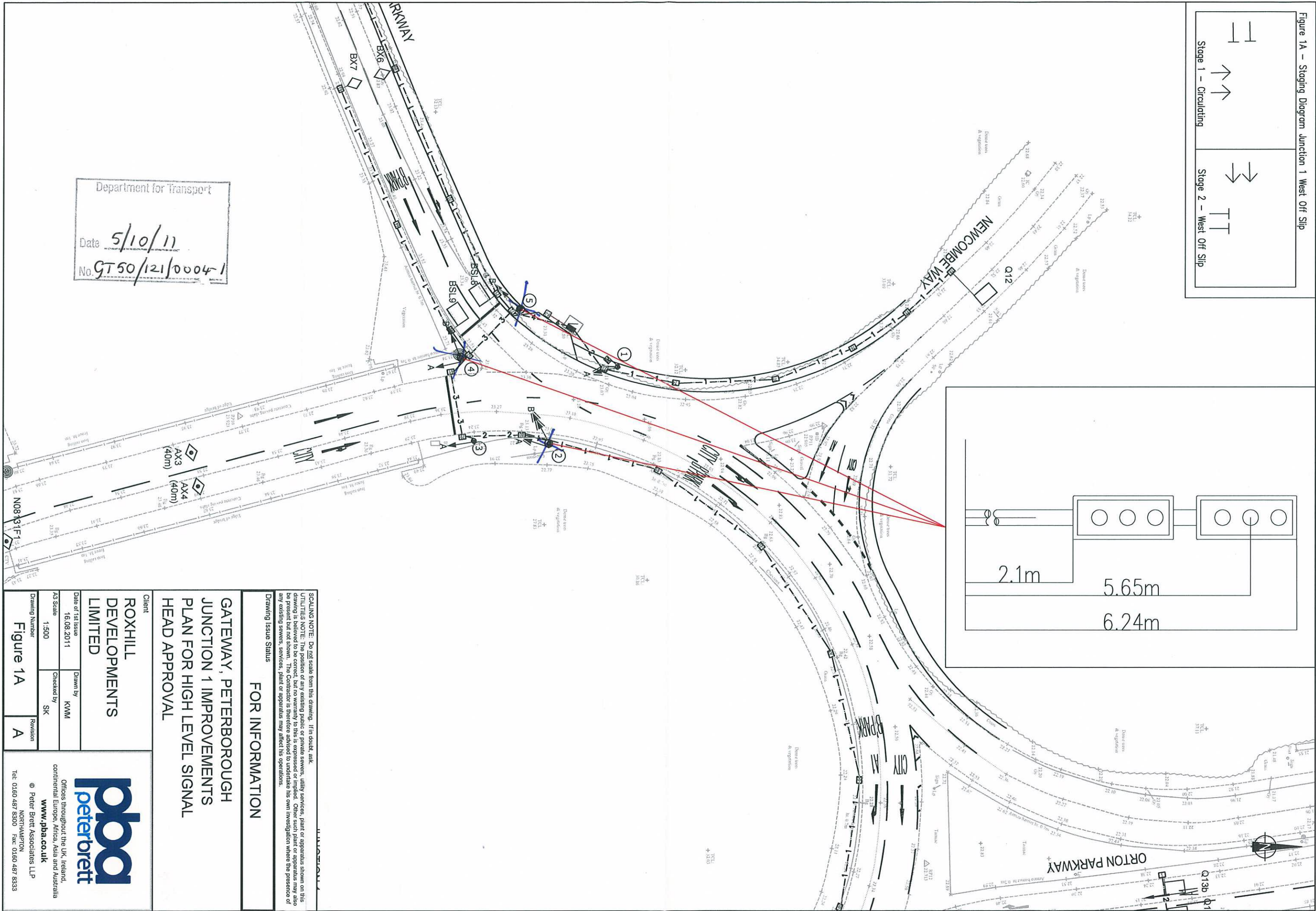
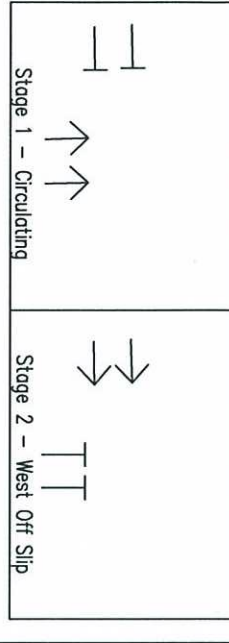
Signed by authority of the Secretary of State



A Delegated Official of the Department for Transport



Figure 1A – Staging Diagram Junction 1 West Off Slip



SCALING NOTE: Do not scale from this drawing. If in doubt, ask.

UTILITIES NOTE: The position of any existing public or private sewers, utility services, plant or apparatus shown on this drawing is believed to be correct, but no warranty to this is expressed or implied. Other such plant or apparatus may also be present but not shown. The Contractor is therefore advised to undertake his own investigation where the presence of any existing sewers, services, plant or apparatus may affect his operations.

Drawing Issue Status

FOR INFORMATION

GATEWAY, PETERBOROUGH JUNCTION 1 IMPROVEMENTS PLAN FOR HIGH LEVEL SIGNAL HEAD APPROVAL

Client

ROXHILL DEVELOPMENTS LIMITED

Date of 1st Issue 16.08.2011

Drawn by KWM

AS Scale 1:500

Checked by SK

Drawing Number Figure 1A

Revision A

peterbrett

Offices throughout the UK, Ireland, continental Europe, Africa, Asia and Australia

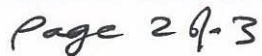
www.pba.co.uk

© Peter Brett Associates LLP

NORTHAMPTON

Tel: 0160 487 8300 Fax: 0160 487 8333

<p>Stage 1 – Circulating</p>	<p>Stage 2 – East Off Slip</p>
------------------------------	--------------------------------



Drawing Issue Status

FOR INFORMATION

GATEWAY, PETERBOROUGH JUNCTION 1 IMPROVEMENTS PLAN FOR HIGH LEVEL SIGNAL HEAD APPROVAL

Client
**ROXHILL
DEVELOPMENTS
LIMITED**

Date of 1st Issue	16.08.2011		Drawn by	KMM
A3 Scale	1:500	Checked by	SK	
Drawing Number	Figure 1B		Revision	A

peterbrett
 Offices throughout the UK, Ireland,
 continental Europe, Africa, Asia and Australia
www.pba.co.uk
 © Peter Brett Associates LLP
 NORTHAMPTON
 Tel: 01650 487 8300 Fax: 01650 487 8333

Figure 1A

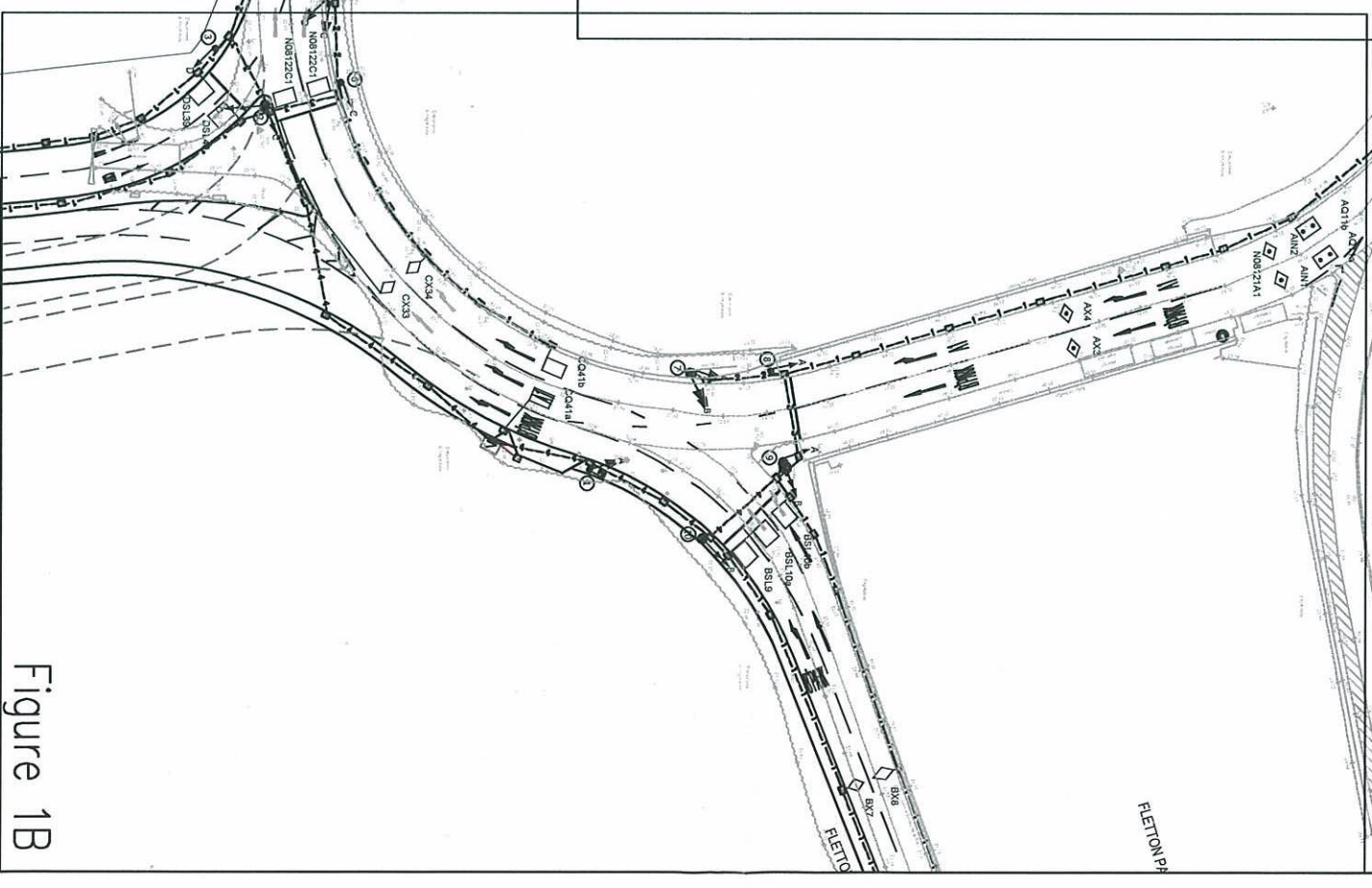
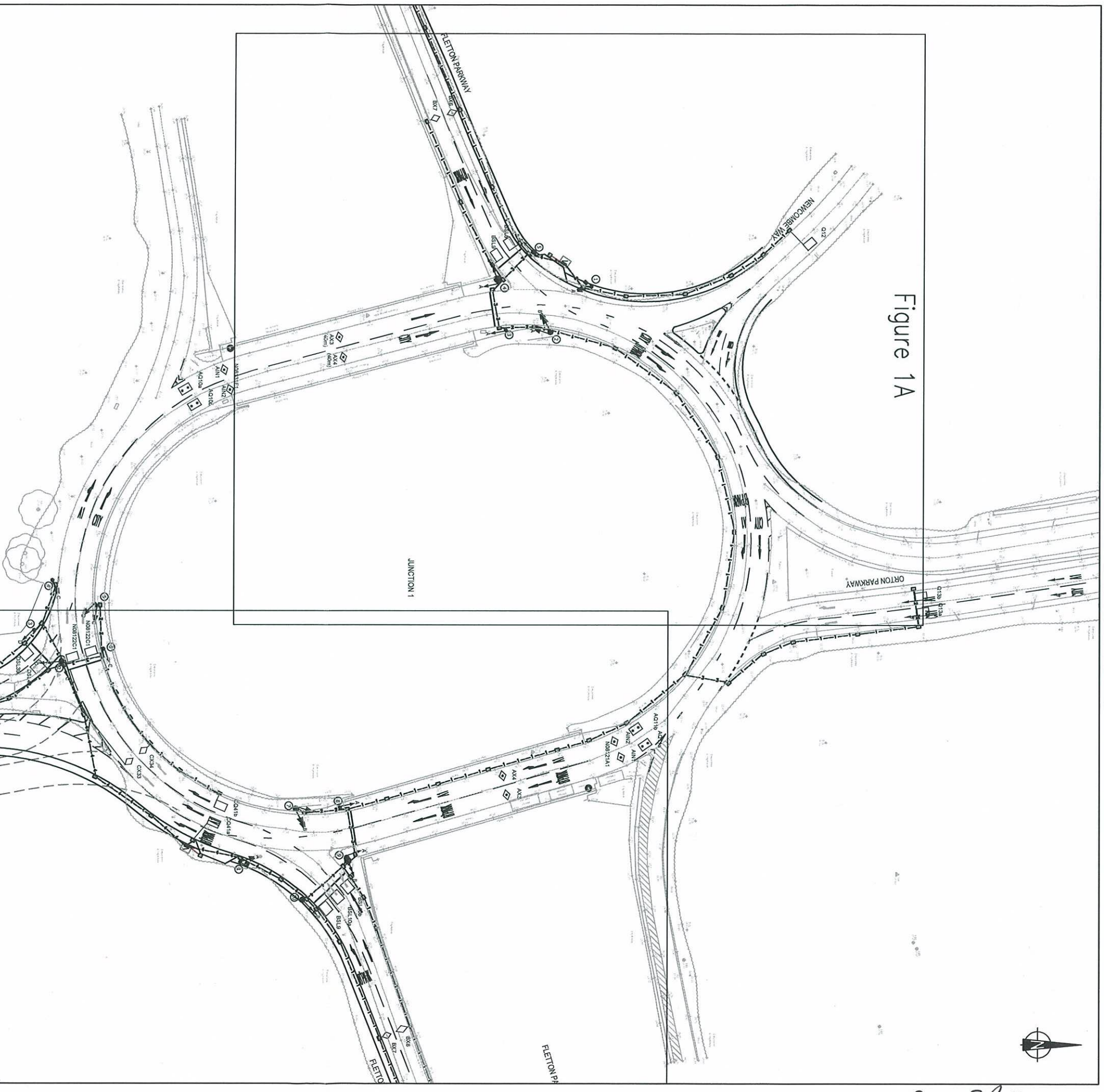


Figure 1B

SCALING NOTE: Do not scale from this drawing. If in doubt, ask.
 UTILITIES NOTE: The position of any existing public or private sewers, utility services, plant or apparatus shown on this drawing is believed to be correct, but no warranty to this is expressed or implied. Other such plant or apparatus may also be present but not shown. The Contractor is therefore advised to undertake his own investigation where the presence of any existing sewers, services, plant or apparatus may affect his operations.

Drawing Issue Status

FOR INFORMATION

GATEWAY, PETERBOROUGH
 JUNCTION 1 IMPROVEMENTS
 OVERVIEW PLAN FOR HIGH LEVEL
 SIGNAL HEAD APPROVAL

Client

ROXHILL
 DEVELOPMENTS
 LIMITED

Date of 1st Issue

16.08.2011

Drawn by

KWM

A3 Scale

Checked by

SK

Drawing Number

Figure 1

Revision

A

pba
 peterbrett

Offices throughout the UK, Ireland,
 continental Europe, Africa, Asia and Australia

www.pba.co.uk

© Peter Brett Associates LLP

NORTHAMPTON
 Tel: 0160 487 8300 Fax: 0160 487 8333