



GT50/050/0014

ROAD TRAFFIC REGULATION ACT 1984 – SECTIONS 64 AND 65
AUTHORISATION OF TRAFFIC SIGNS AND SPECIAL DIRECTIONS

The Secretary of State for Transport, in exercise of her powers under Sections 64 and 65 of the Road Traffic Regulation Act 1984, and of all other powers enabling her in that behalf, for the purpose of informing road users of the conditions of a bus lane on Portland Street, Fareham, Hampshire, hereby:-

1. authorises the erection at or within 5 metres of the site indicated schematically on the attached plan numbered GT50/050/0014-1 of a traffic sign (hereinafter referred to as "the authorised sign A") conforming as to size, colour and character with that shown on the attached drawing numbered NP 958.10; and
2. authorises the erection at or within 5 metres of the site indicated schematically on the said plan of a traffic sign (hereinafter referred to as "the authorised sign B") conforming as to size, colour and character with that shown on the attached drawing numbered NP 959.8; and
3. authorises the placing at or within 5 metres of the site indicated schematically on the said plan of a traffic sign consisting of a road marking, (hereinafter referred to as "the authorised marking C"), conforming as to size and colour with that shown in diagram 1050 in Schedule 6 to the Traffic Signs Regulations 2002 (Part I of SI 2002/3113, "the 2002 Regulations") and as to character with the "mirrored" road marking shown in the attached drawing numbered GT50/050/0014-2; and



GT50/050/0014

4. directs that, notwithstanding the provisions of Direction 18(3) of the Traffic Signs General Directions 2002 (Part II of SI 2002/3113, "the 2002 Directions"), the authorised sign A may be used with the road marking to diagram 1010 in Schedule 6 to the 2002 Regulations; and
5. directs that, notwithstanding the provisions of Direction 18(3) of the 2002 Directions, the authorised sign B shall be used with the road markings to diagrams 1048 and 1049 in Schedule 6 to the 2002 Regulations; and
6. directs that it is a condition of this authorisation that the authorised signs A and B and the authorised marking C may be placed only to indicate the effect of a corresponding Traffic Regulation Order; and
7. directs, without prejudice to any statutory provision to the like effect, that it is a condition of this authorisation that the erection of the authorised signs A and B and the authorised marking C at or near the said sites shall continue to have effect only until such day as may be appointed by one month's notice given by the Secretary of State in writing to the traffic authority for the removal or alteration of the authorised signs A and B and the authorised marking C and on that day the said authorisation shall, without prejudice to the giving of any further authorisation or direction, cease to have effect.

The provisions of Regulations 12, 18 and 19 of the 2002 Regulations shall apply to the authorised sign A in the same manner as they apply to the sign to diagram 958 in Schedule 5 to those Regulations.




GT50/050/0014

The provisions of Regulations 12, 18 and 19 of the 2002 Regulations shall apply to the authorised sign B in the same manner as they apply to the sign to diagram 959 in Schedule 5 to those Regulations.


The provisions of Regulations 12, 18 and 19 of the 2002 Regulations shall apply to the authorised marking C in the same manner as they apply to the road marking at diagram 1050 in Schedule 6 to the 2002 Regulations.

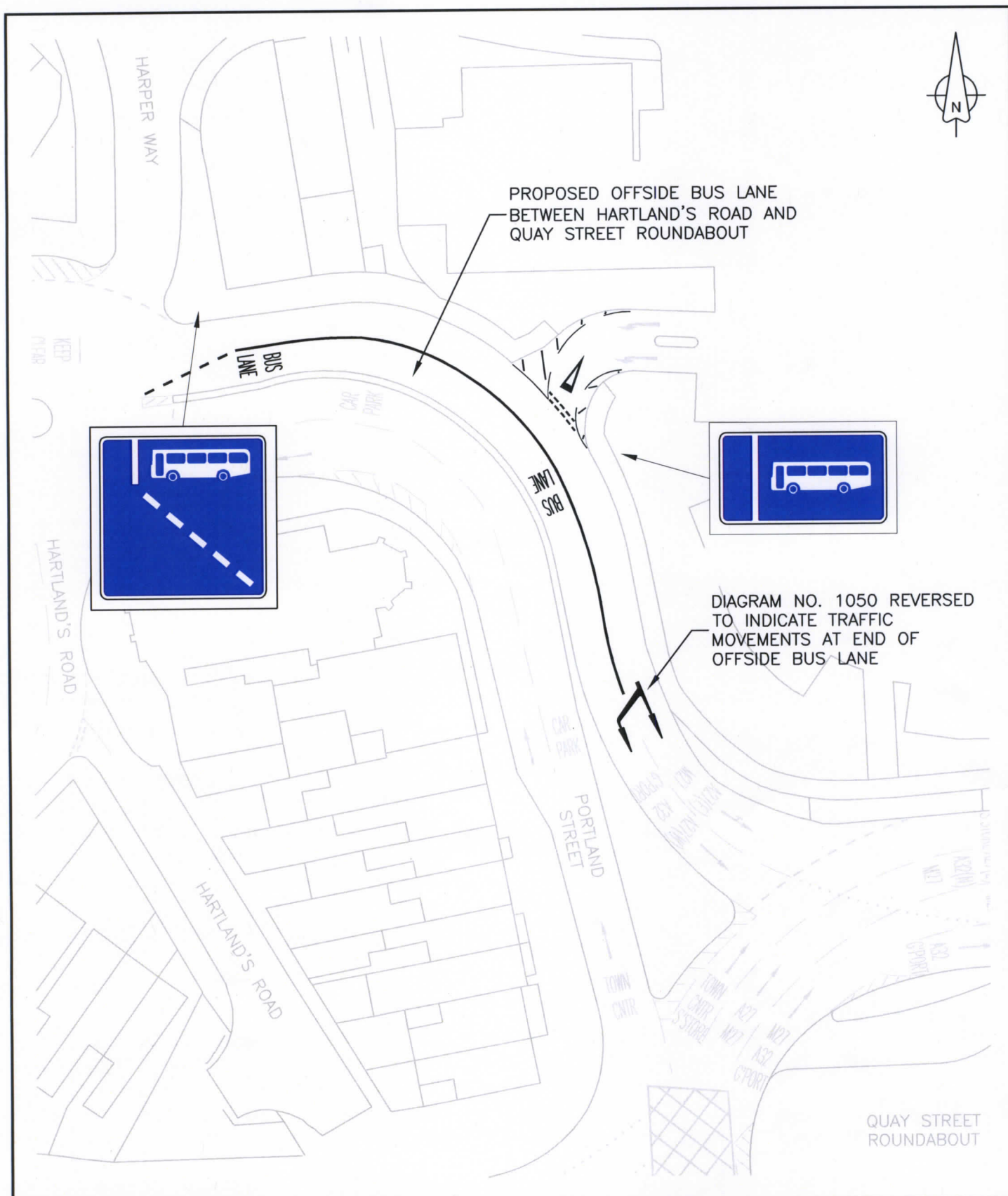
Dated 22 March 2012

Signed by authority of the Secretary of State

.....


A Delegated Official of the Department for Transport





Hampshire
County Council

Ed Vokes
BSc (Hons) MCILT MCIHT
Head of Transportation and Engineering
Civic Offices
Leigh Road, Eastleigh
Hampshire, SO50 9YN
Telephone: (023) 8068 8000
Fax: (023) 8062 0908
Email: engineers@eastleigh.gov.uk

Department for Transport

Date 22/3/2012
ATS 0/5 0/004-1

No.

Scheme:

PORTLAND STREET, FAREHAM

Title:

BRT PROJECT BUS LANES
PROPOSED BUS LANE SIGNING
SUBJECT TO DfT AUTHORISATION

Scale @ A4:

1:500

Date:

MAR 12

Drawn by:

GJB

Checked by:

KJD

Drawing No.:

E/HC/133/022

Project No.:

E/HC/133

Rev:

DOUBLE ARROW AT END OF
or AT A BREAK IN BUS LANE



DIMENSIONS TO BE AS SHOWN
ON DRAWING NO. P1050.

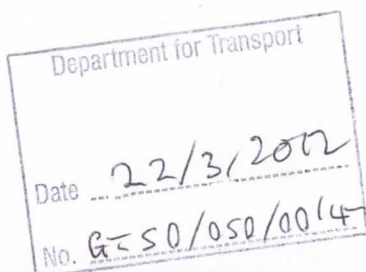
NOTES:

1. THIS DIAGRAM SHALL BE READ IN CONJUNCTION WITH
DRAWING NO. P1050 OF THE DfT WORKING DRAWINGS.

2. THE DOUBLE HEADED ARROW SHALL BE MIRRORED
FROM THE DIAGRAM SHOWN ON THE ABOVE DRAWING.

3. DfT AUTHORISATION REQUIRED.

**DRAFT
DRAWING**



Hampshire
County Council

Ed Vokes
BSc (Hons) MCILT MCIT
Head of Transportation and Engineering
Civic Offices
Leigh Road, Eastleigh
Hampshire. SO50 9YN
Telephone: (023) 8068 8000
Fax: (023) 8062 0908
Email: engineers@eastleigh.gov.uk

Scheme:

A27 WESTERN WAY / PORTLAND STREET,
FAREHAM

Title:

BRT PROJECT BUS LANES
PROPOSED BUS LANE ROAD MARKINGS
SUBJECT TO DfT AUTHORISATION

Scale @ A4:

N.T.S.

Date:

JAN 12

Drawn by:

GJB

Checked by:

KJD

Drawing No.:

E/HC/133/019

Project No.:

E/HC/133

Rev:

Drawing No.

NP 958.10

Related Drawing

S 25

Before using this drawing, confirm
that it has not been superseded.

© CROWN COPYRIGHT

NOTES: 1. Symbol details are given on drawing S 25. The symbol
must face left unless the lane is a right turn only lane.

2. The tile outline does not form part of the sign.

3. COLOURS : Background ----- BLUE
Symbol & Border --- WHITE

4. DIMENSIONS : All in stroke widths (1sw = $\frac{1}{4}$ of notional
x-height). The table of sign sizes shows the actual
sign sizes in millimetres.

5. VARIANTS : The legend 'local' may be added and the
bus symbol shown on dwg S 25 sheet 2 must be used.
A timeplate may be added in the same colours (see
dwg. P 961).

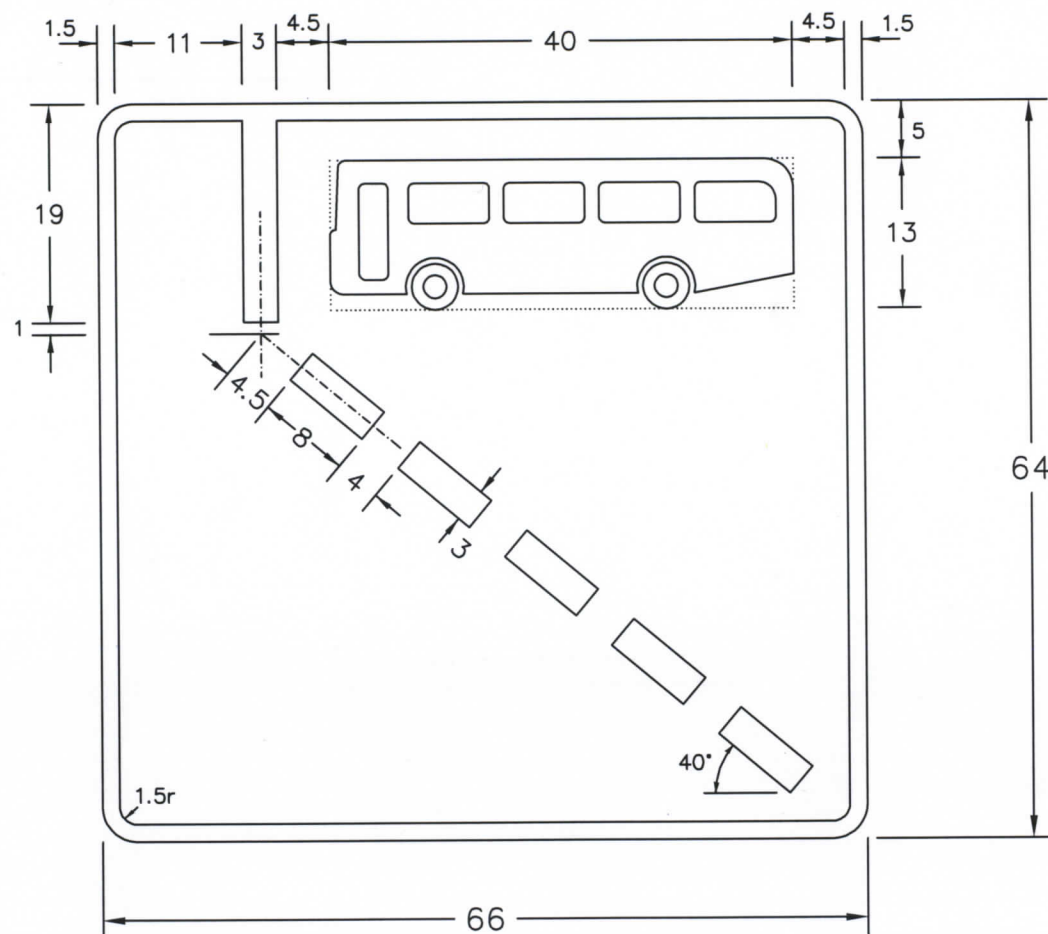
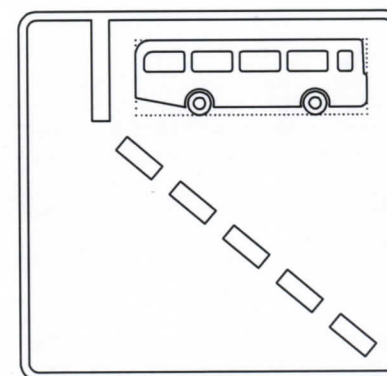


TABLE OF SIGN SIZES (mm)		
One stroke width	12.5	15
Width of sign	825	990
Height of sign	800	960



Variant for
use with
right turn
only lane

NP958x10

Department for
Transport

Title:

Bus and Cycle Sign

OFF SIDE BUS ONLY LANE AHEAD

Issue: Date:

A: 29.4.05

B:

C:

Drawn by:

L.W.

Approved by:

R.M.

Dimensions:

SEE
NOTE 4

Drawing No.

NP 958.10

Drawing No.
NP 959.8

Related Drawing
S 25

© CROWN COPYRIGHT

NOTES: 1. Symbol details are given on drawing S 25. The symbol must face left unless the lane is a right turn only lane.

2. The tile outline does not form part of the sign.

3. COLOURS : Background ----- BLUE
Symbol & Border --- WHITE

4. DIMENSIONS : All in stroke widths (1sw = $\frac{1}{4}$ of notional x-height). The table of sign sizes shows the actual sign sizes in millimetres.

5. VARIANTS : The legend 'local' may be added and the bus symbol shown on dwg S 25 sheet 2 must be used. A timeplate may be added in the same colours (see dwg. P 961).

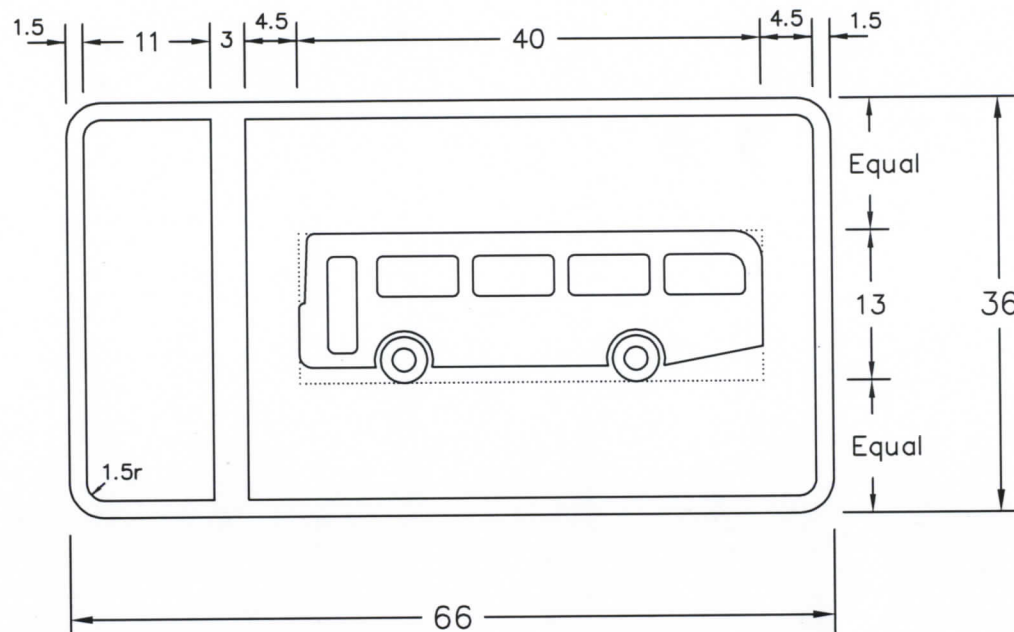
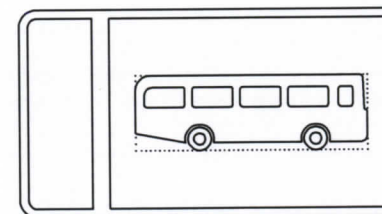


TABLE OF SIGN SIZES (mm)		
One stroke width	12.5	15
Width of sign	825	990
Height of sign	450	540



Variant for use with
right turn only lane

Before using this drawing, confirm
that it has not been superseded.

NP959x8

Department for
Transport

Title: Regulatory Sign
OFF SIDE BUS ONLY LANE

Issue: Date:
A: 29.4.05
B:
C:

Drawn by:
L.W.
Approved by:
R.M.

Dimensions:
SEE
NOTE 4

Drawing No.
NP 959.8