



**ROAD TRAFFIC REGULATION ACT 1984 - SECTIONS 64 AND 65
AUTHORISATION OF TRAFFIC SIGNS AND SPECIAL DIRECTIONS**

The Secretary of State for Transport, in exercise of his powers under Sections 64 and 65 of the Road Traffic Regulation Act 1984, and of all other powers enabling him in that behalf, for the purpose of informing road users of the conditions of a bus lane on the M275 motorway in Portsmouth, hereby;

1. authorises the erection at or within 5 metres of the site indicated on the attached plan numbered GT50/123/0007-1 of a traffic sign (hereinafter referred to as "the authorised sign A") comprising as to size, colour and character with that shown on the attached drawing numbered NP 958.11; and
2. authorises the erection at or within 5 metres of the sites indicated on the said plan of a traffic sign (hereinafter referred to as "the authorised sign B") comprising as to size, colour and character with that shown on the attached drawing numbered NP 959.9; and
3. directs that, notwithstanding the provisions of Direction 18(3) of the Traffic Signs General Directions 2002 (Part II of SI 2002/3113, "the 2002 Directions"), the authorised sign A may be used with the road marking to diagram 1010 in Schedule 6 to the Traffic Signs Regulations 2002 (Part I of SI 2002/3113, "the 2002 Regulations"); and
4. directs that, notwithstanding the provisions of Direction 18(3) of the 2002 Directions, the authorised sign B shall be used with the road markings to diagram 1048 and diagram 1049 in Schedule 6 to the 2002 Regulations; and
5. directs that is a condition of this authorisation that the authorised signs A and B may be placed only to indicate the effect of a corresponding Traffic Regulation Order;
and



6. directs, without prejudice to any statutory provision to the like effect, that it is a condition of this authorisation that the erection of the authorised signs A and B at or near the said sites shall continue to have effect only until such day as may be appointed by one month's notice given by the Secretary of State in writing to the traffic authority for the removal or alteration of the authorised signs A and B and on that day the said authorisation shall, without prejudice to the giving of any further authorisation or direction, cease to have effect.

The provisions of Regulations 12, 18 and 19 of the 2002 Regulations shall apply to the authorised sign A in the same manner as they apply to the sign to diagram 958 in Schedule 5 to those Regulations.

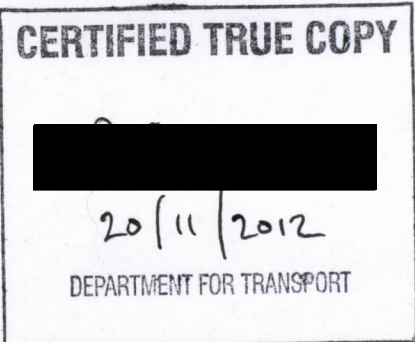
The provisions of Regulations 12, 18 and 19 of the 2002 Regulations shall apply to the authorised sign B in the same manner as they apply to the sign to diagram 959 in Schedule 5 to those Regulations.

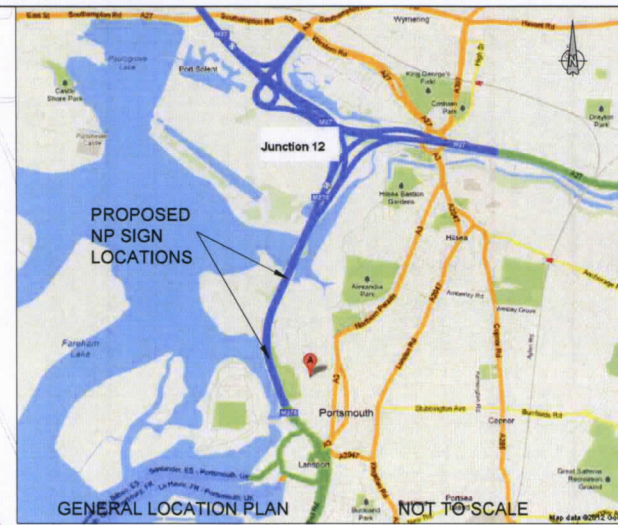
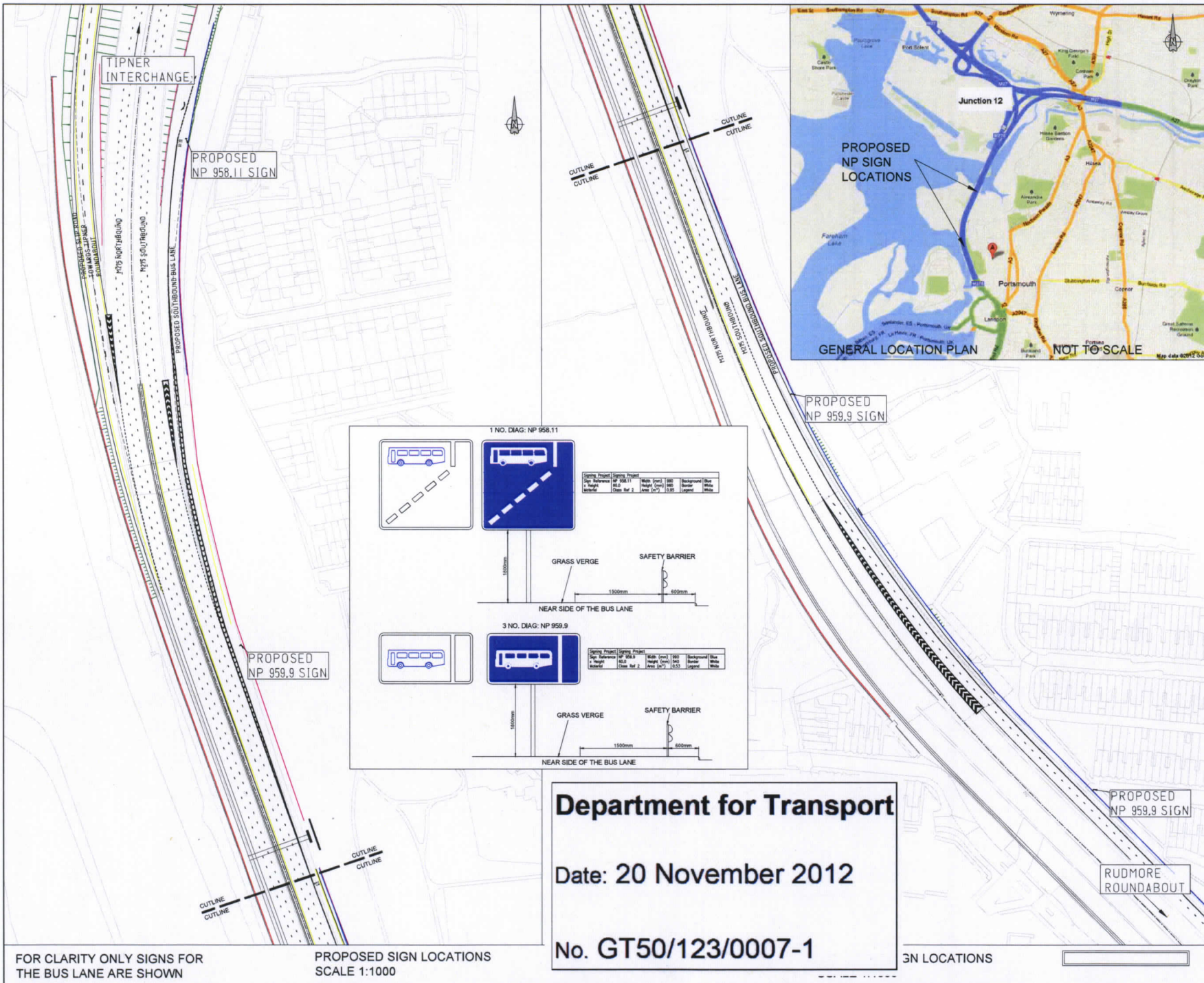
Dated..... *14 November*2012

Signed by authority of the Secretary of State

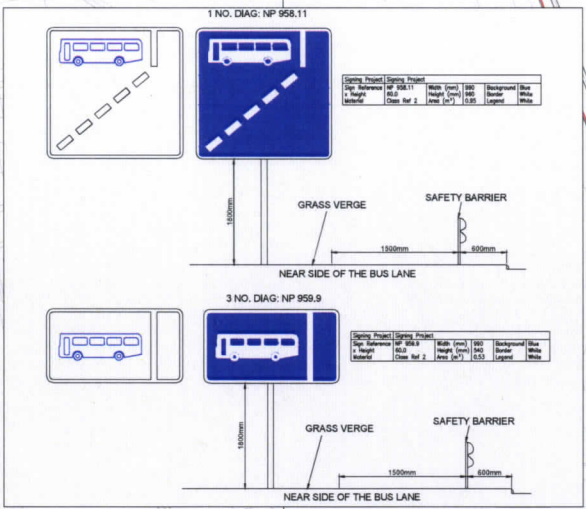


A Delegated Official of the Department for Transport





- NOTES:
1. AUTHORISATION IS REQUIRED TO USE SIGN NP 958.11 AND NP 959.9
 2. ALL DIMENSIONS IN MILLIMETRES UNLESS OTHERWISE STATED.
 3. SIGN ASSEMBLY DETAILS ARE NOT DRAWN TO SCALE.
 4. SIGN NP 958.11 TO BE START AT BEGINNING OF BUS LANE ON THE SOUTHBOUND ON SLIP OF THE M275 AT THE NEW TIPNER INTERCHANGE ROUNDABOUT.
 5. SIGN NP 959.9 TO BE LOCATED AT 300M INTERVALS ALONG THE BUS LANE ON THE SOUTHBOUND OF THE M275.
 6. SIGNS TO BE LOCATED AT THE BACK OF THE CRASH BARRIER AT 1500MM OFFSET.
 7. SIGNS TO BE MOUNTED AT 1800MM HEIGHT ON SINGLE 89MM POLES



Department for Transport

Date: 20 November 2012

No. GT50/123/0007-1

FOR CLARITY ONLY SIGNS FOR THE BUS LANE ARE SHOWN

PROPOSED SIGN LOCATIONS SCALE 1:1000

3N LOCATIONS

Rev	By	Chk	Appr	Date	Description

Client
Portsmouth City Council

Halcrow Group Limited
 15000, 43 Brook Green, London, W6 7EJ
 Tel +44 (0)20 3479 8000 Fax +44 (0)20 3479 8001
 www.halcrow.com

Project
M275 TIPNER INTERCHANGE

Drawing
**SIGN AUTHORISATION PLAN
 NON PRESCRIBED SIGNS - DIT
 SHEET 1 OF 1**

Drawn by	Checked by	Approved by	Date
PMN	MB	AK	05/09/12

Revision No.	Revision
SK-0023	-

Drawing Scale: 1:1000 at A1 & 1:2000 at A3

Drawing No. GT50/123/0007-1/001
 Drawing Title: SIGN AUTHORISATION PLAN - NON PRESCRIBED SIGNS - DIT SHEET 1 OF 1
 Drawing Date: 20/11/2012
 Drawing Scale: 1:1000 at A1 & 1:2000 at A3
 User and File Code:

Drawing No.
NP 958.11

Related Drawing
S 25

© CROWN COPYRIGHT

NOTES: 1. Symbol details are given on drawing S 25.

2. The tile outline does not form part of the sign.

3. COLOURS : Background ----- BLUE
Symbol & Border ---- WHITE

4. DIMENSIONS : All in stroke widths (1sw = ¼ of notional x-height). The table of sign sizes shows the actual sign sizes in millimetres.

5. VARIANTS : The legend 'local' may be added and the bus symbol shown on dwg S 25 sheet 2 must be used. A timeplate may be added in the same colours (see drawing P 961).

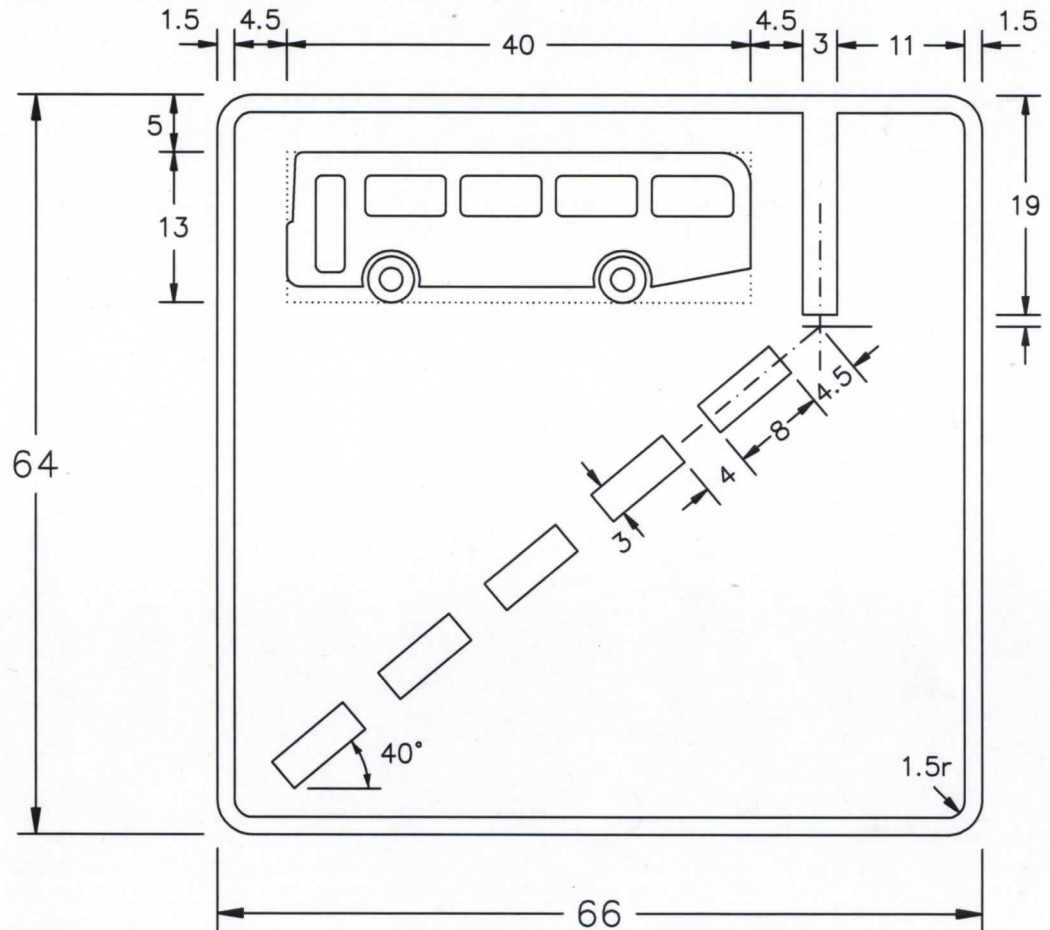


TABLE OF SIGN SIZES (mm)		
One stroke width	12.5	15
Width of sign	825	990
Height of sign	800	960

NP958x11

Before using this drawing, confirm that it has not been superseded.

Department for Transport	Title:	Informatory Sign	Issue:	Date:	Drawn by:	Dimensions:	Drawing No.
	NEAR SIDE BUS ONLY LANE AHEAD		A:	5.8.05	L.W./R.M.	SEE NOTE 4	NP 958.11
			B:		Approved by:		
			C:		R.M.		

Drawing No.
NP 959.9

Related Drawing
S 25

© CROWN COPYRIGHT

- NOTES: 1. Symbol details are given on drawing S 25.
 2. The tile outline does not form part of the sign.
 3. COLOURS : Background ----- BLUE
 Symbol & Border --- WHITE
 4. DIMENSIONS : All in stroke widths (1sw = 1/4 of notional x-height). The table of sign sizes shows the actual sign sizes in millimetres.
 5. VARIANTS : The legend 'local' may be added and the bus symbol shown on dwg S 25 sheet 2 must be used. A timeplate may be added in the same colours (see drawing P 961).

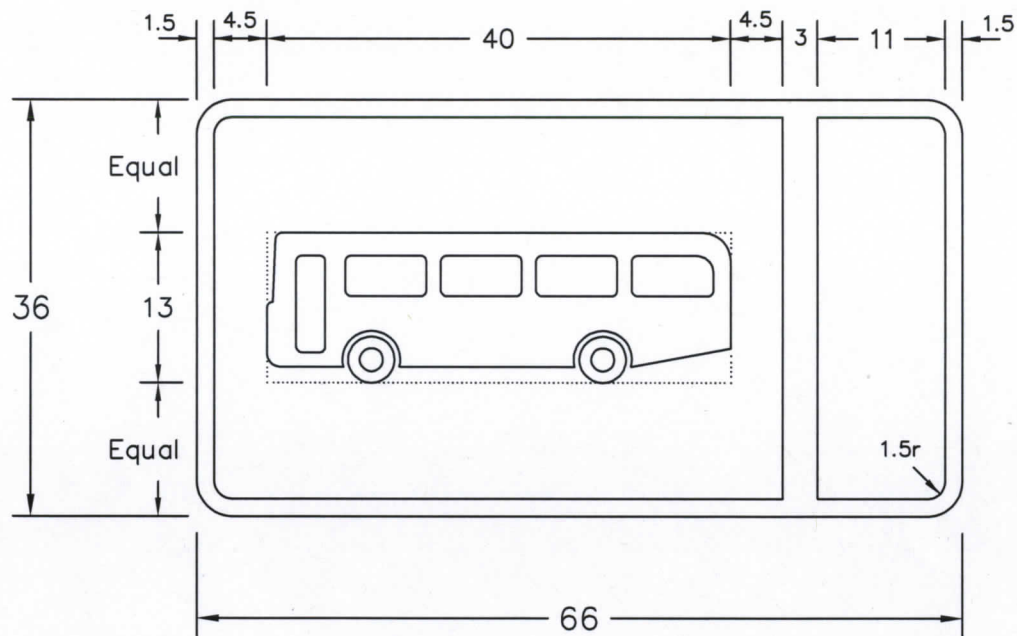


TABLE OF SIGN SIZES (mm)		
One stroke width	12.5	15
Width of sign	825	990
Height of sign	450	540

NP959x9

Before using this drawing, confirm that it has not been superseded.

Department for Transport	Title:	Regulatory Sign	Issue:	Date:	Drawn by:	Dimensions:	Drawing No.
		NEAR SIDE BUS ONLY LANE	A:	24.6.05	L.W./R.M.	SEE NOTE 4	NP 959.9
			B:		Approved by:		
			C:		R.M.		