



ROAD TRAFFIC REGULATION ACT 1984 – SECTIONS 64 AND 65
AUTHORISATION OF TRAFFIC SIGNS AND SPECIAL DIRECTIONS

The Secretary of State for Transport, in exercise of his powers under Sections 64 and 65 of the Road Traffic Regulation Act 1984, and of all other powers enabling him in that behalf, for the purpose of informing road users of parking restrictions on roads in the City of Leeds during events at Headingley Carnegie Stadium, hereby:-

1. authorises the erection at the sites shown schematically in the attached set of plans numbered GT50/065/0020-1 of a traffic sign (hereinafter referred to as “the authorised sign A”) conforming as to size, colour and character with the sign shown at "SIGN A" in the attached drawing numbered GT50/065/0020-2, save that;
 - i) in the middle panel, references to the time of day may be added; and
 - ii) in the middle panel, a permit holder identifier symbol may be added; and;
 - iii) in the bottom panel, references to a date and month of the year may be varied; and

2. authorises the erection at the sites shown schematically in the said set of plans of a traffic sign (hereinafter referred to as “the authorised sign B”) conforming as to size, colour and character with the sign shown at "SIGN B" in the said drawing, save that;
 - i) in the middle panel, references to the time of day may be varied and references to days of the week may be added; and
 - ii) in the middle panel, references to time limits or time within which return is prohibited may be varied; and
 - iii) in the bottom panel references to a date and month of the year may be varied; and



3. authorises the erection at the sites shown schematically in the said set of plans of a traffic sign (hereinafter referred to as "the authorised sign C") conforming as to size, colour and character with the sign shown at "SIGN C" in the said drawing, save that;
 - i) in either bottom panel of the top two signs, references to the time of day, day of the week, time limit or time within which return is prohibited, may be varied or added; as appropriate and
 - ii) in the bottom panel of the right-hand sign, a permit holder identifier symbol may be added; and;
 - iii) in the separate lower plate, references to a date and month of the year may be varied; and

4. authorises the erection at the sites shown schematically in the said set of plans of a traffic sign (hereinafter referred to as "the authorised sign D") conforming as to size, colour and character with the sign shown at "SIGN D in the said drawing, save that;
 - i) in the middle panel, references to the time of day or day of the week or time limit may be varied; and
 - ii) in the bottom panel, references to a date and month of the year may be varied; and



5. directs that, notwithstanding the provisions of Direction 25 of the Traffic Signs General Directions 2002 (Part II of S.I. 2002/3113, "the 2002 Directions"), the authorised signs A, B, C and D may be used with the road marking shown in diagram 1028.4 in Schedule 6 to the Traffic Signs Regulations 2002 (Part I of S.I. 2002/3113, "the 2002 Regulations"), save that the word "DOCTOR" shall be omitted; and



6. directs that, notwithstanding the provisions of Direction 25 of the 2002 Directions, the authorised sign D may be used with the road marking shown in diagram 1033 in Schedule 6 to the 2002 Regulations; and
7. directs that it is a condition of this authorisation that the authorised signs A, B, C and D may only be placed to indicate the effect of a corresponding Traffic Regulation Order; and
8. directs, without prejudice to any statutory provision to the like effect, that it is a condition of this authorisation that the erection of the authorised signs A, B, C and D at or near the said sites shall continue to have effect only until such day as may be appointed by one month's notice given by the Secretary of State in writing to the traffic authority for the alteration or removal of the authorised signs A, B, C and D and on that day the said authorisation shall, without prejudice to the giving of any further authorisation or direction, cease to have effect.

The provisions of Regulations 12, 18 and 19 of the 2002 Regulations shall apply to the authorised sign A, B, C and D in the same manner as they apply to the sign shown in diagram 639.1B in Schedule 2 to those Regulations.

Dated 7 June 2013

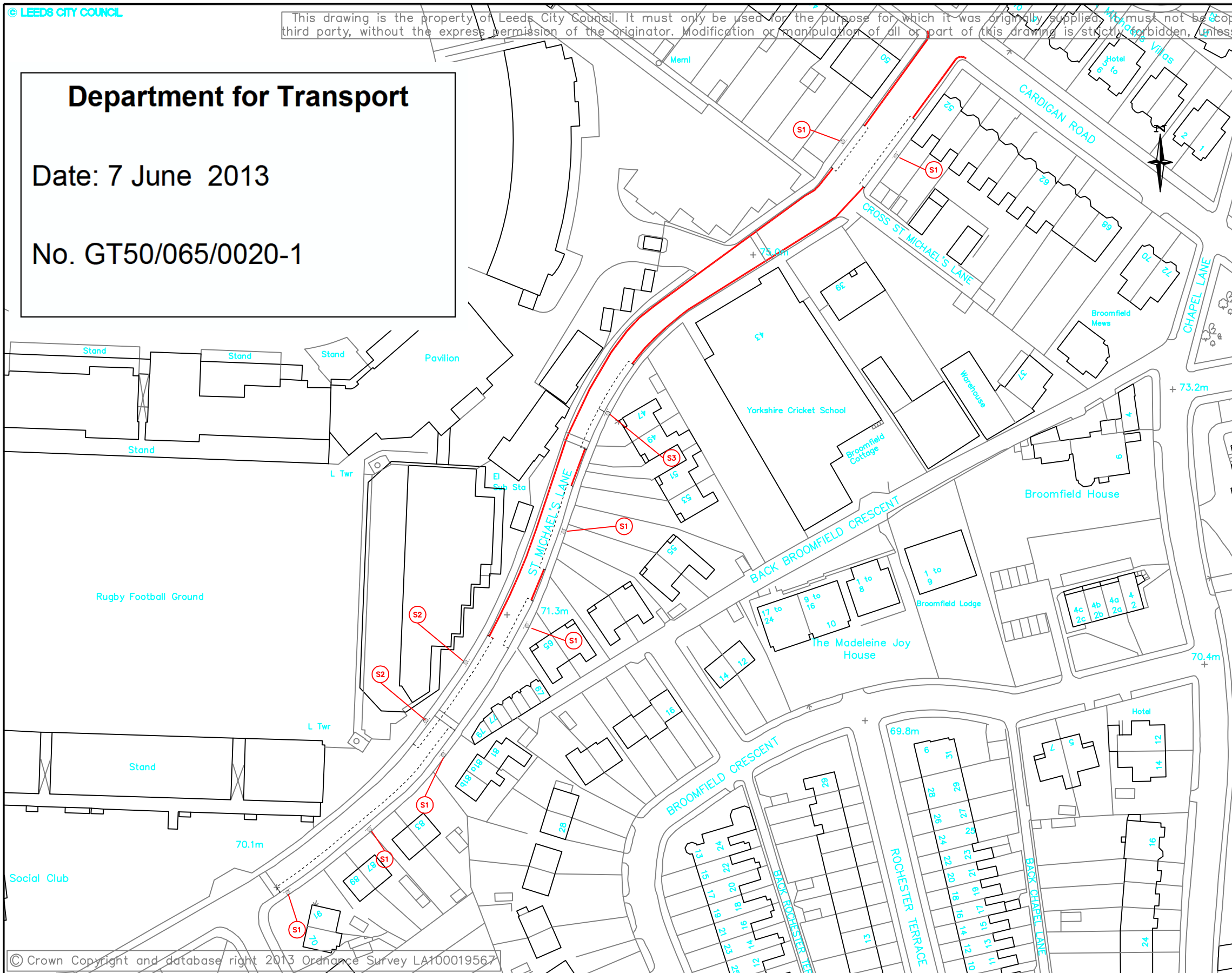


A Delegated Official of the of the Department Transport

Department for Transport

Date: 7 June 2013

No. GT50/065/0020-1



Signing provision

S1

Event days at any time

Resident permit holders only

All other days

Next event 30 August

(S1)

7 No. required

Scheme Ref.	St Michael's Lane
Sign Ref.	S1
Letter colour	BLACK
Background	WHITE
Border	BLACK
Material	Class RA2 (12899-1:2007)
Area	0.15sq.m

S2

Event days at any time

8 am - 6 pm

2 hours

No return within 2 hours

All other days

Next event 30 August

(S2)

2 No. required

Scheme Ref.	St Michael's Lane
Sign Ref.	S2
Letter colour	BLACK
Background	WHITE
Border	BLACK
Material	Class RA2 (12899-1:2007)
Area	0.18sq.m

S3

Event days at any time

8 am - 6 pm

2 hours

No return within 2 hours

All other days

Resident permit holders only

All other days

Next event 30 August

(S3)

1 No. required

Scheme Ref.	St Michael's Lane
Sign Ref.	S3
Letter colour	N/A
Background	GREY
Border	N/A
Material	Class RA2 (12899-1:2007)
Area	0.43sq.m

KEY



Proposed sign reference

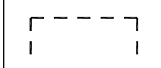


Post location

Posts to be located at the back of footway

Signs to be sited a clear distance of 2100mm from ground level unless stated otherwise

Craig Williams 0113 3951469



Bay marking



Existing double yellow line restriction

FIRST APPROVED AMENDMENTS	CWI	DATE
DRAWN	CWI	DATE
CHECKED	CWI	DATE

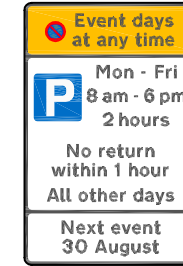
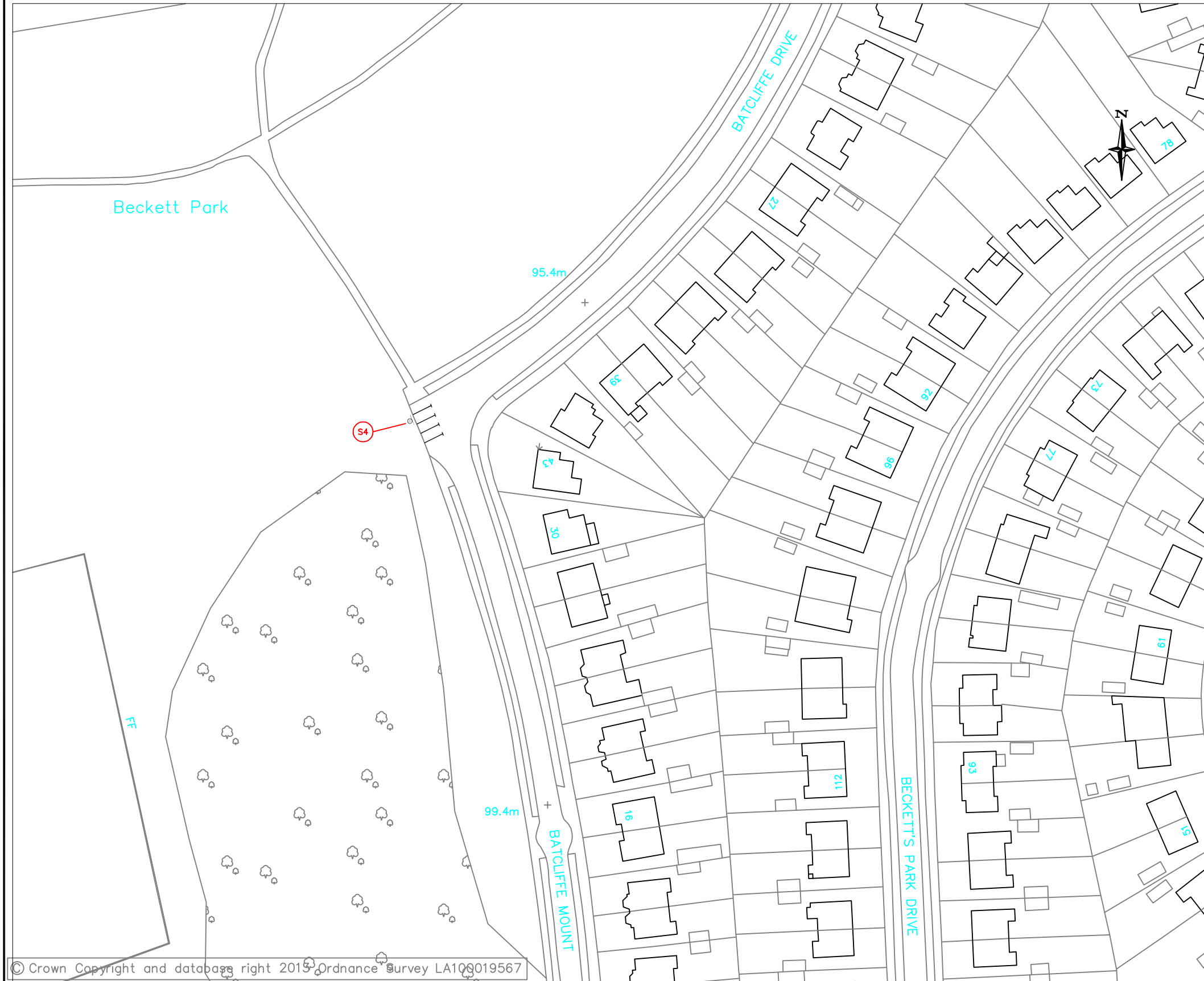
DRAFT

HEADINGLEY CARNEGIE STADIUM
DFT SIGNING LOCATIONS - SHEET 1 OF 2 - REVISION A
WARD...HEADINGLEY

INITIALS	DATE	SCALE
DRAWN BY: CWI	3/13	N.T.S
AutoCAD BY: CWI	3/13	
CHECKED BY:		ORIGINAL SHEET SIZE: A3



DRAWING NUMBER:
TMW-17-1508-29a
DATE: MARCH 2013



S4

1 No. required

Scheme Ref.	Batcliffe Mount	x-height	20.0
Sign Ref.	S4	SIGN FACE	
Letter colour	BLACK	Width	360mm
Background	WHITE	Height	547mm
Border	BLACK	Area	0.20sqm
Material Class	RA2 (12899-1;2007)		

KEY



Proposed sign reference



Post location

Posts to be located at the back of footway

Signs to be sited a clear distance of 2100mm from ground level unless stated otherwise

Craig Williams 01 13 395 1469



Bay marking

	INITIALS	DATE	SCALE
DRAWN BY	CWI	3/13	N.T.S
AutoCAD BY	CWI	3/13	
CHECKED BY			



Leeds
CITY COUNCIL

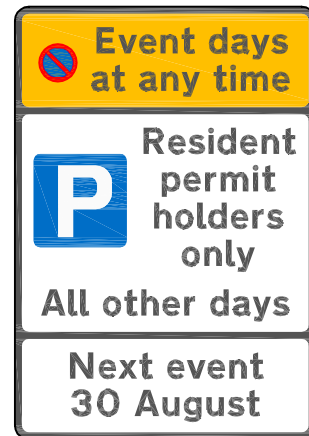
HIGHWAYS AND TRANSPORTATION

FIRST APPROVED	CWI		
AMENDMENTS	DRAWN	CHECK	DATE

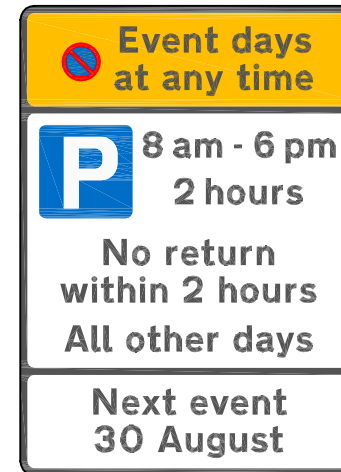
DRAWING NUMBER:
TMW/17/1508/29/1a

DATE: MARCH 2013

This drawing is the property of Leeds City Council. It must only be used for the purpose for which it was originally supplied. It must not be copied, published or transmitted by any means to any third party, without the express permission of the originator. Modification or manipulation of all or part of this drawing is strictly forbidden, unless specifically requested or approved by the originator.



Scheme Ref. St Michaels Lane		
Sign Ref. S1	x-height	20.0
Letter colour BLACK	SIGN FACE	
Background WHITE	Width	322mm
Border BLACK	Height	463mm
Material Class RA2 (12899-1:2007)	Area	0.15sq.m



Scheme Ref. St Michaels Lane		
Sign Ref. S2	x-height	20.0
Letter colour BLACK	SIGN FACE	
Background WHITE	Width	360mm
Border BLACK	Height	502mm
Material Class RA2 (12899-1:2007)	Area	0.18sq.m

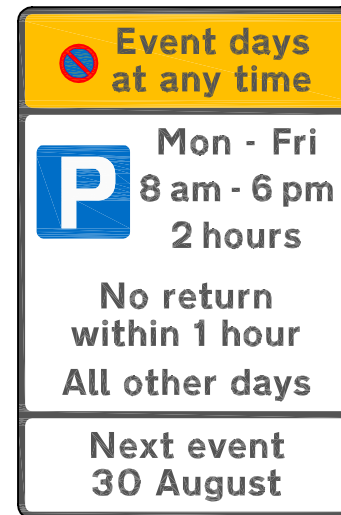
Department for Transport

Date: 7 June 2013

No. GT50/065/0020-2



Scheme Ref. St Michaels Lane		
Sign Ref. S3	x-height	20.0
Letter colour BLACK	SIGN FACE	
Background GREY BACKING BOARD	Width	752mm
Border BLACK	Height	570mm
Material Class RA2 (12899-1:2007)	Area	0.43sq.m



Scheme Ref. Batcliffe Mount		
Sign Ref. S4	x-height	20.0
Letter colour BLACK	SIGN FACE	
Background WHITE	Width	360mm
Border BLACK	Height	547mm
Material Class RA2 (12899-1:2007)	Area	0.20sq.m

NB. The dates on these signs will be changed after each event to advise on the next event day

	INITIALS	DATE	SCALE
DRAWN BY	CW	3/13	NTS
AutoCAD BY	CW	3/13	
CHECKED BY			
			ORIGINAL SHEET SIZE: A3



DRAWING NUMBER:	TMW-17-1508-28a
DATE:	March 2013