



**ROAD TRAFFIC REGULATION ACT 1984 – SECTIONS 64 AND 65
AUTHORISATION OF TRAFFIC SIGNS AND SPECIAL DIRECTIONS**

The Secretary of State for Transport, in exercise of his powers under Sections 64 and 65 of the Road Traffic Regulation Act 1984, and of all other powers enabling him in that behalf, for the purpose of informing road users of the conditions of a bus lane on York Street, Leeds, hereby:-

1. authorises the erection at or within 5 metres of the sites indicated at S1 and S2 on the attached plan numbered GT50/065/0024-1 of a traffic sign (hereinafter referred to as "the authorised sign A") conforming as to size, colour and character with that shown on the attached drawing numbered NP 958.6; and
2. authorises the erection at or within 5 metres of the site indicated at S3 on the said plan of a traffic sign (hereinafter referred to as "the authorised sign B") conforming as to size, colour and character with that shown on the attached drawing numbered NP 959.5; and
3. directs that, notwithstanding the provisions of Direction 18(3) of the Traffic Signs General Directions 2002 (Part II of S.I. 2002/3113, "the 2002 Directions"), the authorised sign A may be used with the road marking to diagram 1010 in Schedule 6 to the Traffic Signs Regulations 2002 (Part I of S.I. 2002/3113, "the 2002 Regulations"); and
4. directs that, notwithstanding the provisions of Direction 18(3) of the 2002 Directions, the authorised sign B shall be used with the road markings to diagram 1048 and diagram 1049 in Schedule 6 to the 2002 Regulations; and
5. directs that it is a condition of this authorisation that the authorised sign A and the authorised sign B may be placed only to indicate the effect of a corresponding Traffic Regulation Order; and




6. directs, without prejudice to any statutory provision to the like effect, that it is a condition of this authorisation that the erection of the authorised sign A and the authorised sign B at or near the said sites shall continue to have effect only until such day as may be appointed by one month's notice given by the Secretary of State in writing to the traffic authority for the removal or alteration of the authorised sign A and the authorised sign B and on that day the said authorisation shall, without prejudice to the giving of any further authorisation or direction, cease to have effect.

The provisions of Regulations 12, 18 and 19 of the 2002 Regulations shall apply to the authorised sign A in the same manner as they apply to the sign to diagram 958 in Schedule 5 to those Regulations.

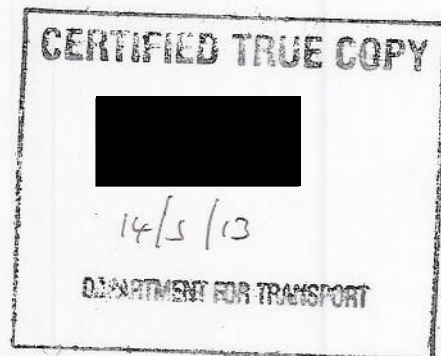
The provisions of Regulations 12, 18 and 19 of the 2002 Regulations shall apply to the authorised sign B in the same manner as they apply to the sign to diagram 959 in Schedule 5 to those Regulations.

Dated 13 May 2013

Signed by authority of the Secretary of State



.....
A Delegated Official of the Department for Transport

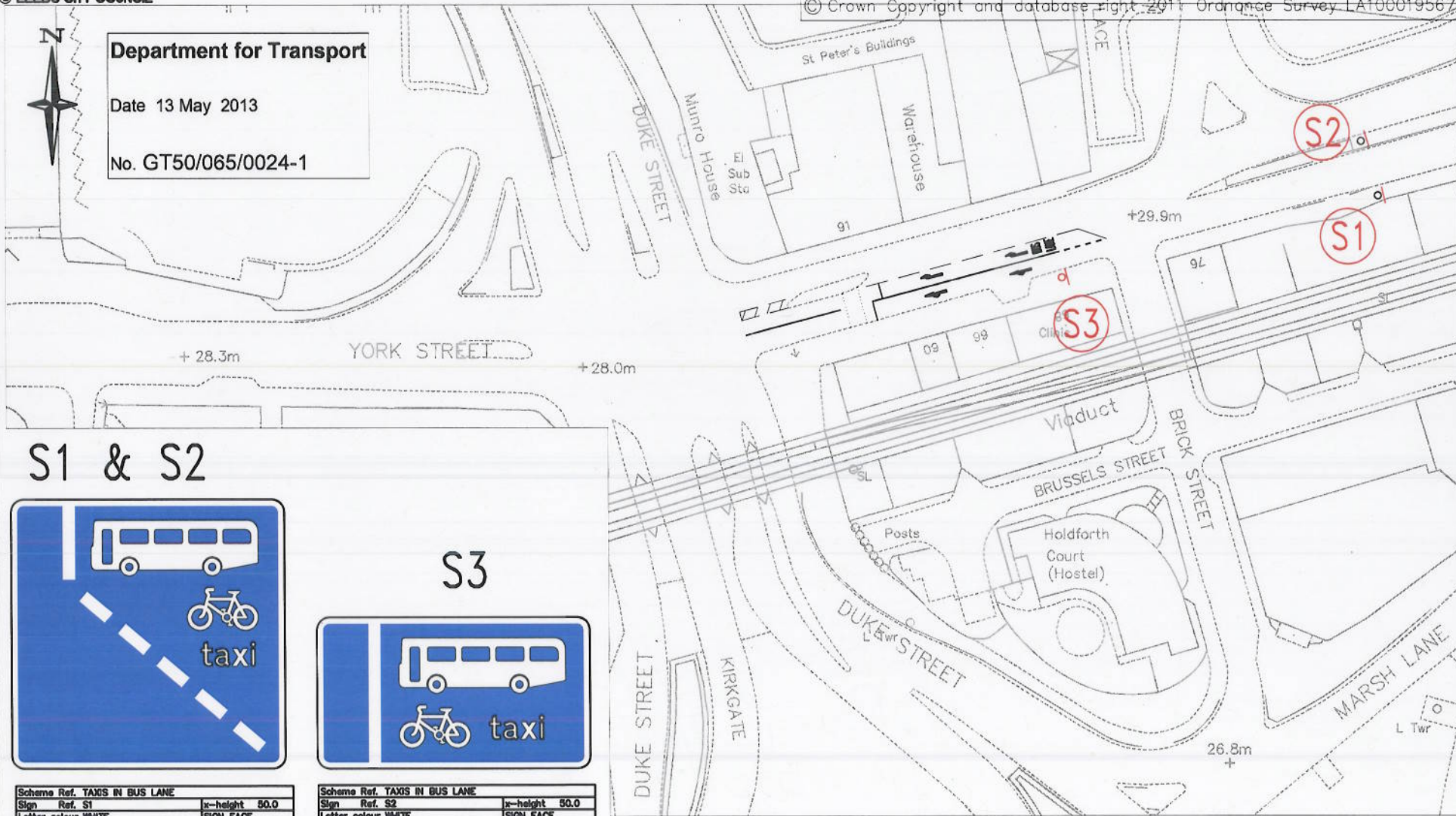




Department for Transport

Date 13 May 2013

No. GT50/065/0024-1



S1 & S2



Scheme Ref. TAXIS IN BUS LANE		
Sign Ref. S1	h-height	50.0
Letter colour WHITE	SIGN FACE	
Background BLUE	Width	625mm
Border WHITE	Height	600mm
Material Micro Prismatic	Area	0.68sq.m

Scheme Ref. TAXIS IN BUS LANE		
Sign Ref. S2	h-height	50.0
Letter colour WHITE	SIGN FACE	
Background BLUE	Width	625mm
Border WHITE	Height	450mm
Material Micro Prismatic	Area	0.37sq.m

FIRST APPROVED
AMENDMENTS

BV
DRAWN CHECK DATE

**YORK STREET, CITY CENTRE,
NON-PREScribed SIGNS**

WRAD.....CITY & HUNSLET

This drawing is the property of Leeds City Council. It must only be used for the purpose for which it was originally supplied. It must not be copied, published or transmitted by any means to any third party, without the express permission of the originator. Modification or manipulation of all or part of this drawing is strictly forbidden unless specifically requested or approved by the originator.

	INITIALS	DATE	SCALE
DRAWN	BV	2/13	1:1000
ACAD	BV	2/13	
CHECK	GP	2/13	



Leeds
CITY COUNCIL

HIGHWAYS AND TRANSPORTATION

DRAWING NUMBER:

TM-578-39-SA

DATE: **February 2013**

Drawing No.

NP 958.6

Related Drawings

S 24 &
S 25 sheets 1 & 2

© CROWN COPYRIGHT

NOTES: - 1. The legend 'taxi' is from the Transport Medium alphabet at the x-heights shown.

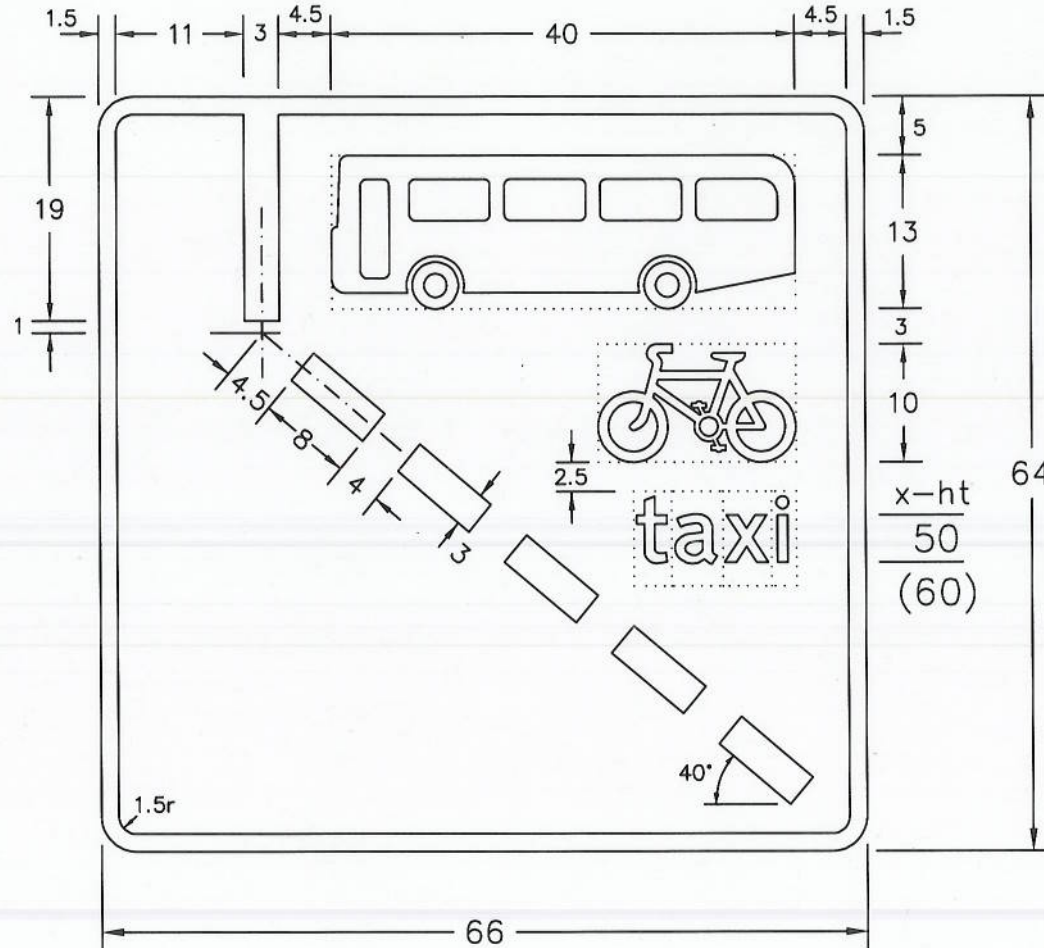
2. Symbol details are given on drawings S 24 and S 25 sheets 1. The symbols must face left unless the lane is a right turn only lane.

3. The tile outlines do not form part of the sign.

4. COLOURS : Background ----- BLUE
Legend, Symbols & Border ---- WHITE

5. DIMENSIONS : x-heights are in millimetres, other dimensions are in stroke widths. (4sw = x-height)

6. VARIANTS : The legend 'taxi' may be omitted. The legend 'local' may be added and the bus symbol shown on dwg S 25 sheet 2 must be used. A timeplate may be added in the same colours (see dwg. P 961).



	Height	Width
50	800	825
60	960	990

NP958x6

Before using this drawing, confirm that it has not been superseded.

Department for
Transport

Title: Bus and Cycle Sign
OFF SIDE BUS LANE AHEAD

Issue: Date:
A: 17.7.03
B:
C:

Drawn by: L.W.
Approved by: R.M.

Dimensions:
SEE
NOTE 5

Drawing No.
NP 958.6

Drawing No.

NP 959.5

Related Drawings

S 24 &
S 25 sheets 1 & 2

© CROWN COPYRIGHT

NOTES: - 1. The legend 'taxi' is from the Transport Medium alphabet at the x-heights shown.

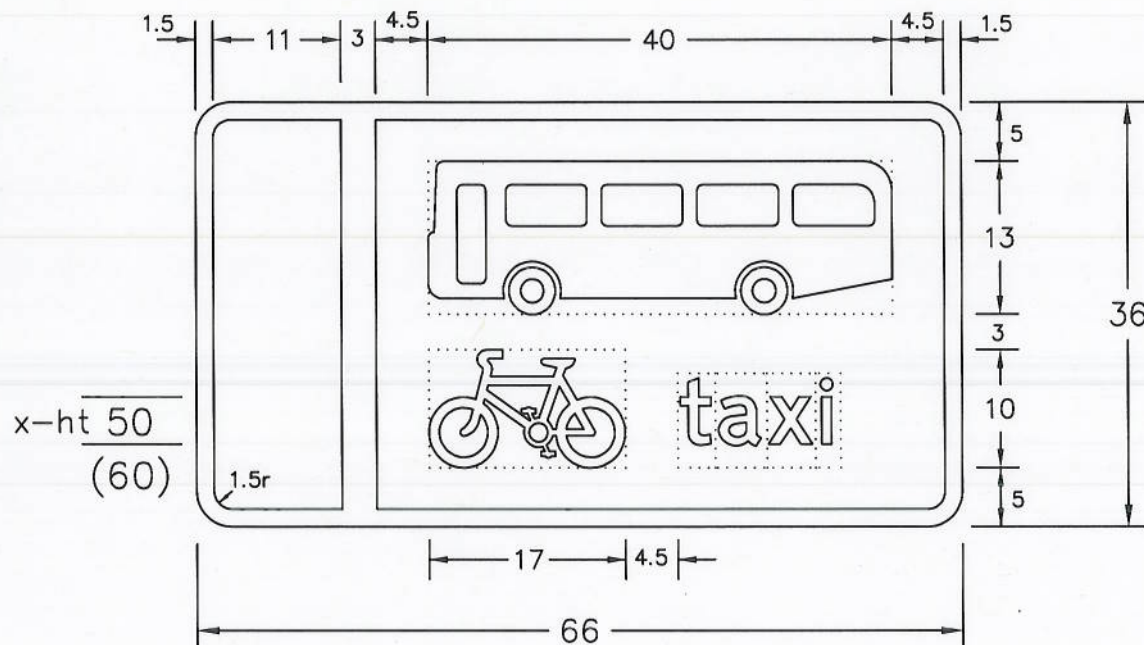
2. Symbol details are given on drawings S 24 and S 25 sheets 1. The symbols must face left unless the lane is a right turn only lane.

3. The tile outlines do not form part of the sign.

4. COLOURS : Background ----- BLUE
Legend, Symbols & Border ---- WHITE

5. DIMENSIONS : x-heights are in millimetres, other dimensions are in stroke widths. (4sw = x-height)

6. VARIANTS : The legend 'taxi' may be omitted. The legend 'local' may be added and the bus symbol shown on dwg S 25 sheet 2 must be used. A timeplate may be added in the same colours (see dwg. P 961).



	Height	Width
50	450	825
60	540	990

NP959x5

Before using this drawing, confirm that it has not been superseded.

Department for
Transport

Title:

Regulatory Sign
OFF SIDE BUS LANE

Issue: Date:

A: 17.7.03

B:

C:

Drawn by:

L.W.

Approved by:

R.M.

Dimensions:

SEE
NOTE 5

Drawing No.

NP 959.5