



**ROAD TRAFFIC REGULATION ACT 1984 - SECTIONS 64 AND 65
AUTHORISATION OF TRAFFIC SIGNS AND SPECIAL DIRECTIONS**

The Secretary of State for Transport, in exercise of his powers under Sections 64 and 65 of the Road Traffic Regulation Act 1984, and of all other powers enabling him in that behalf, for the purpose of informing road users of the conditions of use of a bus gate in Hythe Station Road, Colchester, Essex, hereby:-

1. authorises the erection at the sites shown schematically on the attached plan numbered GT50/045/0023-1 of a traffic sign (hereinafter referred to as "the authorised sign") conforming as to size, colour and character with that shown on the attached drawing numbered NP 953B; and
2. authorises the erection at the said sites on the said plan of a traffic sign consisting of a plate (hereinafter referred to as "the authorised plate") conforming as to size, colour and character with that shown at diagram 953.2 in Schedule 5 to the Traffic Signs Regulations 2002 (Part I of SI 2002/3113, "the 2002 Regulations") save that the words "and authorised vehicles" (on three lines) shall replace the word "only"; and
3. directs that the authorised sign shall only be placed with the authorised plate; and
4. directs that it is a condition of this authorisation that the authorised sign and the authorised plate may be placed only to indicate the effect of a corresponding Traffic Regulation Order; and



Department
for Transport

GT50/045/0023


5. directs, without prejudice to any statutory provisions to the like effect, that it is a condition of this authorisation that the placing of the authorised sign and the authorised plate at or near the said sites shall continue to have effect only until such day as may be appointed by one month's notice given by the Secretary of State in writing to the traffic authority for the removal or alteration of the authorised sign and the authorised plate and on that day the said authorisation shall, without prejudice to the giving of any further authorisation or direction, cease to have effect.

The provisions of Regulations 12, 18 and 19 of the 2002 Regulations shall apply to the authorised sign in the same manner as they apply to the sign shown in diagram 953 in Schedule 5 to those Regulations.


The provisions of Regulations 12, 18 and 19 of the 2002 Regulations shall apply to the authorised plate in the same manner as they apply to the plate shown in diagram 953.2 in Schedule 5 to those Regulations.

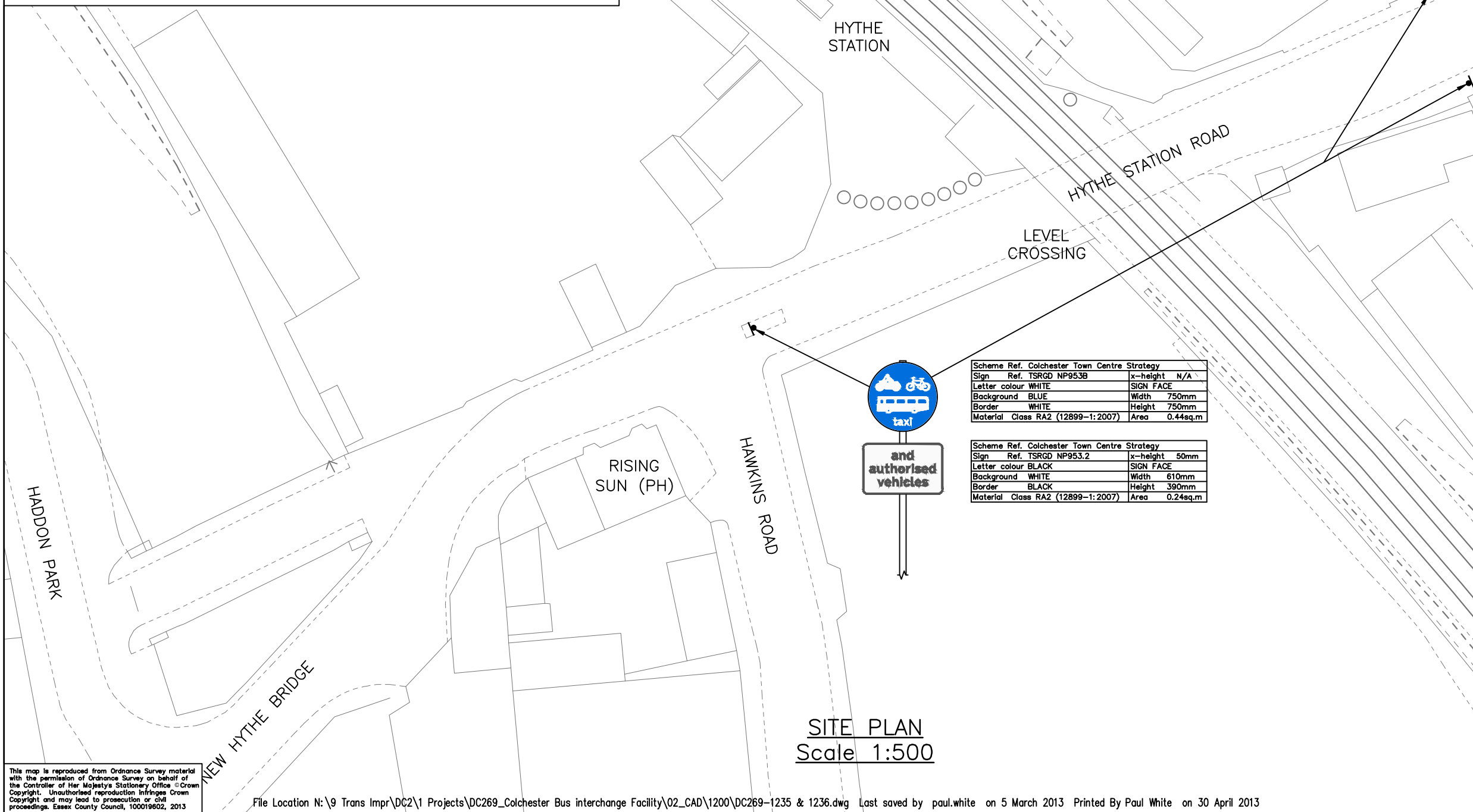
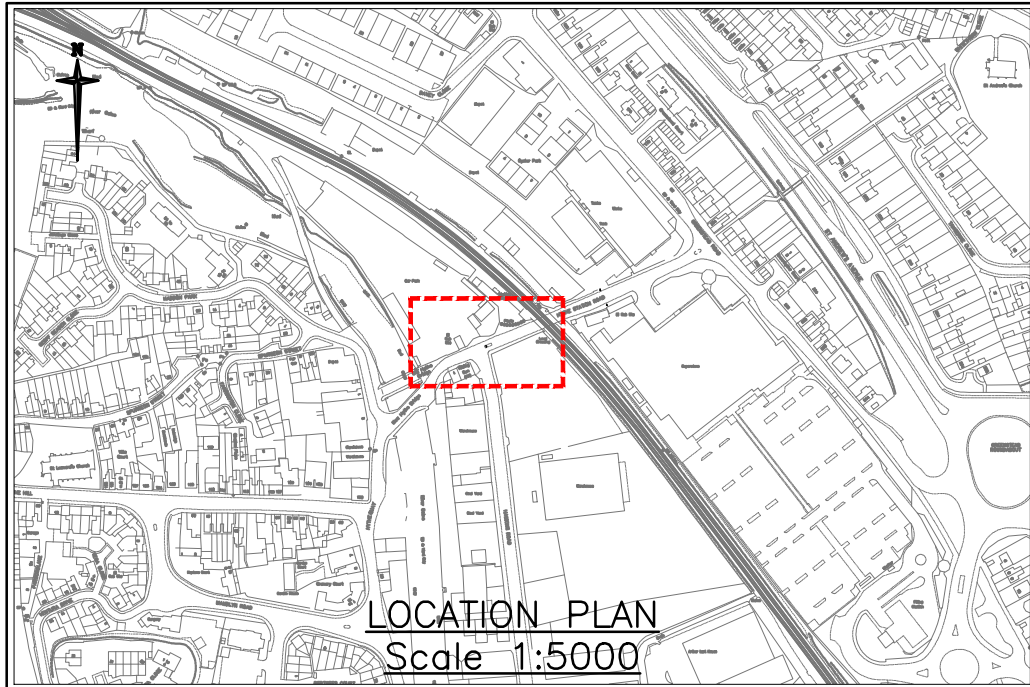
Dated..... *21 May*2013

Signed by authority of the Secretary of State



A Delegated Official of the Department of Transport





NOTES

1. Do not scale. This drawing is to be read in conjunction with all other contract drawings and documents.
2. All works to be in accordance with the Department of Transport's Specification for Highway Works and Essex County Council Specifications and Standard Construction Drawings.

KEY

▼ Location of additional non-standard signs

REV.	DATE	AMENDMENT DESCRIPTION	DRAWN	CHECKED

DRAWING STATUS
DFT APPROVAL



Paul Bird, Director for Highways & Transportation
County Hall, Chelmsford, CM1 1QH
Tel: 0845 6037631 © Essex County Council

SCHEME TITLE
COLCHESTER TOWN CENTRE STRATEGY PHASE 1

DRAWING TITLE
LOCATION OF ADDITIONAL NON-STANDARD SIGNS

SURVEYED	DESIGNED	DRAWN	CHECKED	AUTHORISED
	PFW	KJH	JH	PM

DATE DATE DATE DATE DATE
FEB 13 FEB 13 MAR 13 MAR 13

DRAWING UNITS U.N.O. DIMENSIONS IN MILLIMETRES SCALE AT A3 (420x297mm) AS SHOWN
LEVELS IN METRES

DRAWING No.	REV.
DC269/1235	-

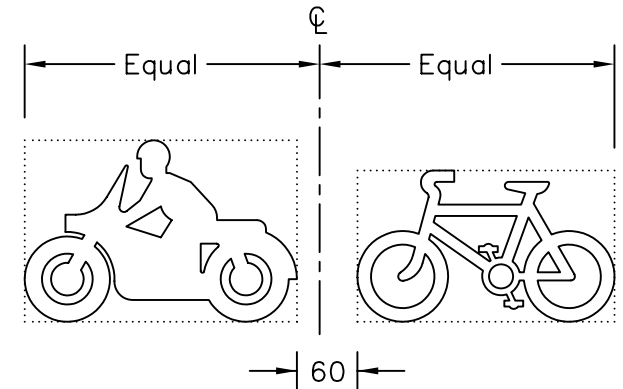
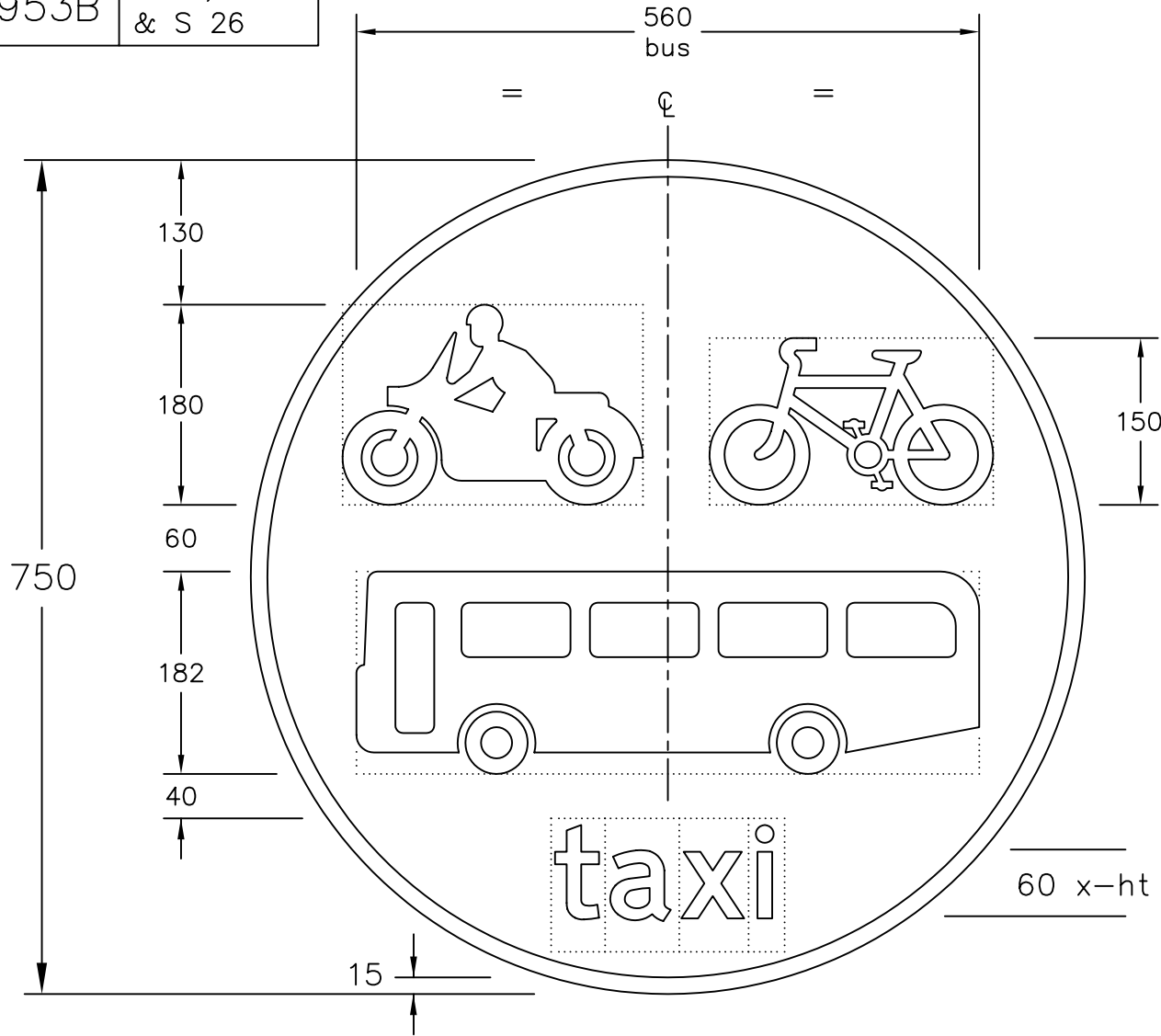
This map is reproduced from Ordnance Survey material with the permission of Ordnance Survey on behalf of the Controller of Her Majesty's Stationery Office © Crown Copyright. Unauthorised reproduction infringes Crown Copyright and may lead to prosecution or civil proceedings. Essex County Council, 100019602, 2013

Drawing No.
NP 953B

Related Drawings
S 24, S 25
& S 26

© CROWN COPYRIGHT

- NOTES: 1. The legend is from the Transport Medium alphabet at the x-height shown.
2. Details of the symbols are given on drawings S 24, S 25 sheet 1 and S 26.
3. The tile outlines do not form part of the sign.
4. COLOURS : Background ----- BLUE
Border & Symbols ---- WHITE
'taxi' ----- WHITE
5. The bus symbol may be varied to the 'local bus' symbol shown on drawing S 25 sheet 2.



NP953B

Before using this drawing, confirm that it has not been superseded.

Department for
Transport

Title: Regulatory Sign
BUS, SOLO MOTOR CYCLE,
CYCLE and TAXI ROUTE

Issue: Date:
A: 31.5.06
B:
C:

Drawn by:
R.M.
Approved by:
R.M.

Dimensions:
MILLIMETRES

Drawing No.
NP 953B