



**ROAD TRAFFIC REGULATION ACT 1984 - SECTIONS 64 AND 65  
AUTHORISATION OF TRAFFIC SIGNS AND SPECIAL DIRECTIONS**

The Secretary of State for Transport, in exercise of his powers under Sections 64 and 65 of the Road Traffic Regulation Act 1984, and of all other powers enabling him in that behalf, for the purpose of informing road users of conditions on the Bridgewater Circle in Trafford, Manchester, hereby:-

1. authorises the erection at the sites marked "D140" and "D144" on the attached plan numbered GT50/178/0010-1 of a traffic sign (hereinafter referred to as "the authorised sign A") conforming as to size, colour and character with that shown in the attached drawing numbered GT50/178/0010-2; and
2. authorises the erection at the site marked "S134" on the said plan of a traffic sign (hereinafter referred to as "the authorised sign B") conforming as to size, colour and character with that shown in the attached drawing numbered GT50/178/0010-3; and
3. authorises the erection at the site marked "S136" on the said plan of a traffic sign (hereinafter referred to as "the authorised sign C") conforming as to size, colour and character with that shown in the attached drawing numbered GT50/178/0010-4; and
4. authorises the erection at the sites marked "S137" and "S138" on the said plan of a traffic sign (hereinafter referred to as "the authorised sign D") conforming as to size, colour and character with that shown in the attached drawing numbered GT50/178/0010-5; and



5. authorises the erection at the site marked "BWC Gantry" on the said plan of gantry signs (hereinafter referred to as "the authorised gantry signs") conforming as to size, colour and character with that shown on the attached drawing numbered GT50/178/0010-6 save that
  - a) The legend "XXXX" may be varied to the number of spaces available, and
  - b) The legend "XXXX SPACES" may be varied to "FULL" or "CLOSED; and
6. authorises the erection at the said site on the said plan of a sign conforming as to size, colour and character with the gantry sign referenced D on the said plan; and
7. directs, without prejudice to any statutory provision to the like effect, that it is a condition of this authorisation that the erection of the authorised signs A, B, C and D and the authorised gantry signs at or near the said sites shall continue to have effect only until such day as may be appointed by one month's notice given by the Secretary of State in writing to the traffic authority for the removal or alteration of the authorised signs A, B, C and D and the authorised gantry signs and on that day the said authorisation shall, without prejudice to the giving of any further authorisation or direction, cease to have effect.

The provisions of Regulations 12, 18 and 19 of the Traffic Signs Regulations 2002 (Part I of S.I. 2002/3113, "the 2002 Regulations") shall apply to the authorised sign A in the same manner as they apply to the sign to diagram 2217 in Schedule 7 to those Regulations.

The provisions of Regulations 12, 18 and 19 of the 2002 Regulations shall apply to the authorised signs B and C in the same manner as they apply to the sign to diagram 960 in Schedule 5 to those Regulations.



Department  
for Transport

GT50/178/0010

The provisions of Regulations 12, 18 and 19 of the 2002 Regulations shall apply to the authorised sign D in the same manner as they apply to the sign to diagram 960 in Schedule 5 to those Regulations.



The provisions of Regulations 12, 18 and 19 of the 2002 Regulations shall apply to the authorised gantry signs in the same manner as they apply to diagram 2117 in Schedule 7 to those Regulations.

The provisions of Regulations 12, 18 and 19 of the 2002 Regulations as amended by the Traffic Signs (Amendment) (No. 2) Regulations 2011 (Part 1 of S.I. 2011/3041) shall apply to the signs referenced C and E on the authorised gantry signs in the same manner as they apply to diagram 2509.1 in Schedule 7 to those Regulations.

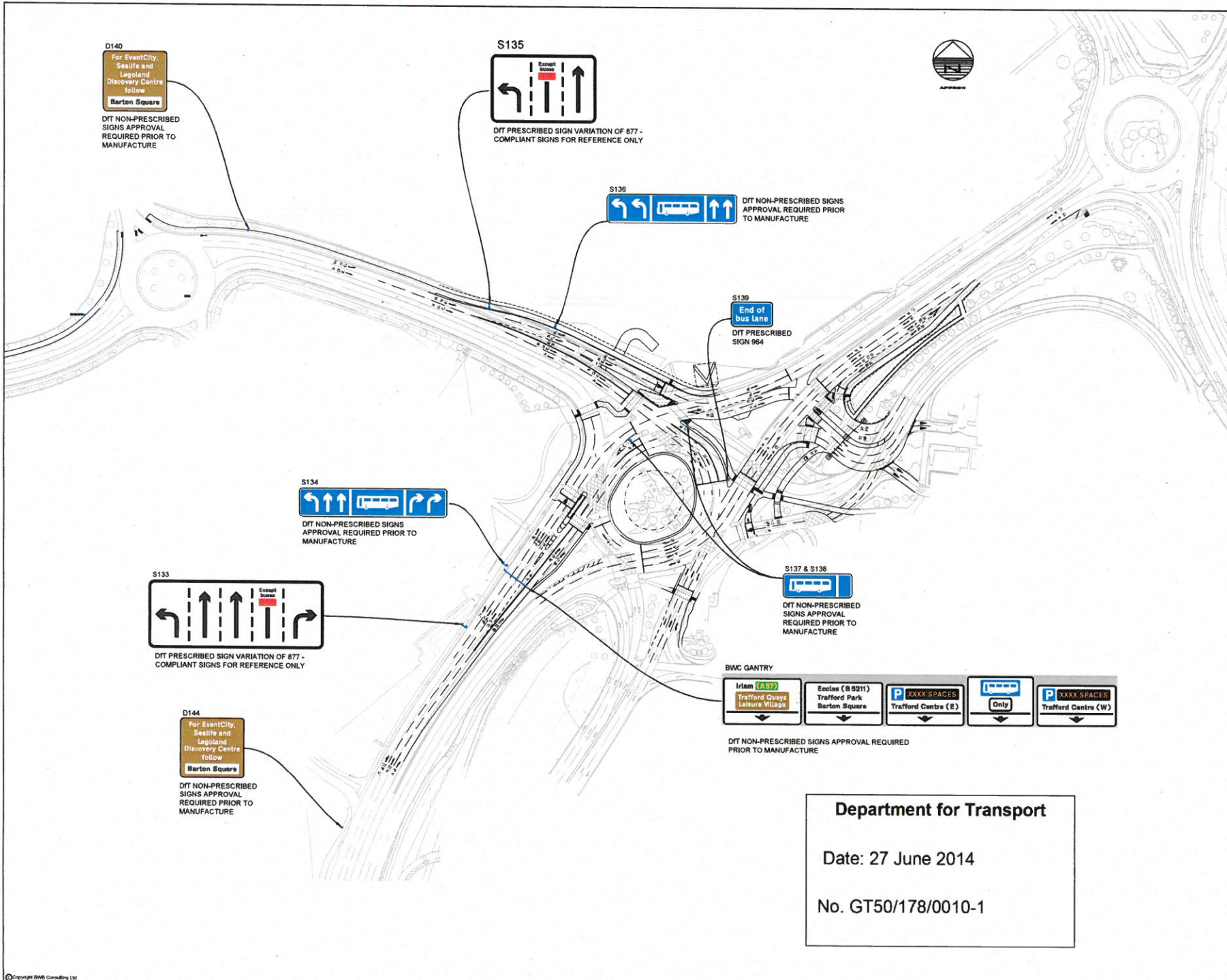
The provisions of Regulations 12, 18 and 19 of the 2002 Regulations shall apply to the sign referenced D on the authorised gantry signs in the same manner as they apply to diagram 959 in Schedule 5 Part II to those Regulations.

Dated ..... 8 July ..... 2014

Signed by authority of the Secretary of State

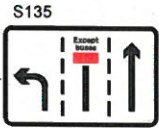


.....  
A Delegated Official of the Department for Transport



**D140**  
For EventCity, SeaLife and Legoland Discovery Centre follow Barton Square

DTI NON-PREScribed SIGNS APPROVAL REQUIRED PRIOR TO MANUFACTURE



**S135**  
DTI PRESCRIBED SIGN VARIATION OF 877 - COMPLIANT SIGNS FOR REFERENCE ONLY



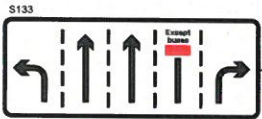
**S136**  
DTI NON-PREScribed SIGNS APPROVAL REQUIRED PRIOR TO MANUFACTURE

**S139**  
End of bus lane

DTI PRESCRIBED SIGN 964



**S134**  
DTI NON-PREScribed SIGNS APPROVAL REQUIRED PRIOR TO MANUFACTURE



**S133**  
DTI PRESCRIBED SIGN VARIATION OF 877 - COMPLIANT SIGNS FOR REFERENCE ONLY

**D144**  
For EventCity, SeaLife and Legoland Discovery Centre follow Barton Square

DTI NON-PREScribed SIGNS APPROVAL REQUIRED PRIOR TO MANUFACTURE

BWC GANTRY



DTI NON-PREScribed SIGNS APPROVAL REQUIRED PRIOR TO MANUFACTURE

**Department for Transport**  
  
Date: 27 June 2014  
  
No. GT50/178/0010-1

- NOTES**
1. DO NOT SCALE THIS DRAWING. ALL DIMENSIONS MUST BE CHECKED/VERIFIED ON SITE, IF IN DOUBT ASK.
  2. THIS DRAWING IS TO BE READ IN CONJUNCTION WITH ALL RELEVANT ARCHITECTS, ENGINEERS AND SPECIALISTS DRAWINGS AND SPECIFICATIONS.
  3. ALL DIMENSIONS IN MILLIMETRES UNLESS NOTED OTHERWISE. ALL LEVELS IN METRES UNLESS NOTED OTHERWISE.
  4. ANY DISCREPANCIES NOTED ON SITE ARE TO BE REPORTED TO THE ENGINEER IMMEDIATELY.

Rev	Date	Details of Issue / Revision	Drawn	Issue
01	27/06/14	ISSUED FOLLOWING DTI COMMENTS	LDH	SPH
02	28/06/14	UPDATED FOLLOWING PM No. 77	LDH	SPH
03	01/07/14	SIGNS AMENDED FOLLOWING DTI COMMENTS	LDH	SPH
04	01/07/14	SIGNS IN RED AND BLUE ADDED	SPH	SPH
05	27/06/14	SIGNS AMENDED FOLLOWING TRMC COMMENTS	LDH	SPH
06	01/07/14	GANTRY LOCATION ADDED	SPH	SPH
07	27/06/14	FOR APPROVAL	SPH	SPH

**ISSUES & REVISIONS**

Birmingham | 0121 233 3322  
 Leeds | 0113 233 9000  
 London | 020 7234 9122  
 Manchester | 0161 233 4240  
 Nottingham | 0115 924 1100  
[www.bwbconsulting.com](http://www.bwbconsulting.com)



Project Title  
**WESTERN GATEWAY INFRASTRUCTURE SCHEME**

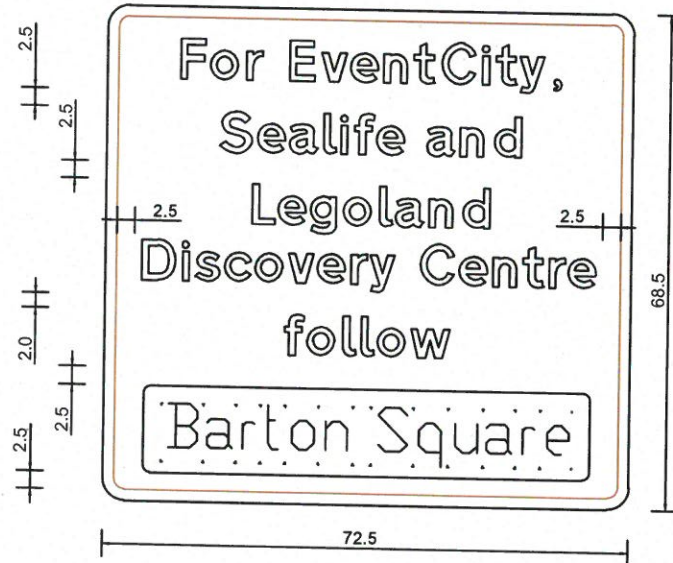
Drawing Title  
**BRIDGEWATER CIRCLE NON PRESCRIBED SIGN LOCATION PLAN**

Scale	1:2000	Drawn	S. Carter
Size	A3	Reviewed	S. Hilditch

Drawing Status  
**FOR APPROVAL**

Drawing No.	Revision
<b>NTH/2058/SK207</b>	<b>P7</b>

**SIGN NOT TO BE  
MANUFACTURED UNTIL DfT  
APPROVAL IS GRANTED**



Scheme Ref. WGIS	
Sign Ref. D140 & D144	x-height 100.0
Letter colour WHITE	SIGN FACE
Background BROWN	Width 1815mm
Border WHITE	Height 1710mm
Material Class RA2 (12899-1:2007)	Area 3.10sq.m

**Department for Transport**

Date: 27 June 2014

No. GT50/178/0010-2

**NOTES**

- DO NOT SCALE THIS DRAWING. ALL DIMENSIONS MUST BE CHECKED/ VERIFIED ON SITE. IF IN DOUBT ASK.
- THIS DRAWING IS TO BE READ IN CONJUNCTION WITH ALL RELEVANT ARCHITECTS, ENGINEERS AND SPECIALISTS DRAWINGS AND SPECIFICATIONS.
- x-HEIGHTS ARE IN MILLIMETRES. OTHER DIMENSIONS ARE IN STROKE WIDTHS UNLESS STATED OTHERWISE.
- COLOURS: BACKGROUND = BROWN  
LEGEND, SYMBOLS & BORDER = WHITE.
- DRAWING RELATES TO SIGNS S140 AND S144, SEE NTH/2058/SK207 FOR LOCATION DETAILS

P1	16.04.14	AMENDING FOLLOWING DfT COMMENTS	LDH	SRH
P2	08.01.14	AMENDING FOLLOWING DfT COMMENTS	LDH	SRH
P1	28.10.13	FOR APPROVAL	SC	SRH
Rev	Date	Details of issue / revision	Drw	Rev

**ISSUES & REVISIONS**

**BWB**  
CONSULTANCY | ENVIRONMENT  
INFRASTRUCTURE | BUILDINGS  
www.bwbconsulting.com

- Birmingham | 0121 233 3322
- Leeds | 0113 233 8000
- London | 020 7234 9122
- Manchester | 0161 233 4260
- Nottingham | 0115 924 1100

Client

**HOCHTIEF**

**BUCKINGHAM**  
Group Contracting

Project Title

**WESTERN GATEWAY  
INFRASTRUCTURE  
SCHEME**

Drawing Title

**SIGNS S140 AND S144  
DETAILS**

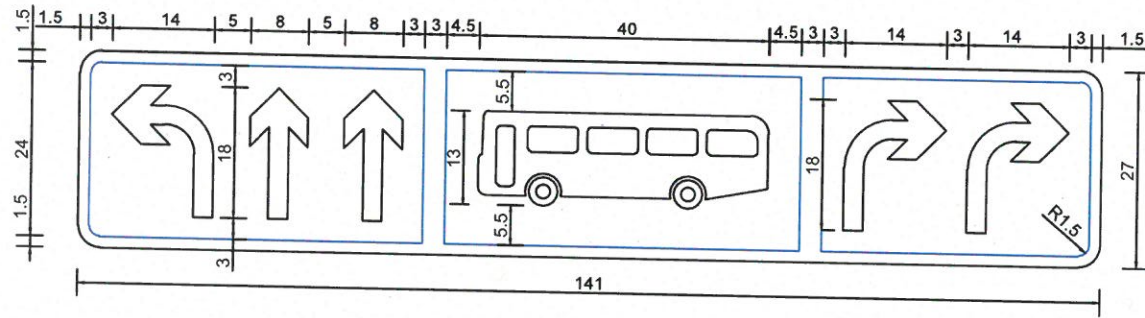
Scale	NTS	Drawn	S. Carter
Size	A4	Reviewed	S. Hilditch

Drawing Status

**FOR APPROVAL**

Drawing No.	Revision
<b>NTH/2058/SK255</b>	<b>P3</b>

**SIGN NOT TO BE MANUFACTURED UNTIL DfT APPROVAL IS GRANTED**




Scheme Ref. WGIS	
Sign Ref. S134	x-height 75.0
Letter colour WHITE	SIGN FACE
Background BLUE	Width 2645mm
Border WHITE	Height 505mm
Material Class RA2 (12899-1:2007)	Area 1.34sq.m

**Department for Transport**

Date: 27 June 2014

No. GT50/178/0010-3



- NOTES**
- DO NOT SCALE THIS DRAWING. ALL DIMENSIONS MUST BE CHECKED/ VERIFIED ON SITE. IF IN DOUBT ASK.
  - THIS DRAWING IS TO BE READ IN CONJUNCTION WITH ALL RELEVANT ARCHITECTS, ENGINEERS AND SPECIALISTS DRAWINGS AND SPECIFICATIONS.
  - x-HEIGHTS ARE IN MILLIMETRES, OTHER DIMENSIONS ARE IN STROKE WIDTHS UNLESS STATED OTHERWISE.
  - COLOURS: BACKGROUND = BLUE  
LEGEND, SYMBOLS & BORDER = WHITE.
  - DRAWING RELATES TO SIGN S134, SEE NTH/2058/SK207 FOR LOCATION DETAILS

Rev	Date	Details of issue / revision	Drw	Rev
P2	27.09.13	DETAILS AMENDED TMCB COMMENTS	LDH	SRH
P1	01.08.13	FOR APPROVAL	SC	SRH

**BWB**  
CONSULTANCY | ENVIRONMENT  
INFRASTRUCTURE | BUILDINGS  
www.bwbconsulting.com

- Birmingham | 0121 233 3322
- Leeds | 0113 233 8000
- London | 020 7234 9122
- Manchester | 0161 233 4280
- Nottingham | 0115 924 1100

Client

**HOCHTIEF**

**BUCKINGHAM**  
Group Contracting

Project Title

**WESTERN GATEWAY  
INFRASTRUCTURE  
SCHEME**

Drawing Title

**SIGN S134 DETAILS**

Scale	NTS	Drawn	S. CARTER
Size	A4	Reviewed	S. HILDITCH

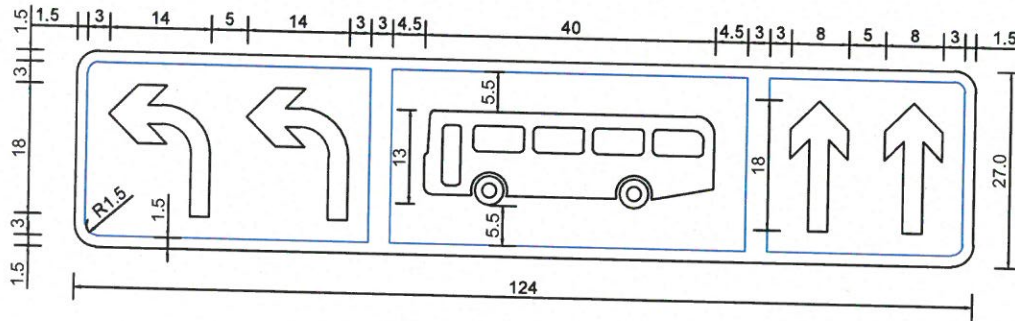
Drawing Status

**FOR APPROVAL**

Drawing No.	Revision
<b>NTH/2058/SK209</b>	<b>P2</b>

**SIGN NOT TO BE  
MANUFACTURED UNTIL DfT  
APPROVAL IS GRANTED**

- NOTES**
- DO NOT SCALE THIS DRAWING. ALL DIMENSIONS MUST BE CHECKED/ VERIFIED ON SITE. IF IN DOUBT ASK.
  - THIS DRAWING IS TO BE READ IN CONJUNCTION WITH ALL RELEVANT ARCHITECTS, ENGINEERS AND SPECIALISTS DRAWINGS AND SPECIFICATIONS.
  - x-HEIGHTS ARE IN MILLIMETRES. OTHER DIMENSIONS ARE IN STROKE WIDTHS UNLESS STATED OTHERWISE.
  - COLOURS: BACKGROUND = BLUE  
LEGEND, SYMBOLS & BORDER = WHITE.
  - DRAWING RELATES TO SIGN S136, SEE NTH/2058/SK207 FOR LOCATION DETAILS



Scheme Ref. WGIS	
Sign Ref. S136	x-height 50.0
Letter colour WHITE	SIGN FACE
Background BLUE	Width 1550mm
Border WHITE	Height 340mm
Material Class RA2 (12899-1:2007)	Area 0.52sq.m

**Department for Transport**

Date: 27 June 2014

No. GT50/178/0010-4



P2	27.09.13	DETAILS AMENDED TMCB COMMENTS	LDH	SRH
P1	01.08.13	FOR APPROVAL	SC	SRH
Rev	Date	Details of issue / revision	Drw	Rev

**ISSUES & REVISIONS**

**BWB**  
CONSULTANCY | ENVIRONMENT  
INFRASTRUCTURE | BUILDINGS  
www.bwbconsulting.com

- Birmingham | 0121 233 3322
- Leeds | 0113 233 8000
- London | 020 7234 9122
- Manchester | 0161 233 4260
- Nottingham | 0115 924 1100

Client

**HOCHTIEF**

**BUCKINGHAM**  
Group Contracting

Project Title

**WESTERN GATEWAY  
INFRASTRUCTURE  
SCHEME**

Drawing Title

**SIGN S136 DETAILS**

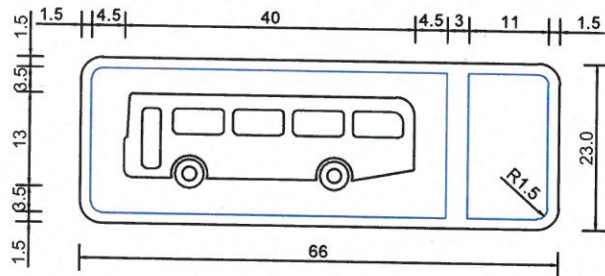
Scale	NTS	Drawn	S. CARTER
Size	A4	Reviewed	S. HILDITCH

Drawing Status

**FOR APPROVAL**

Drawing No.	Revision
<b>NTH/2058/SK211</b>	<b>P2</b>

**SIGN NOT TO BE  
MANUFACTURED UNTIL DfT  
APPROVAL IS GRANTED**



Scheme Ref. WGIS		
Sign Ref. S137 & S138		x-height 50.0
Letter colour WHITE		SIGN FACE
Background BLUE		Width 825mm
Border WHITE		Height 290mm
Material Class RA2 (12899-1:2007)		Area 0.24sq.m

**Department for Transport**

Date: 27 June 2014

No. GT50/178/0010-5

**NOTES**

1. DO NOT SCALE THIS DRAWING. ALL DIMENSIONS MUST BE CHECKED/ VERIFIED ON SITE. IF IN DOUBT ASK.
2. THIS DRAWING IS TO BE READ IN CONJUNCTION WITH ALL RELEVANT ARCHITECTS, ENGINEERS AND SPECIALISTS DRAWINGS AND SPECIFICATIONS.
3. x-HEIGHTS ARE IN MILLIMETRES, OTHER DIMENSIONS ARE IN STROKE WIDTHS UNLESS STATED OTHERWISE.
4. COLOURS: BACKGROUND = BLUE  
LEGEND, SYMBOLS & BORDER = WHITE.
5. DRAWING RELATES TO SIGNS S137 & S138. SEE NTH/2058/SK207 FOR LOCATION DETAILS

P2	27.09.13	DETAILS AMENDED TMCB COMMENTS	LDH	SRH
P1	01.08.13	FOR APPROVAL	SC	SRH
Rev	Date	Details of issue / revision	Drw	Rev

**ISSUES & REVISIONS**

**BWB**  
CONSULTANCY | ENVIRONMENT  
INFRASTRUCTURE | BUILDINGS  
www.bwbconsulting.com

- Birmingham | 0121 233 3322
- Leeds | 0113 233 8000
- London | 020 7234 9122
- Manchester | 0161 233 4250
- Nottingham | 0115 924 1100

**Client**

**HOCHTIEF**

**BUCKINGHAM**  
Group Contracting

**Project Title**

**WESTERN GATEWAY  
INFRASTRUCTURE  
SCHEME**

**Drawing Title**

**SIGNS S137 & S138  
DETAILS**

Scale	NTS	Drawn	S. CARTER
Size	A4	Reviewed	S. HILDITCH

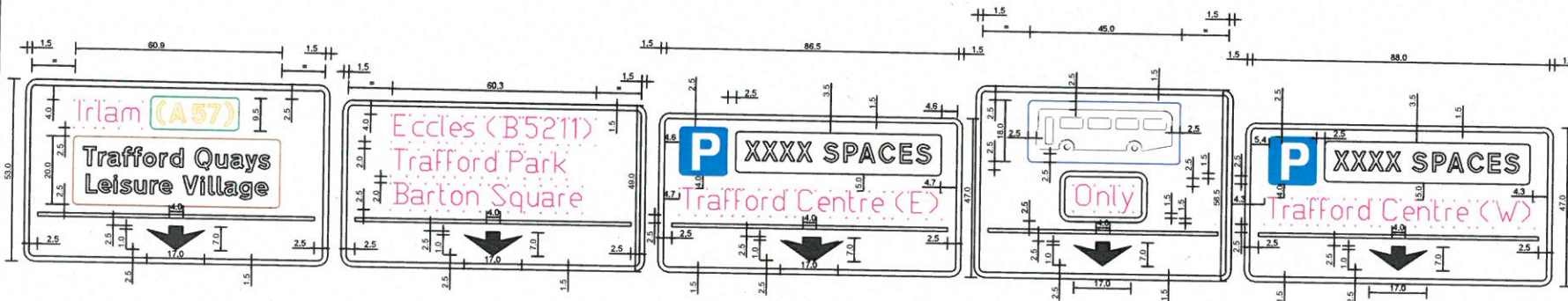
**Drawing Status**

**FOR APPROVAL**

Drawing No.	Revision
<b>NTH/2058/SK212</b>	<b>P2</b>



SIGN NOT TO BE  
MANUFACTURED UNTIL DfT  
APPROVAL IS GRANTED



- NOTES
1. DO NOT SCALE THIS DRAWING. ALL DIMENSIONS MUST BE CHECKED/VERIFIED ON SITE, IF IN DOUBT ASK.
  2. THIS DRAWING IS TO BE READ IN CONJUNCTION WITH ALL RELEVANT ARCHITECTS, ENGINEERS AND SPECIALISTS DRAWINGS AND SPECIFICATIONS.
  3. x-HEIGHTS ARE IN MILLIMETRES. OTHER DIMENSIONS ARE IN STROKE WIDTHS UNLESS STATED OTHERWISE.
  4. COLOURS ARE AS SHOWN ON DRAWING.
  5. SEE NTH2058/SK207 FOR LOCATION DETAILS

Scheme Ref. WGS		Scheme Ref. WGS		Scheme Ref. WGS		Scheme Ref. WGS		Scheme Ref. WGS	
Sign Ref. BWC Gantry 1	x-height 150.0	Sign Ref. BWC Gantry 2	x-height 150.0	Sign Ref. BWC Gantry 3	x-height 150.0	Sign Ref. Gantry 4	x-height 150.0	Sign Ref. BWC Gantry 5	x-height 150.0
Letter colour BLACK	SIGN FACE	Letter colour BLACK	SIGN FACE	Letter colour BLACK	SIGN FACE	Letter colour BLACK	SIGN FACE	Letter colour BLACK	SIGN FACE
Background WHITE	Width 3355mm	Background WHITE	Width 3355mm	Background WHITE	Width 3355mm	Background WHITE	Width 2850mm	Background WHITE	Width 3415mm
Border BLACK	Height 1990mm	Border BLACK	Height 1840mm	Border BLACK	Height 1760mm	Border BLACK	Height 2120mm	Border BLACK	Height 1765mm
Material Class RA2 (12899-1:2007)	Area 6.67sq.m	Material Class RA2 (12899-1:2007)	Area 6.17sq.m	Material Class RA2 (12899-1:2007)	Area 5.92sq.m	Material Class RA2 (12899-1:2007)	Area 6.04sq.m	Material Class RA2 (12899-1:2007)	Area 6.01sq.m

A B C D E



Scheme Ref. WGS	
Sign Ref. BWC Backing Board	x-height 150.0
Letter colour N/A	SIGN FACE
Background GREY	Width 17030mm
Border N/A	Height 2220mm
Material Class RA2 (12899-1:2007)	Area 37.79sq.m

Department for Transport  
Date: 27 June 2014  
No. GT50/178/0010-6

Rev	Date	By	Check	Issue
P4	15/04/14	AW/NE/14	FW/CH/14	OT COMMENTS
P3	14/02/14	AW/NE/14	FW/CH/14	UPDATED TO REF. DfT PAP No. 77
P2	29/01/14	AW/NE/14	FW/CH/14	AMENDING FOLLOWING DfT COMMENTS
P1	15/01/13	AW/NE/13	FW/CH/13	FOR APPROVAL
Rev	Date	By	Check	Issue / Revision

ISSUES & REVISIONS

Birmingham | 0121 233 3322  
 Leeds | 0113 233 8000  
 London | 020 7234 9122  
 Manchester | 0161 233 4240  
 Nottingham | 0115 924 9100  
[www.bwbconsulting.com](http://www.bwbconsulting.com)



Project Title  
**WESTERN GATEWAY  
INFRASTRUCTURE  
SCHEME**

Drawing Title  
**BRIDGEWATER CIRCLE  
GANTRY SIGN DETAILS**

Scale	NTS	Drawn	S. Carter
Size	A3	Reviewed	S. Hilditch

Drawing Status  
**FOR APPROVAL**

Drawing No.  
**NTH/2058/SK215**

Revision  
**P4**