



ROAD TRAFFIC REGULATION ACT 1984 – SECTIONS 64 AND 65
AUTHORISATION OF TRAFFIC SIGNS AND SPECIAL DIRECTIONS

The Secretary of State for Transport, in exercise of his powers under Sections 64 and 65 of the Road Traffic Regulation Act 1984, and of all other powers enabling him in that behalf, for the purpose of informing road users of an off side bus lane on the A40 London Road, Headington, Oxford, hereby:-

1. authorises the erection at or within 5 metres of the site marked S2 on the attached plan numbered GT50/120/0018-1 of a traffic sign (hereinafter referred to as “the authorised sign”) conforming as to size, colour and character with that shown on the attached drawing numbered NP 959.5; and
2. directs that, notwithstanding the provisions of Direction 18(3) of the Traffic Signs General Directions 2002 (Part II of S.I. 2002/3113), the authorised sign shall be used with the road markings to diagram 1048 in Schedule 6 to the Traffic Signs Regulations 2002 (Part I of S.I. 2002/3113, “the 2002 Regulations”); and
3. directs that it is a condition of this authorisation that the authorised sign may be placed only to indicate the effect of a corresponding Traffic Regulation Order; and
4. directs, without prejudice to any statutory provision to the like effect, that it is a condition of this authorisation that the erection of the authorised sign at or near the said site shall continue to have effect only until such day as may be appointed by one month’s notice given by the Secretary of State in writing to the traffic authority for the removal or alteration of the authorised sign and on that day the said authorisation shall, without prejudice to the giving of any further authorisation or direction, cease to have effect.




Department
for Transport


GT50/120/0018

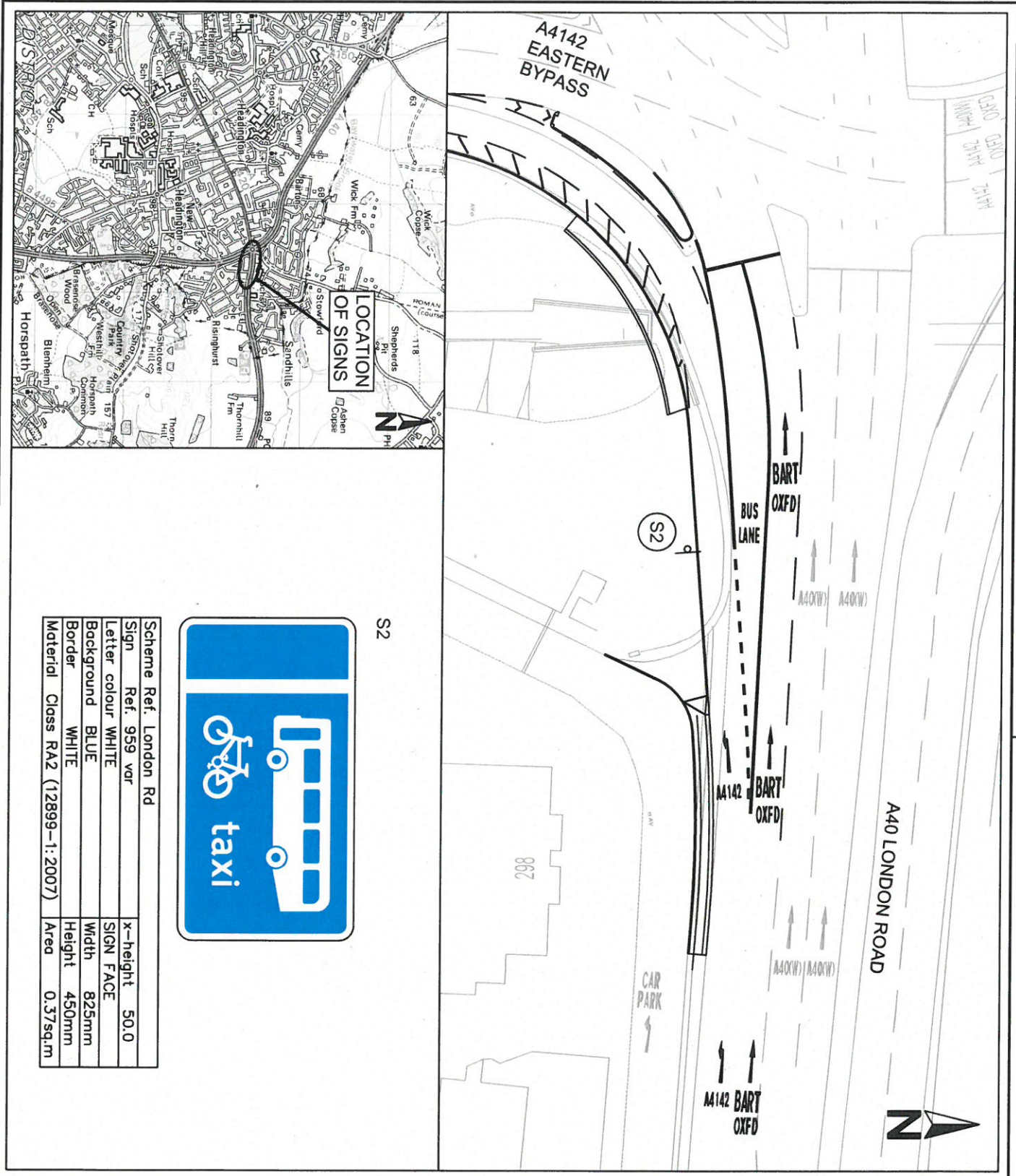
The provisions of Regulations 12, 18 and 19 of the 2002 Regulations shall apply to the authorised sign in the same manner as they apply to the sign to diagram 959 in Schedule 5 to those Regulations.

Dated 10 July 2014



.....
A Delegated Official of the of the Department Transport





Department for Transport

Date: 07 July 2014

No. GT50/120/0018-1

SAFETY, HEALTH AND ENVIRONMENTAL INFORMATION

IN ADDITION TO THE HAZARDOUSNESS NORMALLY ASSOCIATED WITH THE TYPES OF WORK DETAIL ON THIS DRAWING NOTE THE FOLLOWING SIGNIFICANT RESIDUAL RISKS

CONSTRUCTION	ENTER NONE IF APPLICABLE
MAINTENANCE/CLEANING	ENTER NONE IF APPLICABLE
USE	ENTER NONE IF APPLICABLE
DECOMMISSION/DEMOLITION	ENTER NONE IF APPLICABLE

Rev.	Date	Purpose of revision	Drawn	Checked	Approved
1	30 6 14	Removal of sign S01	SAC	EA	EA

OXFORDSHIRE COUNTY COUNCIL

Mark Kemp
 Deputy Director - Commercial
 Enterprise & Economy
 Oxfordshire County Council
 Spenswood House
 Spenswood Street
 OX1 1NE
 Tel: (01865) 815700

Project title
 A420 London Road
 Improvement Scheme
 Headington, Oxford

Drawing title
 Application for Authorisation
 of Non-Prescribed Traffic Signs

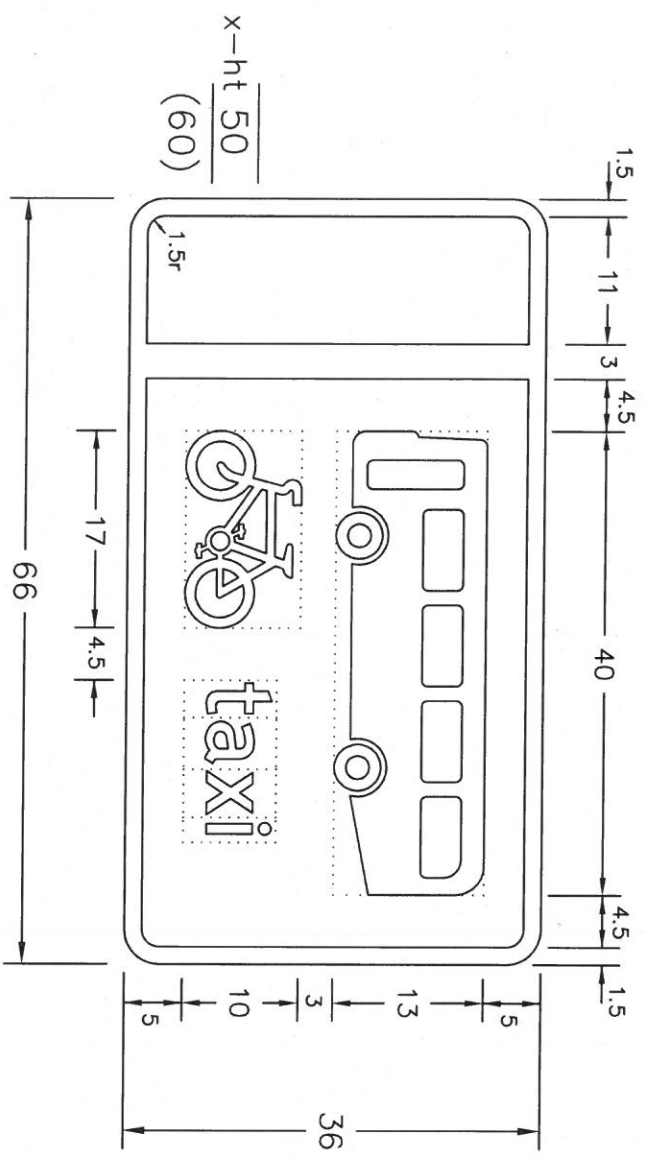
Drawing Status

Detailed Design	
Scale @ A4	1:500
Drawn by	SAC
Checked by	EA
Date issued	21.5.14
Date approved	21.5.14
Authorisation Project No. & File Ref	CN3400001
Drawing No.	S-000634/DET/1200/201
Revision	1

Drawing No. NP 959.5
 Related Drawings S 24 & S 25 sheets 1 & 2

© CROWN COPYRIGHT

- NOTES: -
1. The legend 'taxi' is from the Transport Medium alphabet at the x-heights shown.
 2. Symbol details are given on drawings S 24 and S 25 sheets 1. The symbols must face left unless the lane is a right turn only lane.
 3. The tile outlines do not form part of the sign.
 4. COLOURS : Background ----- BLUE
 Legend, Symbols & Border ---- WHITE
 5. DIMENSIONS : x-heights are in millimetres, other dimensions are in stroke widths. (4sw = x-height)
 6. VARIANTS : The legend 'taxi' may be omitted. The legend 'local' may be added and the bus symbol shown on dwg S 25 sheet 2 must be used. A timeplate may be added in the same colours (see dwg. P 961).



	Height	Width
	50	825
	60	540
		990

NP959x5

Department for
Transport

Title: Regulatory Sign
 OFF SIDE BUS LANE

Issue: Date:
 A: 17.7.03
 B:
 C:

Drawn by: L.W.
 Approved by: R.M.

Dimensions: SEE NOTE 5

Drawing No. NP 959.5

Before using this drawing, confirm that it has not been superseded.