



**ROAD TRAFFIC REGULATION ACT – SECTIONS 64 AND 65
AUTHORISATION OF TRAFFIC SIGNS AND SPECIAL DIRECTIONS**

The Secretary of State for Transport, in exercise of his powers under Sections 64 and 65 of the Road Traffic Regulation Act 1984, and of all other powers enabling him in that behalf, for the control of traffic at the Barton High Level Bridge in the Borough of Trafford, hereby:-

1. authorises the erection at or within 5 metres of the sites marked with blue symbols on the attached set of plans numbered GT50/178/0015-1 of a light signal (hereinafter referred to as "the authorised signal") conforming as to size, colour and character with that shown in the attached drawing numbered NP 3015; and
2. directs that the authorised signal may only be placed at the said sites if the apparatus (including the contents of all instructions stored in it) used in connection with it is of a type which has been agreed by the Secretary of State as appropriate to the sites and application; and
3. directs, without prejudice to any statutory provision to the like effect, that it is a condition of this authorisation that the erection of the authorised signal at or near the said sites shall continue to have effect only until such day as may be appointed by one month's notice given by the Secretary of State in writing to the traffic authority for the removal or alteration of the authorised signal and on that day the said authorisation shall, without prejudice to the giving of any further authorisation or direction, cease to have effect.



Department
for Transport


GT50/178/0015

Section 36 of the Road Traffic Act 1988 shall apply to the authorised signal as it applies to the signal to diagram 3014 in Schedule 8 to the Traffic Signs Regulations 2002 (Part I of S.I. 2002/3113, "the 2002 Regulations").


The provisions of Regulations 12, 39(1) and 40 of the 2002 Regulations shall apply to the authorised signal in the same manner as they apply to the signal to diagram 3014 in Schedule 8 to those Regulations.

Dated 31 March 2015

Signed by authority of the Secretary of State

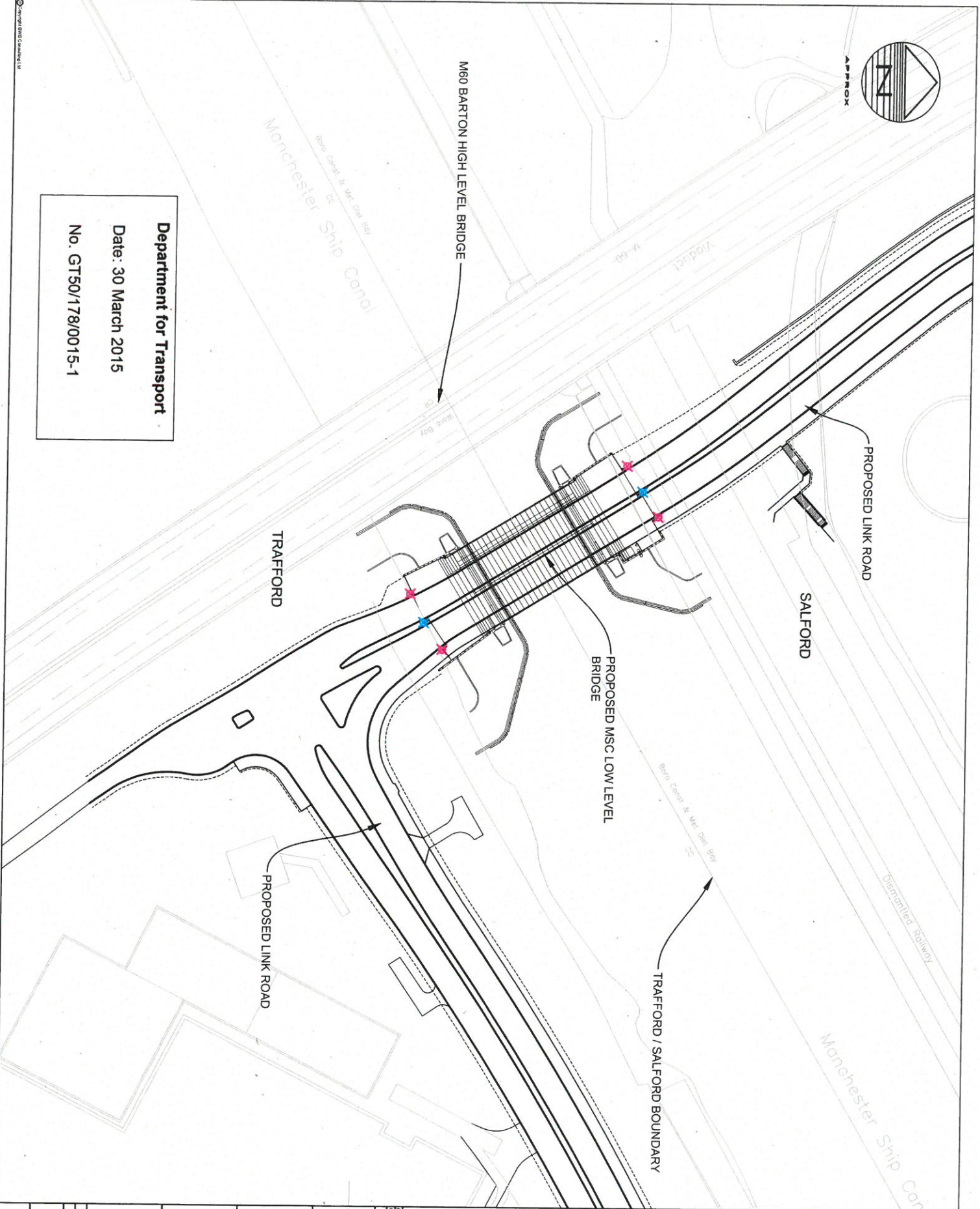
.....


A Delegated Official in the Department for Transport





APPROX



Department for Transport
 Date: 30 March 2015
 No. GT50/178/0015-1

- NOTES**
1. DO NOT SCALE THIS DRAWING. ALL DIMENSIONS AND AREAS SHOULD BE CHECKED, VERIFIED ON SITE. IF IN DOUBT ASK THE ENGINEER.
 2. THIS DRAWING IS TO BE READ IN CONJUNCTION WITH ALL RELEVANT SPECIFICATIONS AND SPECIALIST DRAWINGS AND SPECIFICATIONS.
 3. ALL DIMENSIONS IN MILLIMETRES UNLESS NOTED OTHERWISE. ALL LEVELS IN METRES UNLESS NOTED OTHERWISE.
 4. ANY DISCREPANCIES NOTED ON SITE ARE TO BE REPORTED TO THE ENGINEER IMMEDIATELY.

- KEY**
- WIG WAS SIGNAL TO DIAGRAM 3014
 - WIG WAS SIGNAL TO DIAGRAM 182015

NO.	DATE	DESCRIPTION	BY	CHECKED
1	20/03/15	ISSUED FOR CONSTRUCTION		
2		ISSUED FOR CONSTRUCTION		
3		ISSUED FOR CONSTRUCTION		

BWB
 BUCKINGHAM GROUP
 CONSULTANCY & PROJECT MANAGEMENT
 100, GERRARD STREET, WINDYBUSH, LEICESTER, LE18 3PS
 TEL: 0116 252 8000
 FAX: 0116 252 8001
 EMAIL: info@bwbgroup.com
 www.bwbgroup.com

HOCHTIEF
 BUCKINGHAM
 Group Contracting

SALFORD WESTERN GATEWAY INFRASTRUCTURE SCHEME

MANCHESTER SHIP CANAL CROSSING: WIG WAS SIGNAL LOCATION

Scale: 1:1,000
 Date: 30/03/15
 Drawn: S. HADJICHA
 Checked: S. HADJICHA
FOR INFORMATION
 Drawing No: **NTH/2058/SK344**
 Revision: **P1**