



**ROAD TRAFFIC REGULATION ACT 1984 – SECTIONS 64 AND 65  
AUTHORISATION OF TRAFFIC SIGNS AND SPECIAL DIRECTIONS**

The Secretary of State for Transport, in exercise of his powers under Sections 64 and 65 of the Road Traffic Regulation Act 1984, and of all other powers enabling him in that behalf, for the control of traffic at the Poole Bridge in Poole, Dorset, hereby:-

1. authorises the erection at or within 5 metres of the sites marked with red circles in the attached set of plans numbered GT50/010/0008-1 of a light signal (hereinafter referred to as “the authorised signal”) conforming as to size, colour and character with that shown in the attached drawing numbered NP 3015; and
2. directs that the authorised signal may only be erected at the said sites if the apparatus (including the contents of all instructions stored in it) used in connection with it meets the requirements of Schedule 14, General Direction 46 of the Traffic Signs General Directions 2016 (Part 2 of S.I. 2016/362); and
3. directs, without prejudice to any statutory provision to the like effect, that it is a condition of this authorisation that the erection of the authorised signal at or near the said sites shall continue to have effect only until such day as may be appointed by one month’s notice given by the Secretary of State in writing to the traffic authority for the removal or alteration of the authorised signal and on that day the said authorisation shall, without prejudice to the giving of any further authorisation or direction, cease to have effect.



Department  
for Transport

GT50/010/0008

Section 36 of the Road Traffic Act 1988 shall apply to the authorised signal as it applies to the signal to diagram 3014 in Schedule 14, Part 2, Item 5 of the Traffic Signs Regulations 2016 (Part 1 of S.I. 2016/362, "the 2016 Regulations").


The provisions of Regulation 7 and Schedule 14, Part 1; Paragraph 8 of the 2016 Regulations shall apply to the authorised signal in the same manner as they apply to the signal to diagram 3014 in Schedule 14, Part 2, Item 5 of those Regulations.

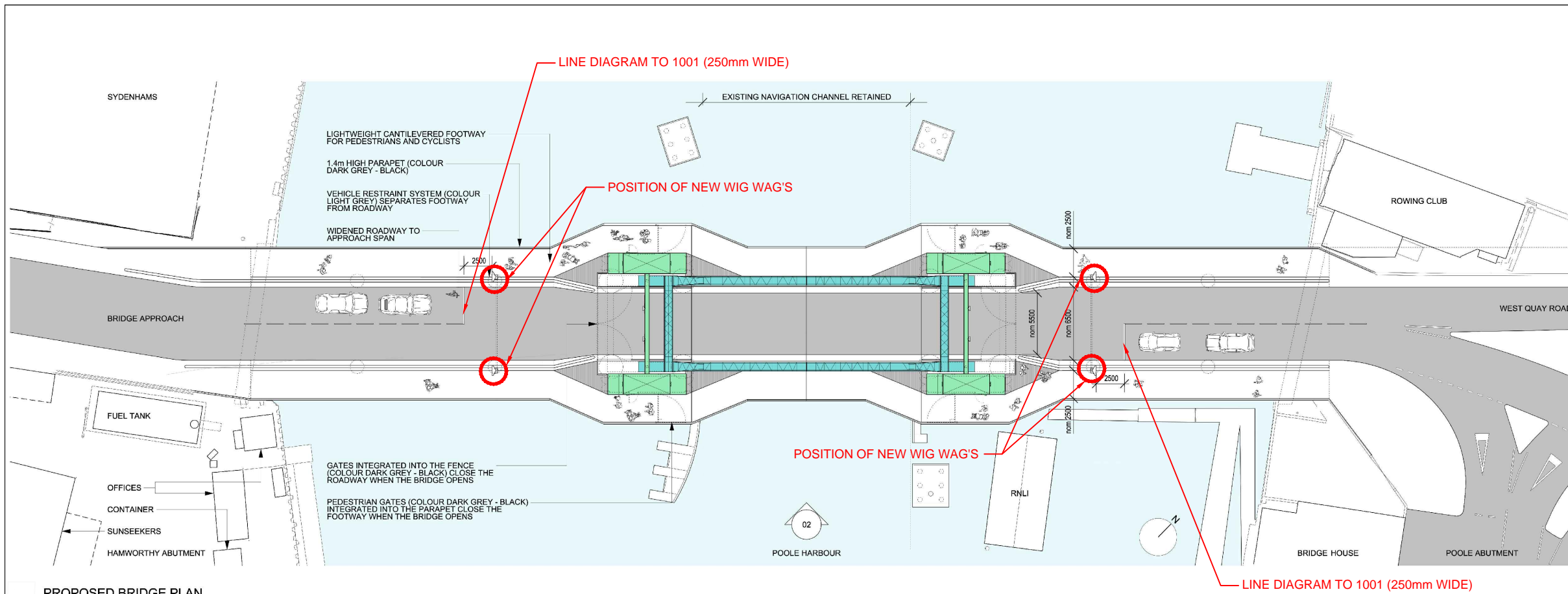
Dated 14 July ..... 2016

Signed by authority of the Secretary of State

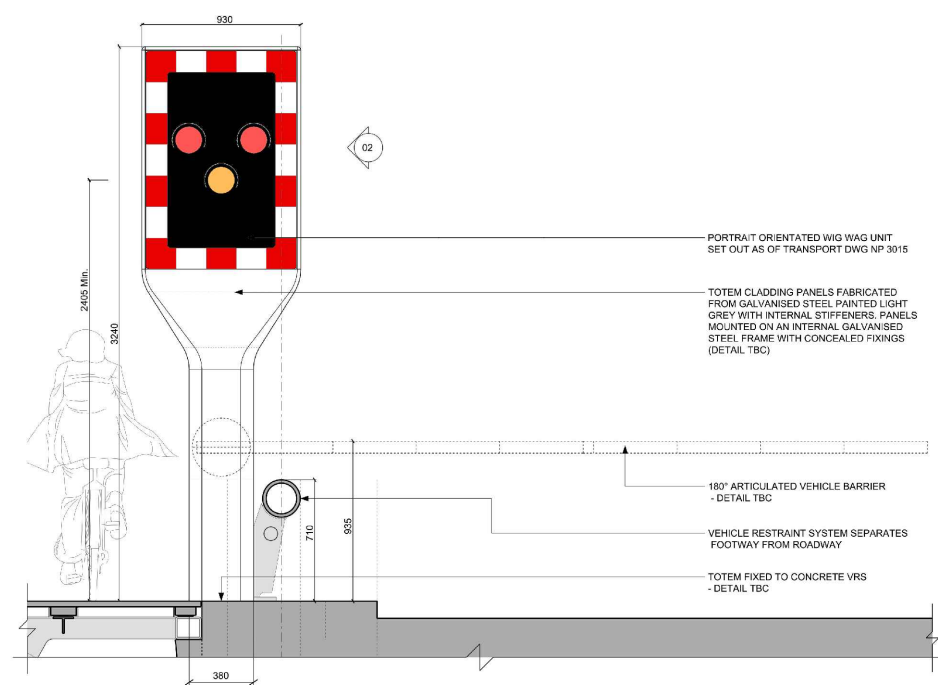


.....  
A Delegated Official of the Department for Transport

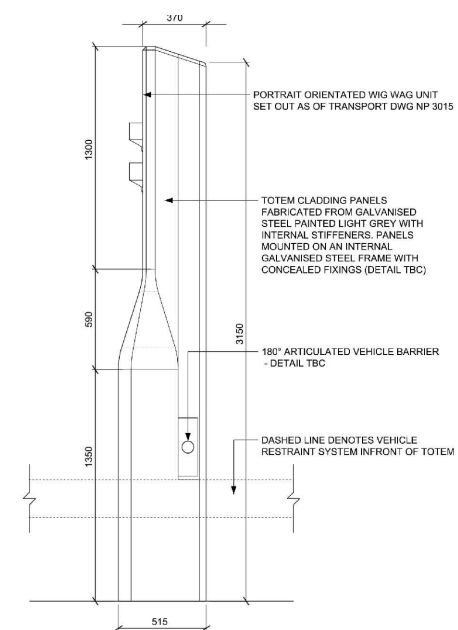




**PROPOSED BRIDGE PLAN**  
1:250



**01 TOTEM - FRONT ELEVATION**  
1:20



**02 TOTEM - SIDE ELEVATION**  
1:20

**Department for Transport**  
Date: 14 July 2016  
No. GT50/010/0008-1

Revisions	Drawn	Checked	Approved	Date	Description
A	JC			3/2/16	CYCLE WAITING AREAS REMOVED, STOP LINES MOVED 2.5m FROM WIG WAGS

**Borough of Poole**  
Transportation Services  
J.C. RICE BSC (Hons), C.Eng, MICE  
Engineering Manager


**mouchel**  
building great relationships


**WilkinsonEyre.Architects**

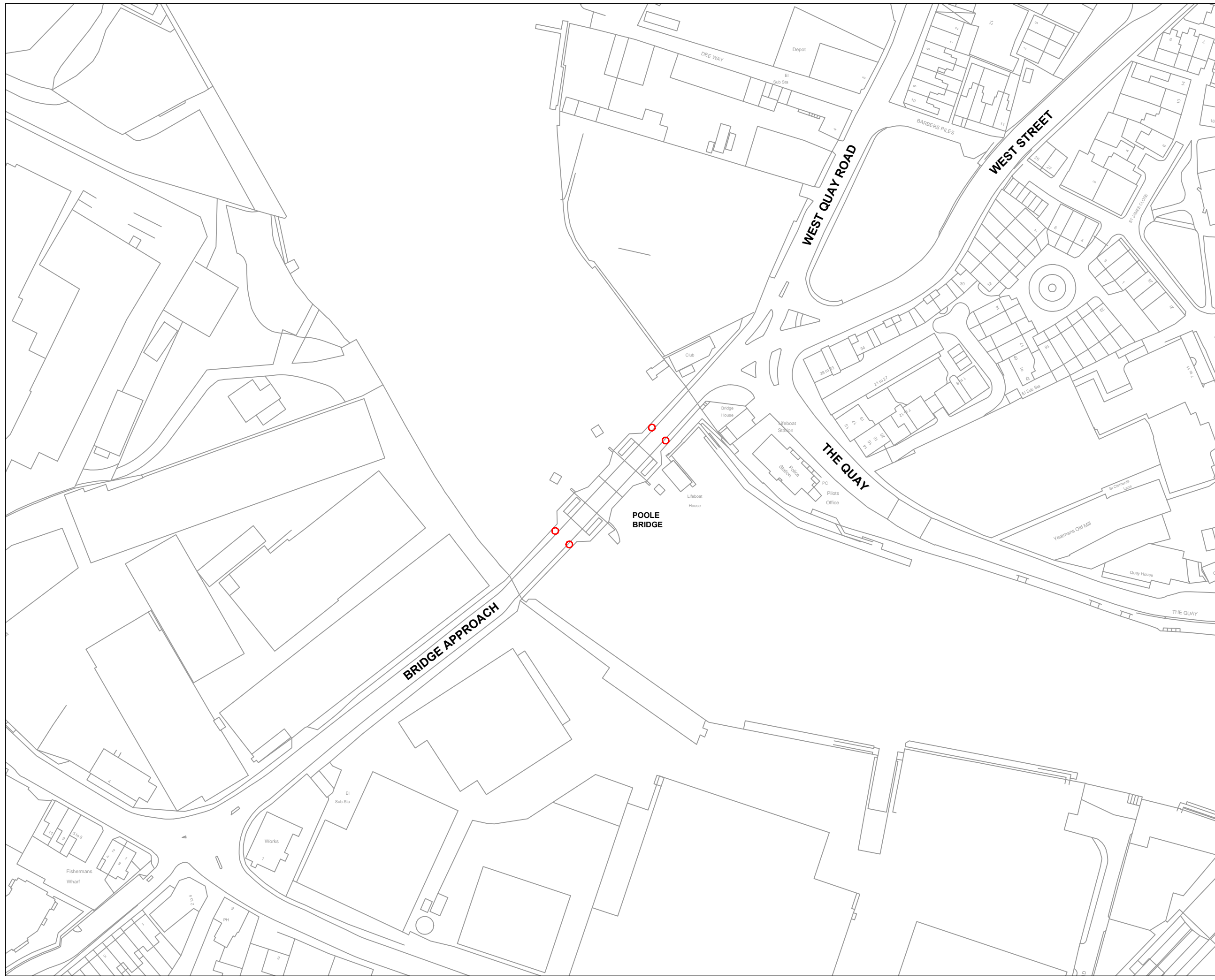
SCHEME  
**POOLE BRIDGE APPROACH SPANS**

TITLE  
**PROPOSED WIG WAG DETAILS**

SCALES (at A3)	DATE	DRAWN
1:400	02-12-2015	JC
DRAWING NUMBER		
SCHEME	DRAWING	VARIANT
<b>JC1001</b>	<b>389</b>	<b>A</b>



 Proposed Wig Wag positions



Revisions	No.	Drawn	Date

**Borough of Poole** 

Transportation Services  
 J.C.RICE BSC (Hons), C.Eng, MICE  
 Engineering Manager

**SCHEME**  
**POOLE BRIDGE  
 APPROACH SPANS**

**TITLE**  
**WIG WAG LOCATION  
 PLAN**

DATE <b>JULY 2016</b>	DRAWN <b>JC</b>	CHECKED
SCALES <b>1:1250</b>	SIZE <b>A3</b>	SECTION <b>ENG</b>
<b>DRAWING NUMBER</b>		
SCHEME <b>JC1001</b>	DRAWING <b>396</b>	VARIANT



Drwg.No.

NP 3015

© CROWN COPYRIGHT. This drawing must NOT be reproduced. Further copies may be obtained from the Department of Transport, SSL1 Traffic Policy Division

NOTES:- 1. These signals may not be used on the public highway without the authority of the Secretary of State for Transport. Applications for authorisation shall be submitted to the Regional Office of the Department of Transport.

2. Colours:- BS.873:Part 6 (Black & White- Table 5 Other colours- Clause 4.3.3)

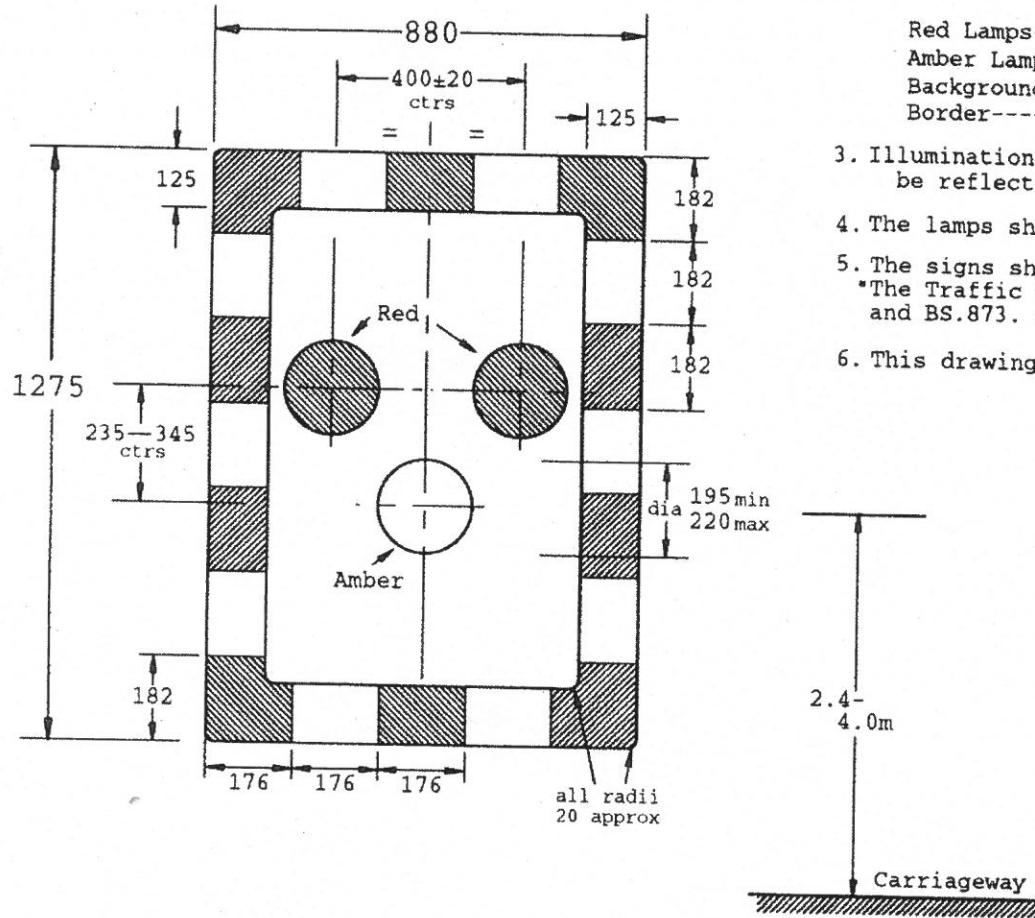
Red Lamps----- Signal Red(Class B1) } Transmitted Colours  
Amber Lamps----- Signal Yellow(Class A) } BS.1376 Table 1  
Background----- Black  
Border----- Red & White

3. Illumination: The Red and White chequered border shall be reflectorised in accordance with TSRGD requirements.

4. The lamps shall be electrically operated.

5. The signs shall comply with the current editions of "The Traffic Signs Regulations and General Directions" and BS.873. as they apply to diag.3014.

6. This drawing replaces WBM 233 and WBM 3013.2.



NP3015

Before using this drawing, confirm with SSL1 section that it has not been superseded.

ALL DIMENSIONS ARE IN MILLIMETRES

FIRST ISSUED: 19.11.90
REVISIONS: 1. Authorisation note added 13.5.91
THIS ISSUE: Drawn: S.P. Approved:
Title: Light Signals WIG-WAG SIGNAL Narrow Central Reserves and Level Crossings
DEPARTMENT OF TRANSPORT
Drwg.No. NP 3015