Department
for Transport

GT50/100/0028

ROAD TRAFFIC REGULATION ACT 1984 – SECTIONS 64 AND 65
AUTHORISATION OF TRAFFIC SIGNS AND SPECIAL DIRECTIONS

The Secretary of State for Transport, in exercise of his powers under Sections 64 and 65 of the Road Traffic Regulation Act 1984, and of all other powers enabling him in that behalf, for the purpose of informing road users of a no entry road with exceptions for trams and cycles along the Second City Crossing Metrolink tram route in Central Manchester, hereby:-

1. authorises the erection at or within 5 metres of the sites shown schematically in the attached set of plans numbered GT50/100/0028-1 of a traffic sign consisting of a plate (hereinafter referred to as "the authorised plate") conforming as to size, colour and character with that shown on the attached drawing numbered GT50/100/0028-2; and

2. directs that the authorised plate shall only be used with the sign to diagram 616 in Schedule 3, Part 2, Item 10 of the Traffic Signs Regulations 2016 (Part 1 of S.I. 2016/362, "the 2016 Regulations"); and

3. directs that the provisions of Schedule 3, Part 3, Paragraph 11 of the 2016 Regulations shall not apply to the sign to diagram 616 in Schedule 3 to those Regulations when used with the authorised plate; and

4. directs that it is a condition of this authorisation that the authorised plate may be placed only to indicate the effect of a corresponding Traffic Regulation Order; and

5. directs, without prejudice to any statutory provision to the like effect, that it is a condition of this authorisation that the erection of the authorised plate at or near the said sites shall continue to have effect only until such day as may be appointed by one month's notice given by the Secretary of State in writing to the traffic authority for the removal or alteration of the authorised plate and on that day the said authorisation shall, without prejudice to the giving of any further authorisation or direction, cease to have effect.

Department
for Transport

GT50/100/0028

The provisions of Regulations 7 and 8 of the 2016 Regulations shall apply to the authorised plate in the same manner as they apply to the sign described in Schedule 3, Part 3, Paragraph 11 of the 2016 Regulations.

Dated ..... 17 February 2017

Signed by authority of the Secretary of State

..... [redacted] .....

A Delegated Official of the Department for Transport

CERTIFIED TRUE COPY

[redacted] 22/02/2017

Department for Transport

The copyright in this document (including its electronic form) shall remain vested in the Designer but the Client shall have a licence to copy and use the document for the purpose for which it was provided. The Designer shall not be liable for the use by any person of this document for any purpose other than that for which the same was provided by the Designer. This document shall not be reproduced in whole or in part or relied upon by third parties for any use whatsoever without the express written authority of the Designer.

The designs relating to TMS equipment detailed on this drawing have been developed from information received from TMS but not endorsed by TfGM and as such is not warranted by MPT

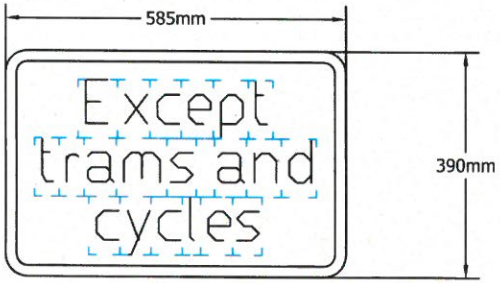

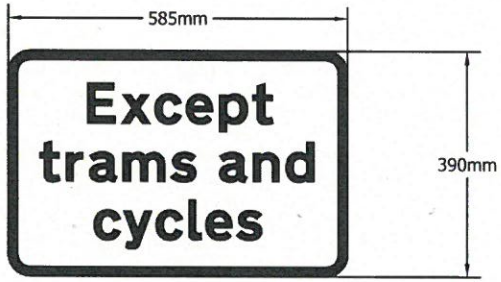

Scheme Ref.	TBC		
Sign Ref.	PS 01	x-height	50mm
Letter colour	BLACK	SIGN FACE	
Background	WHITE	Width	585mm
Border	BLACK	Height	390mm
Material	MICROPRISMATIC BS8408	Area	0.22m²

Department for Transport

Date: 8 February 2017

No: GT50/100/0028-2

LOCATION PLAN

KEY

REV	DATE	DETAIL	MADE	CHK'D	APP'D
D01	21/11/16	For DfT Approval	OL	PG	MW

CLIENT: Transport for Greater Manchester

MPT Living Streets Volunteering Theatre

DESIGN: MW
CAD: OL
CHK'D: PG
APP'D: MW
SCALE: 1:500 @ A1
DATE: 07.02.2017

MANCHESTER METROLINK
TRAFFORD PARK LINE

TITLE: PROPOSED 2CC NO ENTRY EXCEPT TRAMS AND CYCLES

DRG. No: MPT3B-2CC-00-TDG-601

REV: D01

A1

The copyright in this document (including its electronic form) shall remain vested in the Designer but the Client shall have a licence to copy and use the document for the purpose for which it was provided. The Designer shall not be liable for the use by any person of this document for any purpose other than that for which the same was provided by the Designer. This document shall not be reproduced in whole /part or relied upon by third parties for any use whatsoever without the express written authority of the Designer.

The designs relating to TMS equipment detailed on this drawing have been developed from information receivedfrom TMS but not endorsed by TfGM and as such is not warranted by MPT

Reproduced from Ordnance Survey mapping with the permission of Ordnance Survey on behalf of The Controller of Her Majesty's Stationery Office. © Crown Copyright Licence 100021929. 2016.

Department for Transport

Date: 16 February 2017

No: GT50/100/0028-1

LOCATION PLAN

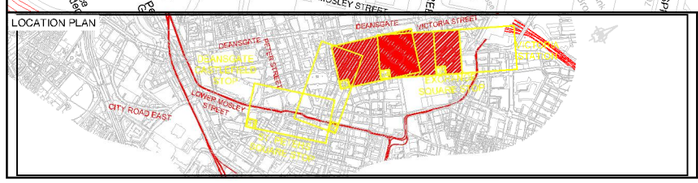

KEY

REV	DATE	DETAIL	MADE	CHK'D	APP'D
D02	15/02/17	Sign face amended following DfT comments	OL	PG	MW
D01	21/11/16	For DfT Approval	OL	PG	MW

CLIENT: Transport for Greater Manchester

MPT Laing O'Rourke Volker Rail Thales

DESIGN:	MW
CAD:	OL
CHK'D:	PG
APP'D:	MW
SCALE:	1:1000 @ A3
DATE:	07/02/2017

MANCHESTER METROLINK
SECOND CITY CROSSING LINE

TITLE:
PROPOSED
NO ENTRY EXCEPT TRAMS AND CYCLES
DfT APPLICATION
LOCATION PLAN

DRG No: MPT3B-2CC-04-TDG-602

REV: D02

A1

DRG Path: P:\UKUPL1-TP\PROJECTS\Metro\Laing O'Rourke_MPT direct commissions_2014/0909\Additional DfT applications 2016\DfT application_No entry except trams cycles\MPT3B-2CC-03-TDG-601 to 602 2017_02_07 PG.dwg User: Chris.Lloyd Plot time: 15-02-17 @ 12:59pm

The copyright in this document (including its electronic form) shall remain vested in the Designer but the Client shall have a licence to copy and use the document for the purpose for which it was provided. The Designer shall not be liable for the use by any person of this document for any purpose other than that for which the same was provided by the Designer. This document shall not be reproduced in whole or in part or relied upon by third parties for any use whatsoever without the express written authority of the Designer.

The designs relating to TMS equipment detailed on this drawing have been developed from information received from TMS but not endorsed by TfGM and as such is not warranted by MPT

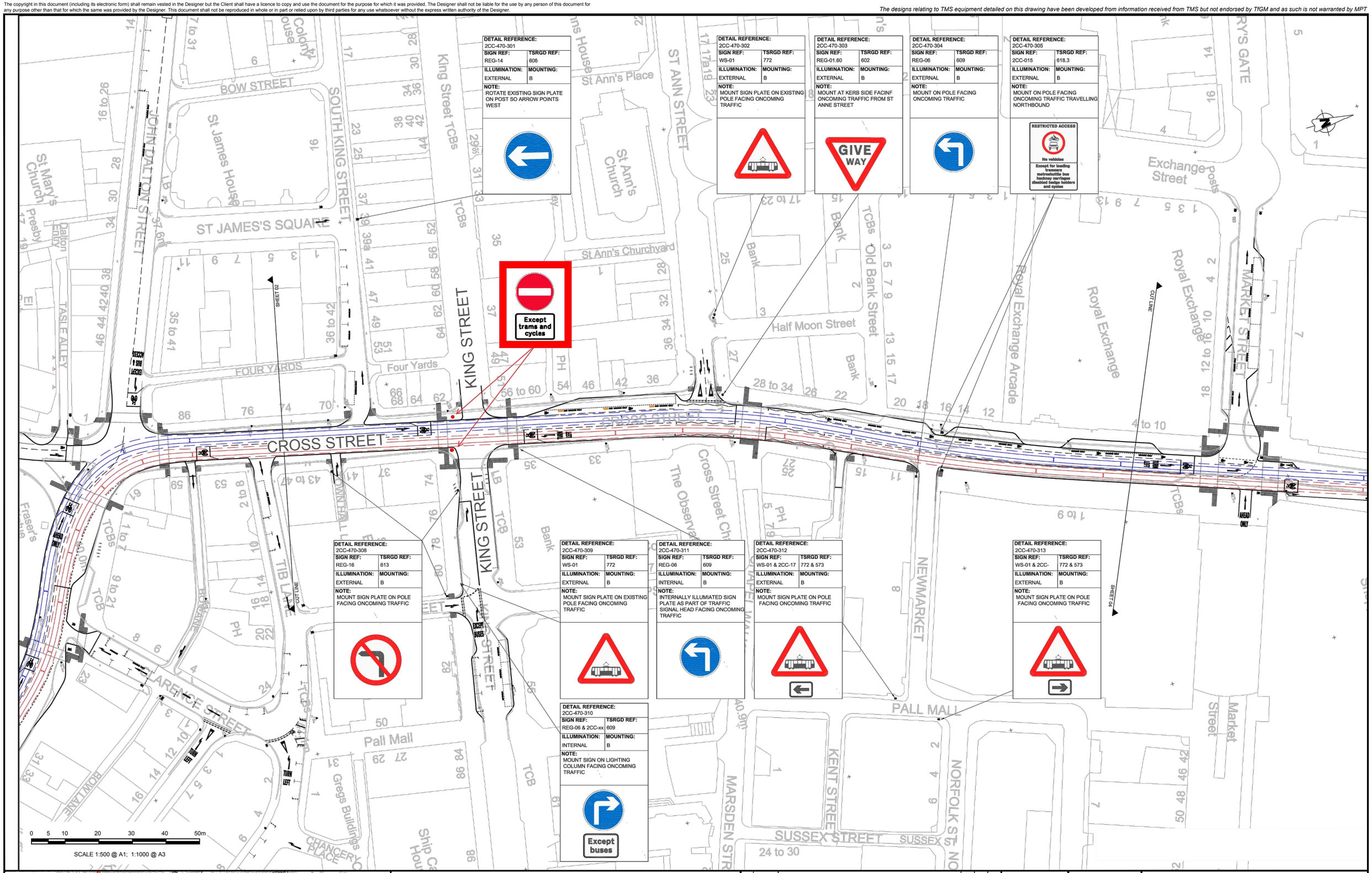

DETAIL REFERENCE: 2CC-470-301
SIGN REF: REG-14 | TSRGD REF: 606
ILLUMINATION: EXTERNAL | MOUNTING: B
NOTE: ROTATE EXISTING SIGN PLATE ON POST SO ARROW POINTS WEST

DETAIL REFERENCE: 2CC-470-302
SIGN REF: WS-01 | TSRGD REF: 772
ILLUMINATION: EXTERNAL | MOUNTING: B
NOTE: MOUNT SIGN PLATE ON EXISTING POLE FACING ONCOMING TRAFFIC

DETAIL REFERENCE: 2CC-470-303
SIGN REF: REG-01.60 | TSRGD REF: 602
ILLUMINATION: EXTERNAL | MOUNTING: B
NOTE: MOUNT AT KERB SIDE FACINF ONCOMING TRAFFIC FROM ST ANNE STREET

DETAIL REFERENCE: 2CC-470-304
SIGN REF: REG-06 | TSRGD REF: 609
ILLUMINATION: EXTERNAL | MOUNTING: B
NOTE: MOUNT ON POLE FACING ONCOMING TRAFFIC

DETAIL REFERENCE: 2CC-470-305
SIGN REF: 2CC-015 | TSRGD REF: 618.3
ILLUMINATION: EXTERNAL | MOUNTING: B
NOTE: MOUNT ON POLE FACING ONCOMING TRAFFIC TRAVELLING NORTHBOUND

DETAIL REFERENCE: 2CC-470-308
SIGN REF: REG-16 | TSRGD REF: 613
ILLUMINATION: EXTERNAL | MOUNTING: B
NOTE: MOUNT SIGN PLATE ON POLE FACING ONCOMING TRAFFIC

DETAIL REFERENCE: 2CC-470-309
SIGN REF: WS-01 | TSRGD REF: 772
ILLUMINATION: EXTERNAL | MOUNTING: B
NOTE: MOUNT SIGN PLATE ON EXISTING POLE FACING ONCOMING TRAFFIC

DETAIL REFERENCE: 2CC-470-311
SIGN REF: REG-06 | TSRGD REF: 609
ILLUMINATION: INTERNAL | MOUNTING: B
NOTE: INTERNALLY ILLUMIATED SIGN PLATE AS PART OF TRAFFIC SIGNAL HEAD FACING ONCOMING TRAFFIC

DETAIL REFERENCE: 2CC-470-312
SIGN REF: WS-01 & 2CC-17 | TSRGD REF: 772 & 573
ILLUMINATION: EXTERNAL | MOUNTING: B
NOTE: MOUNT SIGN PLATE ON POLE FACING ONCOMING TRAFFIC

DETAIL REFERENCE: 2CC-470-313
SIGN REF: WS-01 & 2CC- | TSRGD REF: 772 & 573
ILLUMINATION: EXTERNAL | MOUNTING: B
NOTE: MOUNT SIGN PLATE ON POLE FACING ONCOMING TRAFFIC

DETAIL REFERENCE: 2CC-470-310
SIGN REF: REG-06 & 2CC-xx | TSRGD REF: 609
ILLUMINATION: INTERNAL | MOUNTING: B
NOTE: MOUNT SIGN ON LIGHTING COLUMN FACING ONCOMING TRAFFIC

LOCATION PLAN

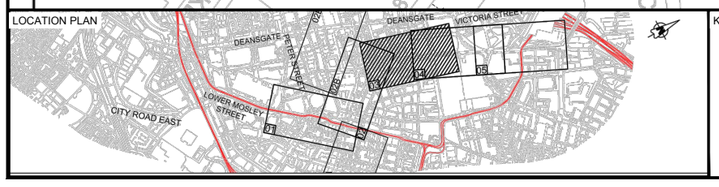

KEY

REV	DATE	DETAIL	MADE	CHK'D	APP'D
D01	21/11/16	For DfT Approval	OL	PG	MW

CLIENT: Transport for Greater Manchester

MPT Laing O'Rourke VolkerRail | Thales

DESIGN:	MW
CAD:	OL
CHK'D:	PG
APP'D:	MW
SCALE:	1:500 @ A1
DATE:	21/11/2016

MANCHESTER METROLINK
SECOND CITY CROSSING LINE

TITLE:
PROPOSED
NO ENTRY EXCEPT TRAMS AND CYCLES
DfT APPLICATION

DRG No' MPT3B-2CC-03-TDG-601 | REV: D01

cm | A1

DRG Path: F:\PROJECTS\misc\Laing O'Rourke_MPT direct commissions_2014\0909\Additional DfT applications 2016\DfT application_No entry except trams cycles\MPT3B-2CC-03-TDG-601 to 603 PG.dwg User: gbloop Plot time: 22-11-16 @ 2:24pm

The copyright in this document (including its electronic form) shall remain vested in the Designer but the Client shall have a licence to copy and use the document for the purpose for which it was provided. The Designer shall not be liable for the use by any person of this document for any purpose other than that for which the same was provided by the Designer. This document shall not be reproduced in whole or in part or relied upon by third parties for any use whatsoever without the express written authority of the Designer.

The designs relating to TMS equipment detailed on this drawing have been developed from information received from TMS but not endorsed by TfGM and as such is not warranted by MPT

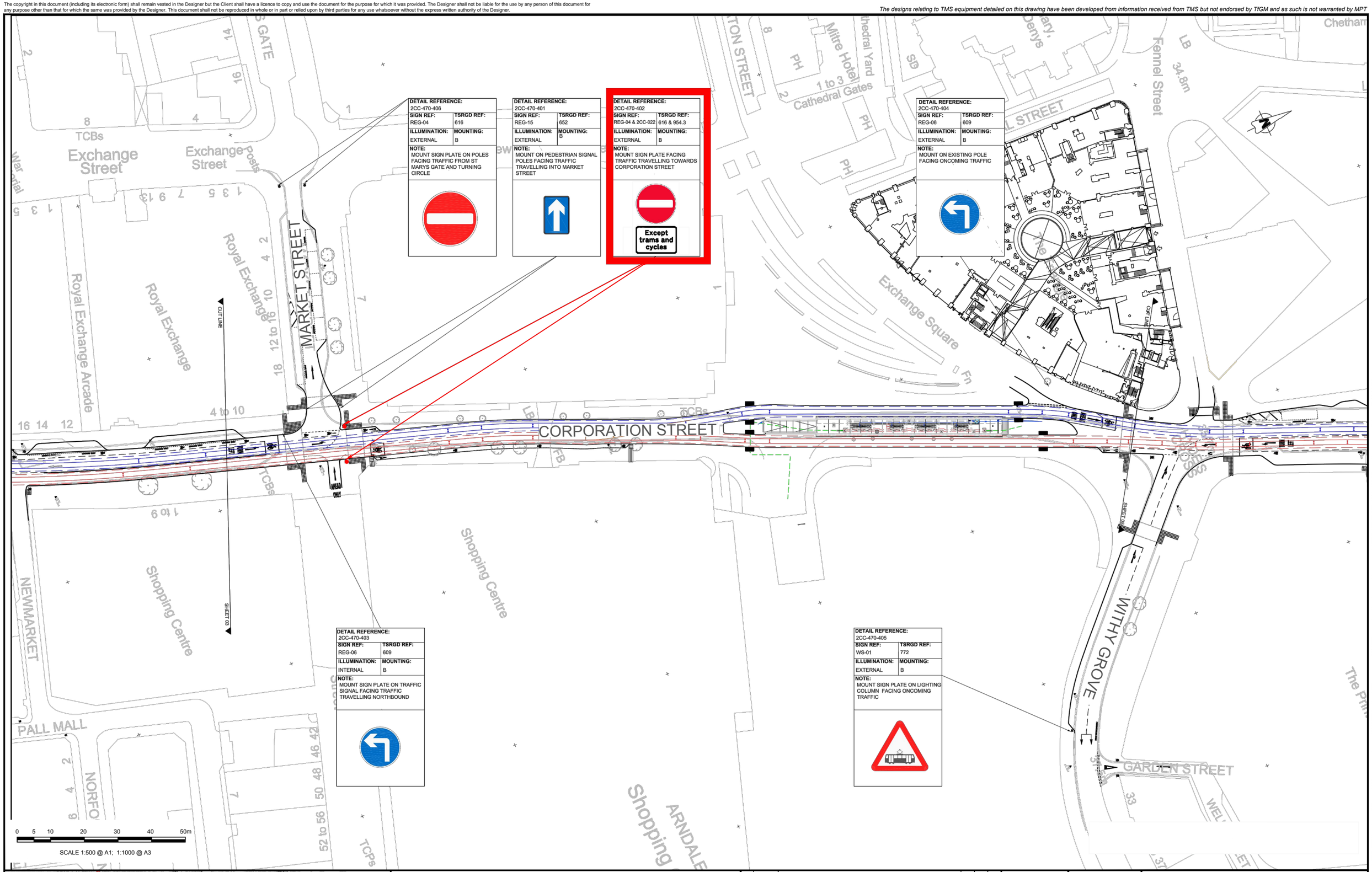

LOCATION PLAN

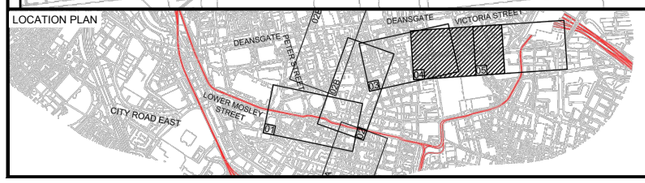

KEY

REV.	DATE	DETAIL	MADE	CHK'D	APP'D
D01	21/11/16	For DfT Approval	OL	PG	MW

CLIENT: Transport for Greater Manchester

MPT Laing O'Rourke VolkerRail I Thales

DESIGN:	MW
CAD:	OL
CHK'D:	PG
APP'D:	MW
SCALE:	1:500 @ A1
DATE:	21/11/2016

MANCHESTER METROLINK
SECOND CITY CROSSING LINE

TITLE:
PROPOSED
NO ENTRY EXCEPT TRAMS AND CYCLES
DfT APPLICATION

DRG No' MPT3B-2CC-04-TDG-602

REV: D01

cm A1

DRG Path: F:\PROJECTS\miscLaing O'Rourke_MPT direct commissions_20140929\Additional DfT applications 2016\DfT application_No entry except trams cycles\MPT3B-2CC-03-TDG-601 to 603 PG.dwg User: gbloomp Plot time: 22-11-16 @ 2:24pm

The copyright in this document (including its electronic form) shall remain vested in the Designer but the Client shall have a licence to copy and use the document for the purpose for which it was provided. The Designer shall not be liable for the use by any person of this document for any purpose other than that for which the same was provided by the Designer. This document shall not be reproduced in whole or in part or relied upon by third parties for any use whatsoever without the express written authority of the Designer.

The designs relating to TMS equipment detailed on this drawing have been developed from information received from TMS but not endorsed by TfGM and as such is not warranted by MPT

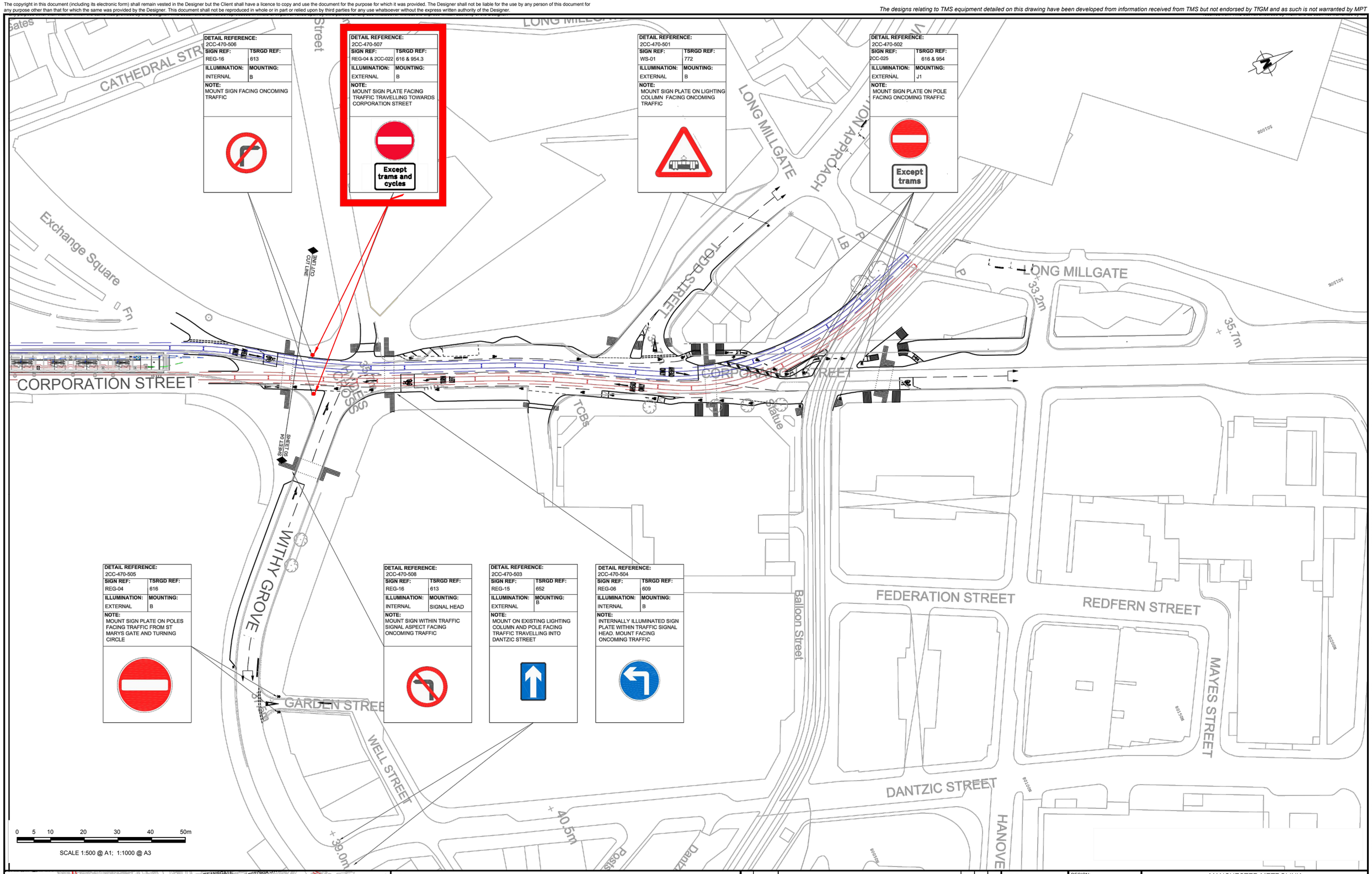

DETAIL REFERENCE: 2CC-470-506
SIGN REF: REG-16 | **TSRGD REF:** 613
ILLUMINATION: INTERNAL | **MOUNTING:** B
NOTE: MOUNT SIGN FACING ONCOMING TRAFFIC

DETAIL REFERENCE: 2CC-470-507
SIGN REF: REG-04 & 2CC-022 | **TSRGD REF:** 616 & 954.3
ILLUMINATION: EXTERNAL | **MOUNTING:** B
NOTE: MOUNT SIGN PLATE FACING TRAFFIC TRAVELLING TOWARDS CORPORATION STREET
Except trams and cycles

DETAIL REFERENCE: 2CC-470-501
SIGN REF: WS-01 | **TSRGD REF:** 772
ILLUMINATION: EXTERNAL | **MOUNTING:** B
NOTE: MOUNT SIGN PLATE ON LIGHTING COLUMN FACING ONCOMING TRAFFIC

DETAIL REFERENCE: 2CC-470-502
SIGN REF: 2CC-025 | **TSRGD REF:** 616 & 954
ILLUMINATION: EXTERNAL | **MOUNTING:** J1
NOTE: MOUNT SIGN PLATE ON POLE FACING ONCOMING TRAFFIC
Except trams

DETAIL REFERENCE: 2CC-470-505
SIGN REF: REG-04 | **TSRGD REF:** 616
ILLUMINATION: EXTERNAL | **MOUNTING:** B
NOTE: MOUNT SIGN PLATE ON POLES FACING TRAFFIC FROM ST MARYS GATE AND TURNING CIRCLE

DETAIL REFERENCE: 2CC-470-508
SIGN REF: REG-16 | **TSRGD REF:** 613
ILLUMINATION: INTERNAL | **MOUNTING:** SIGNAL HEAD
NOTE: MOUNT SIGN WITHIN TRAFFIC SIGNAL ASPECT FACING ONCOMING TRAFFIC

DETAIL REFERENCE: 2CC-470-503
SIGN REF: REG-15 | **TSRGD REF:** 652
ILLUMINATION: EXTERNAL | **MOUNTING:** B
NOTE: MOUNT ON EXISTING LIGHTING COLUMN AND POLE FACING TRAFFIC TRAVELLING INTO DANTZIC STREET

DETAIL REFERENCE: 2CC-470-504
SIGN REF: REG-06 | **TSRGD REF:** 609
ILLUMINATION: INTERNAL | **MOUNTING:** B
NOTE: INTERNALLY ILLUMINATED SIGN PLATE WITHIN TRAFFIC SIGNAL HEAD. MOUNT FACING ONCOMING TRAFFIC

LOCATION PLAN

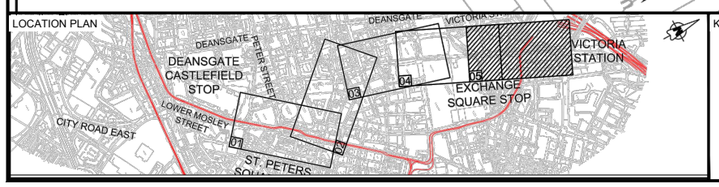

KEY

REV	DATE	DETAIL	MADE	CHK'D	APP'D
D01	21/11/16	For DfT Approval	OL	PG	MW

CLIENT: Transport for Greater Manchester

MPT Laing O'Rourke Volker Rail | Thales

DESIGN:	MW
CAD:	OL
CHK'D:	PG
APP'D:	MW
SCALE:	1:500 @ A1
DATE:	21/11/2016

MANCHESTER METROLINK
SECOND CITY CROSSING LINE

TITLE:
PROPOSED
NO ENTRY EXCEPT TRAMS AND CYCLES
DfT APPLICATION

DRG No: MPT3B-2CC-05-TDG-603

REV: D01

cm | A1

DRG Path: F:\PROJECTS\mtsc\Laing O'Rourke_MPT direct commissions_2014\009\Additional DfT applications 2016\DfT application_No entry except trams cycles\MPT3B-2CC-03-TDG-601 to 603 PG.dwg User: gibcorp Plot time: 22-11-16 @ 2:24pm