



Department
for Transport

Road Traffic Regulation Act 1984 Sections 64 and 65

Authorisation of traffic signs and special directions

Accessible transcript

Secretary of State for Transport's traffic authorisation of traffic signs for the purpose of informing public rights of way users of the crossing prerequisites in the vicinity of the Claydon Level Crossing in Claydon, Oxfordshire, for which the traffic authority Oxfordshire County Council permits the placing of signs by Network Rail.

The following pages contain a copy of the text from the Secretary of State for Transport's traffic authorisation regarding the above traffic signs.

A scanned copy of the signed authorisation and supporting documents from the application are appended to this letter. The supporting material is submitted to the Department for Transport by a third party. You should refer to the party involved for accessible copies of the supporting material.



**ROAD TRAFFIC REGULATION ACT – SECTIONS 64 AND 65
AUTHORISATION OF TRAFFIC SIGNS AND SPECIAL DIRECTIONS**

The Secretary of State for Transport, in exercise of his powers under Sections 64 and 65 of the Road Traffic Regulation Act 1984, and of all other powers enabling him in that behalf for the purpose of informing public rights of way users of the crossing prerequisites in the vicinity of the Claydon Level Crossing in Claydon, Oxfordshire, for which the traffic authority Oxfordshire County Council permits the placing of signs by Network Rail, hereby:-

1. authorises the erection at or within 5 metres of the sites marked schematically on the attached plan numbered GT50/120/0029-1 of a traffic sign (hereinafter referred to as “the authorised sign A”) conforming as to size, colour and character with that shown in the attached drawing numbered GT50/120/0029-2 save that the size of the sign may be varied; and
2. authorises the erection at or within 5 metres of the said sites of a traffic sign (hereinafter referred to as “the authorised sign B”) conforming as to size, colour and character with that shown in the attached drawing numbered GT50/120/0029-3 save that the size of the sign may be varied; and
3. authorises the erection at or within 5 metres of the said sites of a traffic sign (hereinafter referred to as “the authorised sign C”) conforming as to size, colour and character with that shown in the attached drawing numbered GT50/120/0029-4 save that the size of the sign may be varied; and
4. directs, without prejudice to any statutory provision to the like effect, that it is a condition of this authorisation that the erection of the authorised signs A, B and C at or near the said sites shall continue to have effect only until such day as may be appointed by one month’s notice given by the Secretary of State in writing to the traffic authority for the removal or alteration of the authorised signs A, B or C



and on that day the said authorisation shall, without prejudice to the giving of any further authorisation or direction, cease to have effect.

The provisions of Regulation 11 of the Traffic Signs Regulations 2016 (Part 1 of S.I. 2016/362) shall apply to the authorised signs A, B and C in the same manner as they apply to the signs shown in those Regulations.

Dated: *12 November 2021*

Signed by authority of the Secretary of State

.....

A Delegated Official of the Department for Transport



Department
for Transport

**SCANNED
AUTHORISATION
AND SUPPORTING
DOCUMENTS
FOLLOW**



**ROAD TRAFFIC REGULATION ACT – SECTIONS 64 AND 65
AUTHORISATION OF TRAFFIC SIGNS AND SPECIAL DIRECTIONS**

The Secretary of State for Transport, in exercise of his powers under Sections 64 and 65 of the Road Traffic Regulation Act 1984, and of all other powers enabling him in that behalf for the purpose of informing public rights of way users of the crossing prerequisites in the vicinity of the Claydon Level Crossing in Claydon, Oxfordshire, for which the traffic authority Oxfordshire County Council permits the placing of signs by Network Rail, hereby:-

1. authorises the erection at or within 5 metres of the sites marked schematically on the attached plan numbered GT50/120/0029-1 of a traffic sign (hereinafter referred to as “the authorised sign A”) conforming as to size, colour and character with that shown in the attached drawing numbered GT50/120/0029-2 save that the size of the sign may be varied; and
2. authorises the erection at or within 5 metres of the said sites of a traffic sign (hereinafter referred to as “the authorised sign B”) conforming as to size, colour and character with that shown in the attached drawing numbered GT50/120/0029-3 save that the size of the sign may be varied; and
3. authorises the erection at or within 5 metres of the said sites of a traffic sign (hereinafter referred to as “the authorised sign C”) conforming as to size, colour and character with that shown in the attached drawing numbered GT50/120/0029-4 save that the size of the sign may be varied; and
4. directs, without prejudice to any statutory provision to the like effect, that it is a condition of this authorisation that the erection of the authorised signs A, B and C at or near the said sites shall continue to have effect only until such day as may be appointed by one month’s notice given by the Secretary of State in writing to the traffic authority for the removal or alteration of the authorised signs A, B or C





and on that day the said authorisation shall, without prejudice to the giving of any further authorisation or direction, cease to have effect.

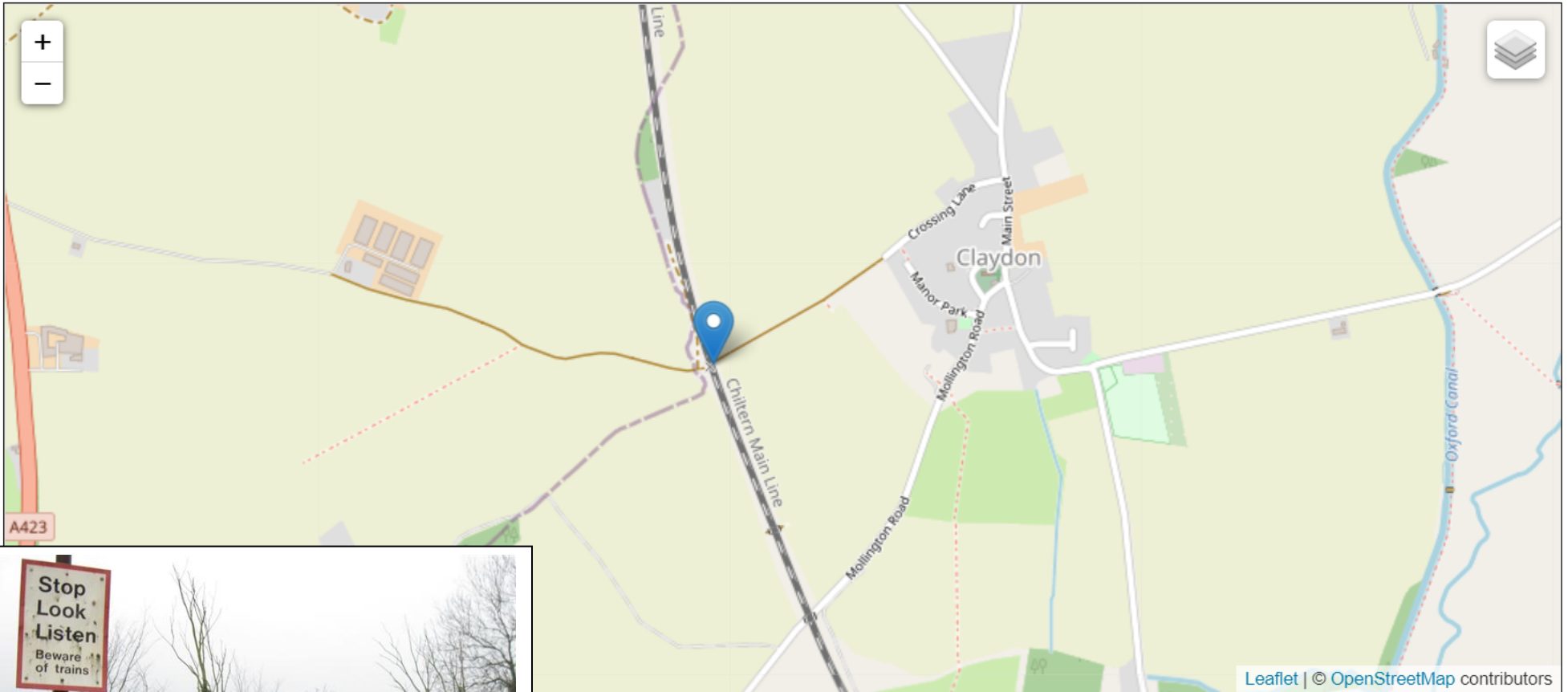
The provisions of Regulation 11 of the Traffic Signs Regulations 2016 (Part 1 of S.I. 2016/362) shall apply to the authorised signs A, B and C in the same manner as they apply to the signs shown in those Regulations.

Dated: *12 November 2021*

Signed by authority of the Secretary of State



.....
A Delegated Official of the Department for Transport



Claydon Footpath Level Crossing,
DCL0 93miles, 24 chains. OX17 1EY



Department
for Transport

Date: 28 October 2021

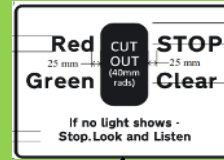
Number: GT50/120/0029-1

Claydon

RBLI-HL03

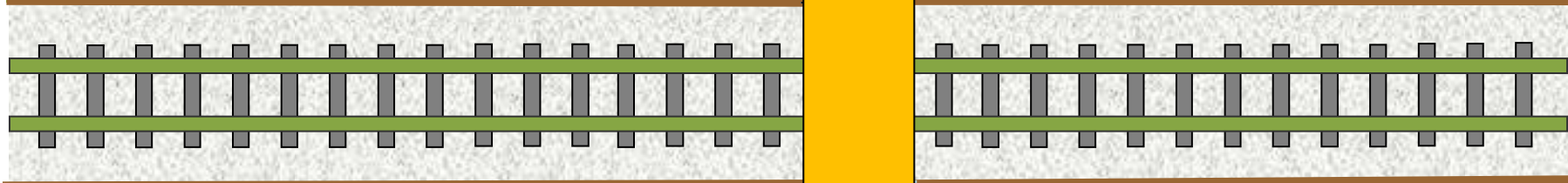
RBLI-DI38

GI/RT7033 -CC02



Costain supplied backboard. Drawing no. 5790-2010Ver1B

Up Side

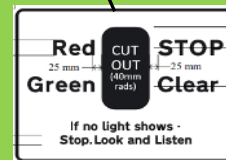


Down Side

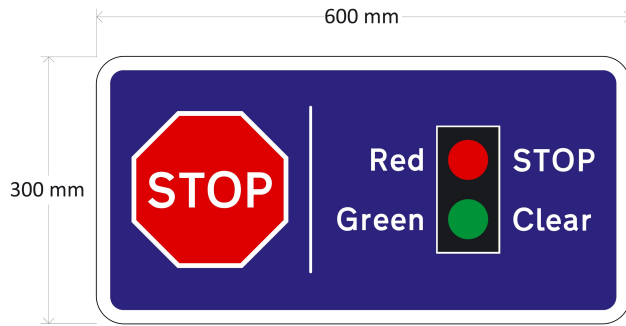
RBLI-HL03

RBLI-DI38

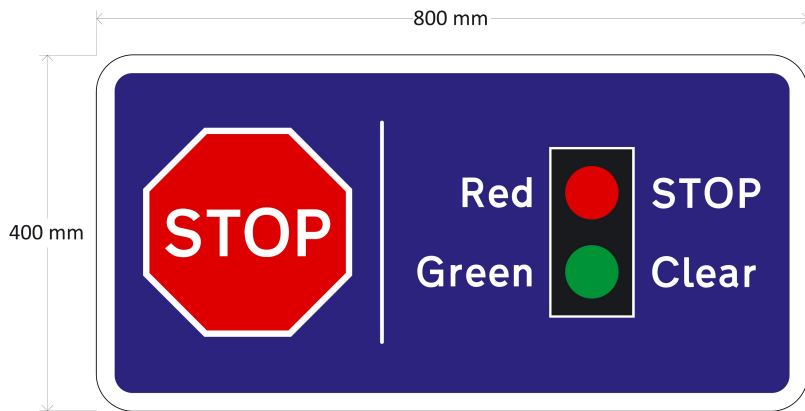
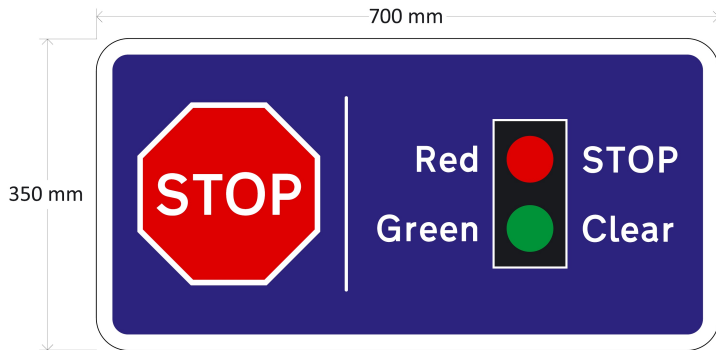
GI/RT7033 -CC02



Costain supplied backboard. Drawing no. 5790-2010Ver1B




 Department
 for Transport
 Date: 28 October 2021
 Number: GT50/120/0029-2



RBLI

Improving lives every day

Royal British Legion Industries,
 Hall Road, Aylesford, Kent,
 ME20 7NL
 www.rbli.co.uk

Email: sales.office@rbli.co.uk
 Tel: 01622 795900

www.britainsbravestmanufacturing.org.uk

Client: **Network Rail**
(Crossing Samples)

Drawing No. HL03	Rev. No. 2
Date	24/01/2020
Size	as shown
Substrate	ACM
Colours	Various
Material Type	RA2
Font	Transport
Letter Height	33mm
xht (DoT only)	N/A
Border	20mm
Rads	38mm (50/3)
Fixings	TBC

Additional Information:

Please check all details are correct
 before approving this drawing.
 Once approved, your sign will
 be made to this detail.

Proof Approved:

Signed.....

Date.....

PLEASE NOTE: Colours on this
 drawing are for representation only.
 If you require specific colour
 references, please specify when
 placing an order.



RBLI

Improving lives every day

Royal British Legion Industries,
Hall Road, Aylesford, Kent,
ME20 7NL
www.rbli.co.uk

Email: sales.office@rbli.co.uk
Tel: 01622 795900

www.britainsbravestmanufacturing.org.uk

Client: **Network Rail**
(Crossing Samples)

Drawing No. DI38 | Rev. No. 2

Date | 10/08/2021

Size | as shown

Substrate | ACM

Colours | Various

Material Type | RA2

Font | Transport

Letter Height | 23, 26mm

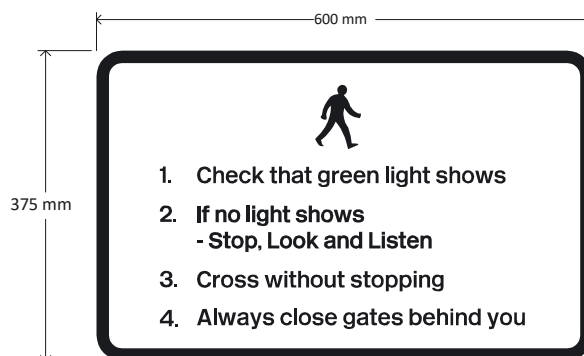
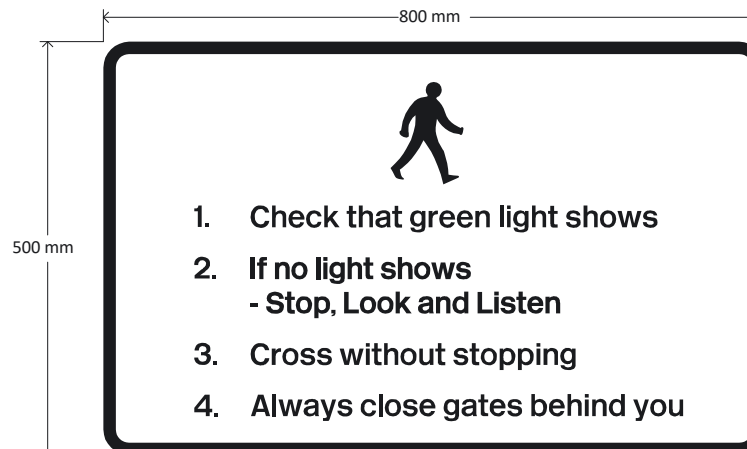
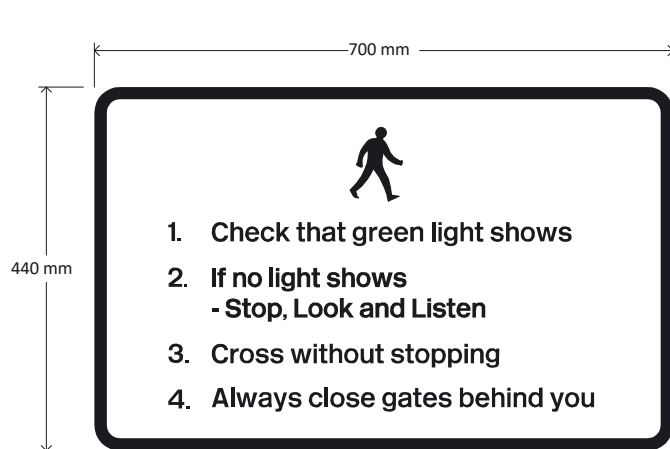
xht (DoT only) | N/A

Border | 15mm

Rads | 31mm (62.5/2)

Fixings | TBC

Additional Information:



Department
for Transport

Date: 28 October 2021

Number: GT50/120/0029-3

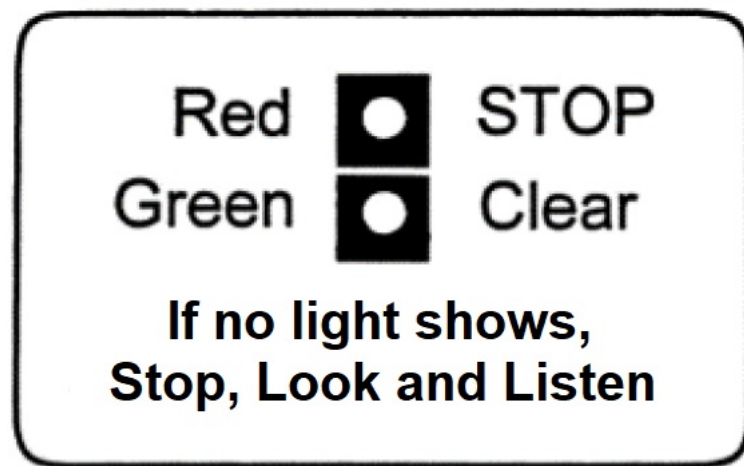
Please check all details are correct before approving this drawing. Once approved, your sign will be made to this detail.

Proof Approved:

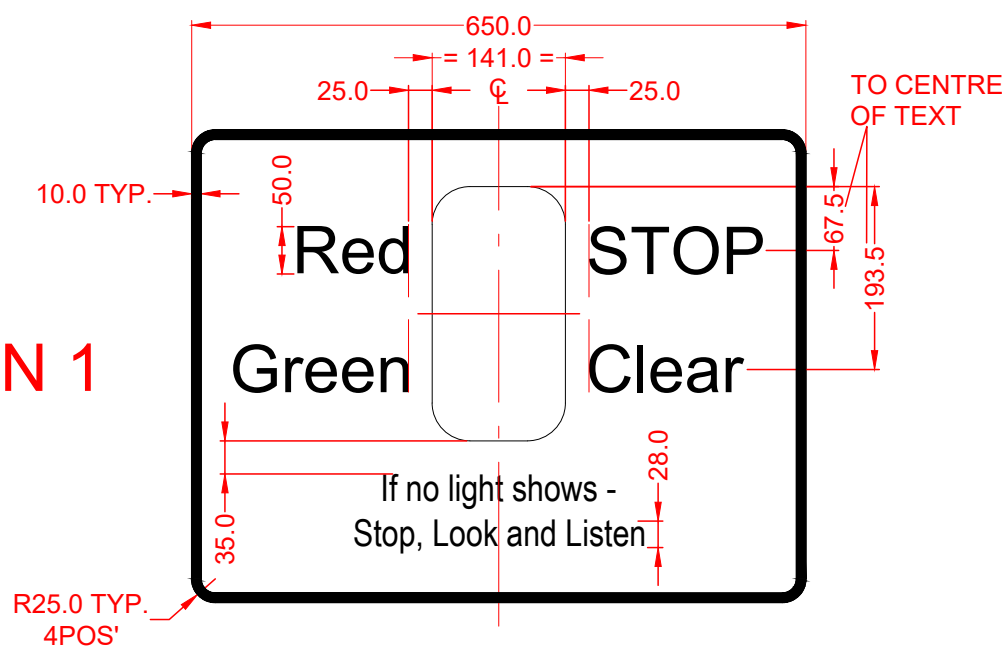
Signed.....

Date.....

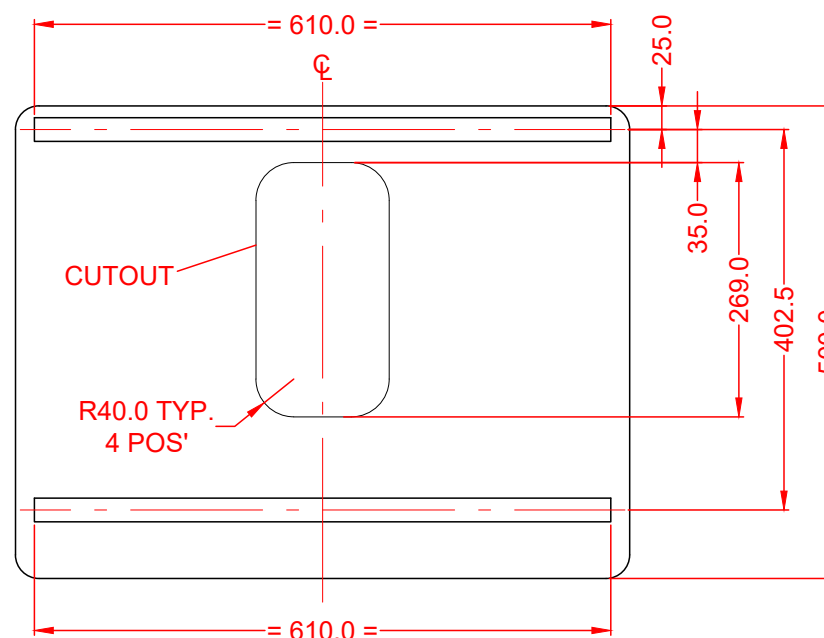
PLEASE NOTE: Colours on this drawing are for representation only. If you require specific colour references, please specify when placing an order.



VERSION 1



MEDIUM CHANNEL, 2 POSITIONS



NOTES:

- SIGN MATERIAL IS CLASS RA2 ALUMINIUM COMPOSITE MATERIAL. LAMINATE IS POF. MEDIUM CHANNELS ON REVERSE.
- REMOVE ALL BURRS & SHARP EDGES.
- SIGN PRINTED BLACK ON WHITE.
- ALL TEXT 'TRANSPORT' FONT, AT TEXT HEIGHTS SHOWN ABOVE. TEXT DEPICTED AS 'ARIAL' FONT ON THIS DRAWING FOR EXAMPLE PURPOSES ONLY. SMALLER TEXT BELOW CUTOUT IS CENTRALLY-ALIGNED, AS INDICATED ABOVE.
- FINISH: CLEAN.
- MARK PACKAGING WITH DRAWING NUMBER & ISSUE WHEN SHIPPING.

TITLE:		ALL DIMENSIONS ARE IN mm UNLESS SHOWN OTHERWISE. DEFAULT TOLERANCES: UNIT = ±0.5 0.0 = ±0.2 0.00 = ±0.1 0.000 = ±0.05 ANGULAR = ±1°				
MEERKAT WARNING UNIT SIGN - VERSION 1						
SCALE IS 1:8 WHEN PLOTTED ON A3, UNLESS NOTED OTHERWISE. DO NOT SCALE FROM THIS DRAWING.						
CONFIDENTIAL <small>(edit or delete this note according to the required Security Classification)</small>						
DRAWING NUMBER:	ISSUE	ECO	ECO EDITS BY	CHECKED	REVIEWED	DATE
5790-2010Ver1	B	6773	MEC	JDC	JE	16/09/21
SHEET 1 OF 1	A	-	-	AW	JE	08/02/21
DESIGNER: JE / KB / JDC						
DRAWN BY: JDC						