



Department
for Transport

Road Traffic Regulation Act 1984 Sections 64 and 65

Authorisation of traffic signs and special directions

Accessible transcript

Secretary of State for Transport's traffic authorisation of traffic signs for the purpose of informing road users of the location of Park Active sites on roads for which Brighton & Hove City Council is the traffic authority.

The following pages contain a copy of the text from the Secretary of State for Transport's traffic authorisation regarding the above traffic signs.

A scanned copy of the signed authorisation and supporting documents from the application are appended to this letter. The supporting material is submitted to the Department for Transport by a third party. You should refer to the party involved for accessible copies of the supporting material.



ROAD TRAFFIC REGULATION ACT 1984 – SECTIONS 64 AND 65
AUTHORISATION OF TRAFFIC SIGNS AND SPECIAL DIRECTIONS

The Secretary of State for Transport, in exercise of his powers under Sections 64 and 65 of the Road Traffic Regulation Act 1984, and of all other powers enabling him in that behalf, for the purpose of informing road users of the location of Park Active sites on roads for which Brighton & Hove City Council is the traffic authority, hereby:-

1. authorises the erection at appropriate sites on the said roads of a traffic sign (hereinafter referred to as “the direction sign”) consisting of the legend or symbol, or a combination, provided for in Schedule 12 to the Traffic Signs Regulations 2016 (Part 1 of S.I. 2016/362, “the 2016 Regulations”), save that the symbol (hereinafter referred to as “the authorised symbol”) shown on sheets 7 and 8 in the attached drawing numbered NP 2514 may be added to the direction sign; and
2. directs that the provisions of Schedule 12, Parts 1 to 29 of the 2016 Regulations shall apply to the direction sign in the same manner as they apply to the signs shown in Schedule 12, Part 2 of those Regulations; and
3. directs that the provisions of Schedule 12, Parts 1 to 29 of the 2016 Regulations shall apply to the authorised symbol in the same manner as they apply to the symbol shown in Schedule 12, Part 11, Item 24 of those Regulations; and
4. directs that the pedestrian symbol and cycle symbol which form part of the authorised symbol may be reversed; and
5. directs that the authorised symbol must always be used with the legend “Park Active”; an additional legend may be added in any combination to indicate the location of the “Park Active” site and a time period relating to the days and hours of operation; and



6. directs that the authorised symbol and associated legend may be shown on a white panel to ensure adequate contrast between the symbol and the background of the sign; and
7. directs, without prejudice to any statutory provision to the like effect, that it is a condition of this authorisation that the inclusion of the authorised symbol on the direction sign at or near the said sites shall continue to have effect only until such day as may be appointed by one month's notice given by the Secretary of State in writing to the traffic authority for the removal or alteration of the authorised symbol and/or the direction sign, and on that day the said authorisation shall, without prejudice to the giving of any further authorisation or direction, cease to have effect.

The provisions of Regulations 5, 7, 8 and 11 of the 2016 Regulations shall apply to the direction sign in the same manner as they apply to the signs shown in Schedule 12, Part 2 of those Regulations.

The provisions of Regulations 5, 7, 8 and 11 of the 2016 Regulations shall apply to the authorised symbol in the same manner as they apply to the symbol shown in Schedule 12, Part 11, Item 24 of those Regulations.

Dated *15 November 2021*

Signed by authority of the Secretary of State

.....

A Delegated Official of the Department for Transport



Department
for Transport

**SCANNED
AUTHORISATION
AND SUPPORTING
DOCUMENTS
FOLLOW**



ROAD TRAFFIC REGULATION ACT 1984 – SECTIONS 64 AND 65
AUTHORISATION OF TRAFFIC SIGNS AND SPECIAL DIRECTIONS

The Secretary of State for Transport, in exercise of his powers under Sections 64 and 65 of the Road Traffic Regulation Act 1984, and of all other powers enabling him in that behalf, for the purpose of informing road users of the location of Park Active sites on roads for which Brighton & Hove City Council is the traffic authority, hereby:-

1. authorises the erection at appropriate sites on the said roads of a traffic sign (hereinafter referred to as “the direction sign”) consisting of the legend or symbol, or a combination, provided for in Schedule 12 to the Traffic Signs Regulations 2016 (Part 1 of S.I. 2016/362, “the 2016 Regulations”), save that the symbol (hereinafter referred to as “the authorised symbol”) shown on sheets 7 and 8 in the attached drawing numbered NP 2514 may be added to the direction sign; and
2. directs that the provisions of Schedule 12, Parts 1 to 29 of the 2016 Regulations shall apply to the direction sign in the same manner as they apply to the signs shown in Schedule 12, Part 2 of those Regulations; and
3. directs that the provisions of Schedule 12, Parts 1 to 29 of the 2016 Regulations shall apply to the authorised symbol in the same manner as they apply to the symbol shown in Schedule 12, Part 11, Item 24 of those Regulations; and
4. directs that the pedestrian symbol and cycle symbol which form part of the authorised symbol may be reversed; and
5. directs that the authorised symbol must always be used with the legend “Park Active”; an additional legend may be added in any combination to indicate the location of the “Park Active” site and a time period relating to the days and hours of operation; and





6. directs that the authorised symbol and associated legend may be shown on a white panel to ensure adequate contrast between the symbol and the background of the sign; and
7. directs, without prejudice to any statutory provision to the like effect, that it is a condition of this authorisation that the inclusion of the authorised symbol on the direction sign at or near the said sites shall continue to have effect only until such day as may be appointed by one month's notice given by the Secretary of State in writing to the traffic authority for the removal or alteration of the authorised symbol and/or the direction sign, and on that day the said authorisation shall, without prejudice to the giving of any further authorisation or direction, cease to have effect.

The provisions of Regulations 5, 7, 8 and 11 of the 2016 Regulations shall apply to the direction sign in the same manner as they apply to the signs shown in Schedule 12, Part 2 of those Regulations.

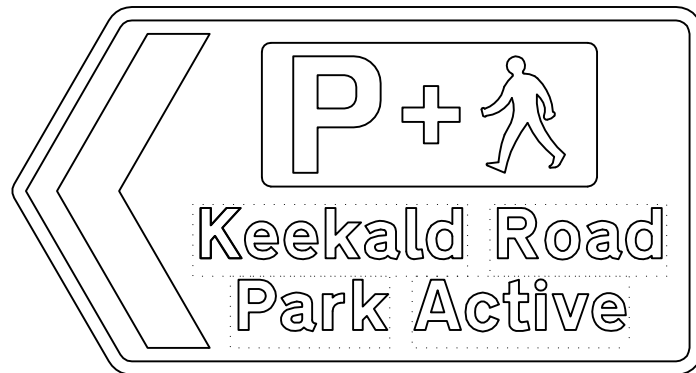
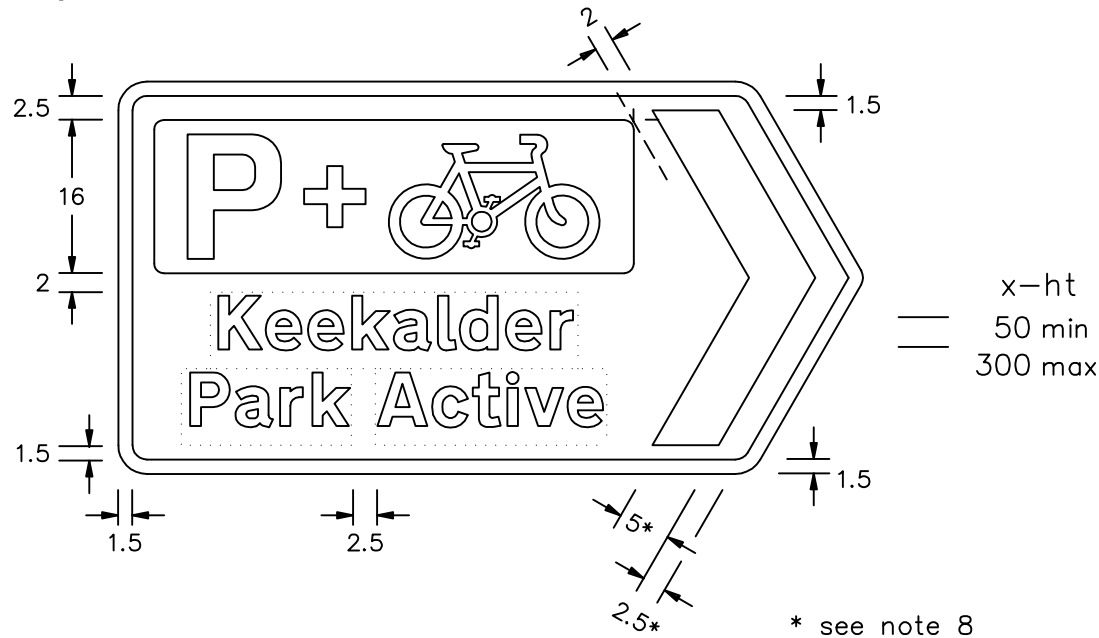
The provisions of Regulations 5, 7, 8 and 11 of the 2016 Regulations shall apply to the authorised symbol in the same manner as they apply to the symbol shown in Schedule 12, Part 11, Item 24 of those Regulations.

Dated *15 November 2021*

Signed by authority of the Secretary of State



.....
A Delegated Official of the Department for Transport

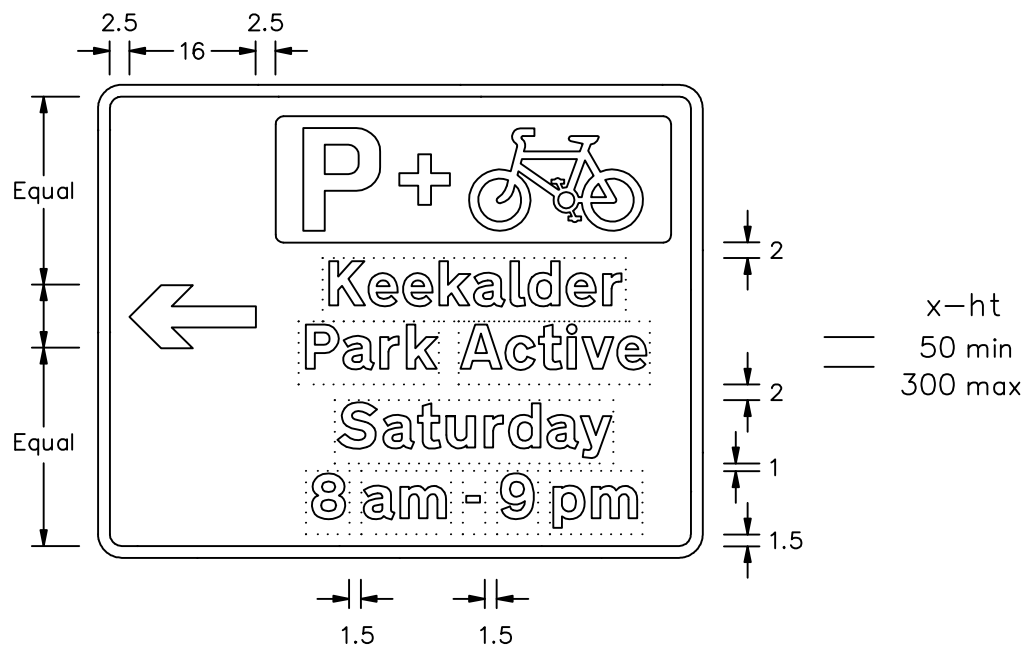
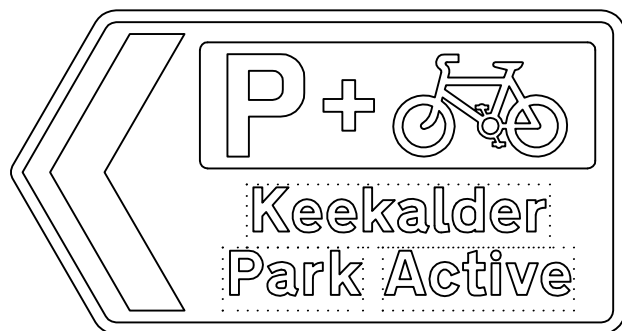


NOTES

1. The legend is from the Transport Heavy alphabet at the x-heights shown.
2. Symbol details are given on drawings S 2, S 24 and S 43.
3. The tile outlines do not form part of the signs.
4. COLOURS:
 Background & Symbols ----- WHITE
 Legend, Chevron & Border ---- BLACK
 Symbol panel ----- BLUE
 P and '+' Symbols ----- WHITE
5. DIMENSIONS:
 x-heights are in millimetres, other dimensions are in stroke widths. (4sw = x-height)
6. The bicycle and pedestrian symbols may be reversed as appropriate.
7. See variants on sheets 2, 3, 4, 5, 6 and details of the panels on sheets 7 and 8.
8. See Chapter 7 of the Traffic Signs Manual for further details of direction sign design. Note that the width of the chevron and distance to border varies according to the height of the sign.
9. A distance may be added.
10. A time period may be added.
11. The legend indicating the location of the Park Active site may be varied or omitted.

NP2514

Title : DIRECTION TO A PARK ACTIVE SITE	Directional Signs	Issue : A : B : C :	Date : 30.9.20	Drawn by : A.K. Approved by : J.B.	Related drawings : S 2, S 24 & S 43	Dimensions : SEE NOTE 5	Drawing No. NP 2514 Sheet 1 of 8
--	-------------------	------------------------------	-------------------	---	--	-------------------------------	--



NOTES

1. The legend is from the Transport Heavy alphabet at the x-heights shown.
2. Symbol details are given on drawings S 24 and S 43.
3. The tile outlines do not form part of the signs.
4. COLOURS:
Background & Symbols ----- WHITE
Legend, Arrow & Border ----- BLACK
Symbol panel ----- BLUE
P and '+' Symbols ----- WHITE
5. DIMENSIONS:
x-heights are in millimetres, other dimensions are in stroke widths. (4sw = x-height)
6. The bicycle symbol may be reversed as appropriate.
7. The panel may be varied to the panel shown on sheet 8.
8. A distance may be added.
9. The time period may be varied.

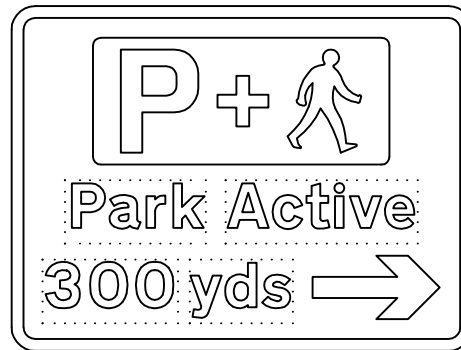
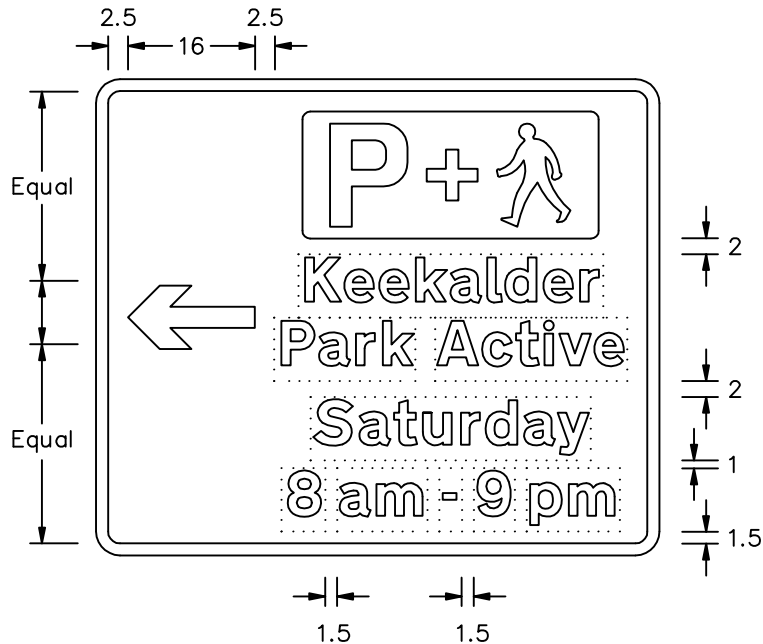

NP2514

Title:	Directional Signs	Issue:	Date:	Drawn by:	Related drawings:	Dimensions:	Drawing No.
DIRECTION TO A PARK ACTIVE SITE		A:	30.9.20	A.K.	S 24 & S 43	SEE NOTE 5	NP 2514
		B:		Approved by:			Sheet 2 of 8
		C:		J.B.			



Before using this drawing, confirm
that it has not been superseded.

x-ht
50 min =
300 max



NOTES

1. The legend is from the Transport Heavy alphabet at the x-heights shown.
2. Symbol details are given on drawings S 2 and S 43.
3. The tile outlines do not form part of the signs.
4. COLOURS:
Background & Symbols ----- WHITE
Legend, Chevron & Border ---- BLACK
Symbol panel ----- BLUE
P and '+' Symbols ----- WHITE
5. DIMENSIONS:
x-heights are in millimetres, other dimensions are in stroke widths. (4sw = x-height)
6. The pedestrian symbol may be reversed as appropriate.
7. The panel may be varied to the panel shown on sheet 7.
8. The distance may be varied.
9. The time period may be varied.

NP2514

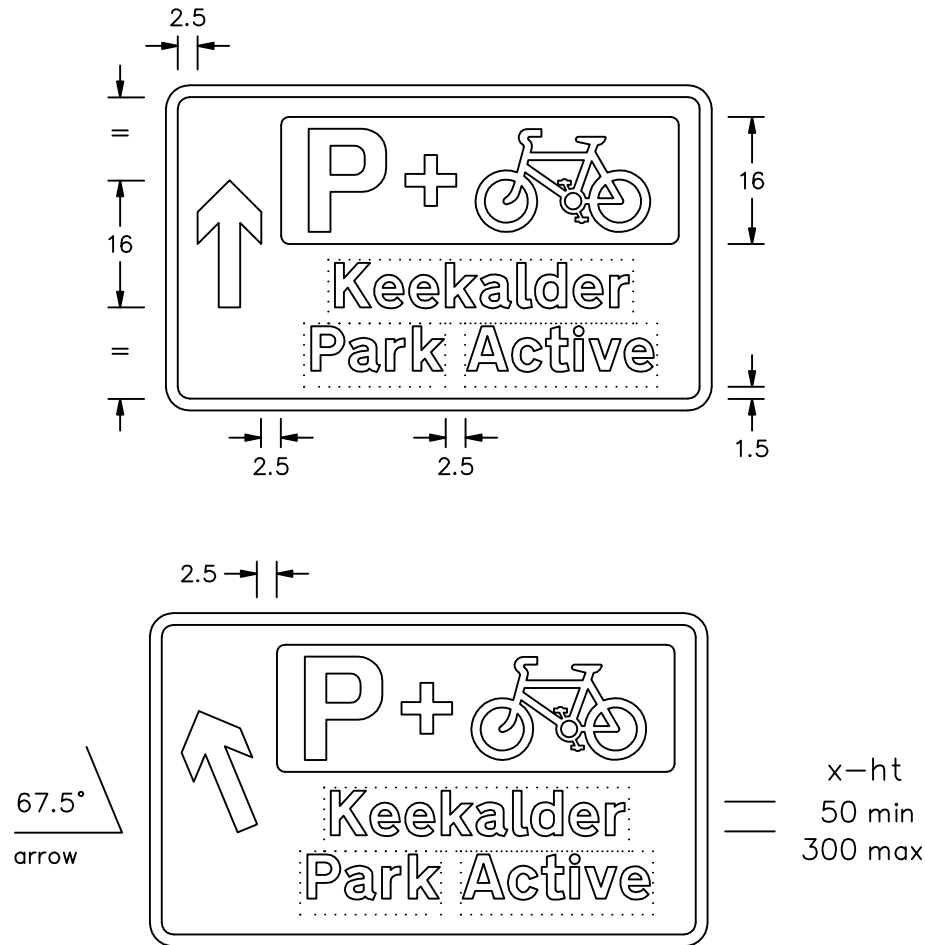
<p>Title: Directional Signs</p> <p>DIRECTION TO A PARK ACTIVE SITE</p>	<p>Issue: A: 30.9.20</p> <p>Date: B:</p> <p>C:</p>	<p>Drawn by: A.K.</p> <p>Approved by: J.B.</p>	<p>Related drawings: S 2 & S 43</p>	<p>Dimensions: SEE NOTE 5</p>	<p>Drawing No. NP 2514</p> <p>Sheet 3 of 8</p>
--	--	--	---	-------------------------------	--



Before using this drawing, confirm
that it has not been superseded.

NOTES

1. The legend is from the Transport Heavy alphabet at the x-heights shown.
2. Symbol details are given on drawings S 24 and S 43.
3. The tile outlines do not form part of the signs.
4. COLOURS:
Background & Symbols ----- WHITE
Legend, Arrow & Border ----- BLACK
Symbol panel ----- BLUE
P and '+' Symbols ----- WHITE
5. DIMENSIONS:
x-heights are in millimetres, other dimensions are in stroke widths. (4sw = x-height)
6. The bicycle symbol may be reversed as appropriate.
7. The panel may be varied to the panel shown on sheet 8.
8. A distance may be added.
9. A time period may be added.



DESIGN FOR USE ON MOTORWAYS AND AT
OTHER GRADE SEPARATED JUNCTIONS

NP2514

<p>Title: Directional Signs</p> <p>DIRECTION TO A PARK ACTIVE SITE</p>	<p>Issue: Date:</p> <p>A: 30.9.20</p> <p>B:</p> <p>C:</p>	<p>Drawn by: A.K.</p> <p>Approved by: J.B.</p>	<p>Related drawings: S 24 & S 43</p>	<p>Dimensions: SEE NOTE 5</p>	<p>Drawing No. NP 2514</p> <p>Sheet 4 of 8</p>
--	---	--	--	-------------------------------	--



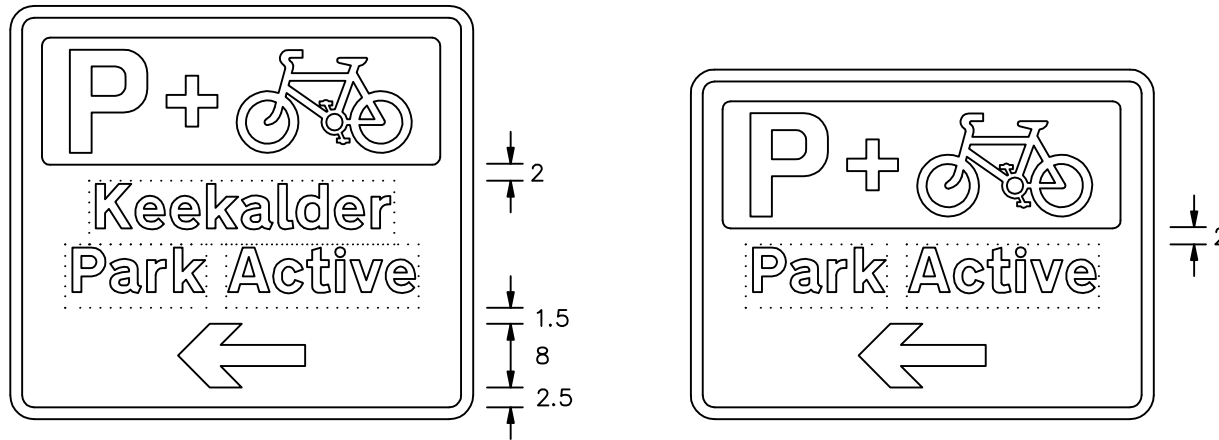
Department
for Transport

Before using this drawing, confirm
that it has not been superseded.

© CROWN COPYRIGHT

NOTES

1. The legend is from the Transport Heavy alphabet at the x-heights shown.
2. Symbol details are given on drawings S 24 and S 43.
3. The tile outlines do not form part of the signs.
4. COLOURS:
Background & Symbols ----- WHITE
Legend, Arrow & Border ----- BLACK
Symbol panel ----- BLUE
P and '+' Symbols ----- WHITE
5. DIMENSIONS:
x-heights are in millimetres, other dimensions are in stroke widths. (4sw = x-height)
6. The bicycle symbol may be reversed as appropriate.
7. The panel may be varied to the panel shown on sheet 8.
8. A distance may be added.
9. A time period may be added.



x-ht
50 min =
300 max



NP2514

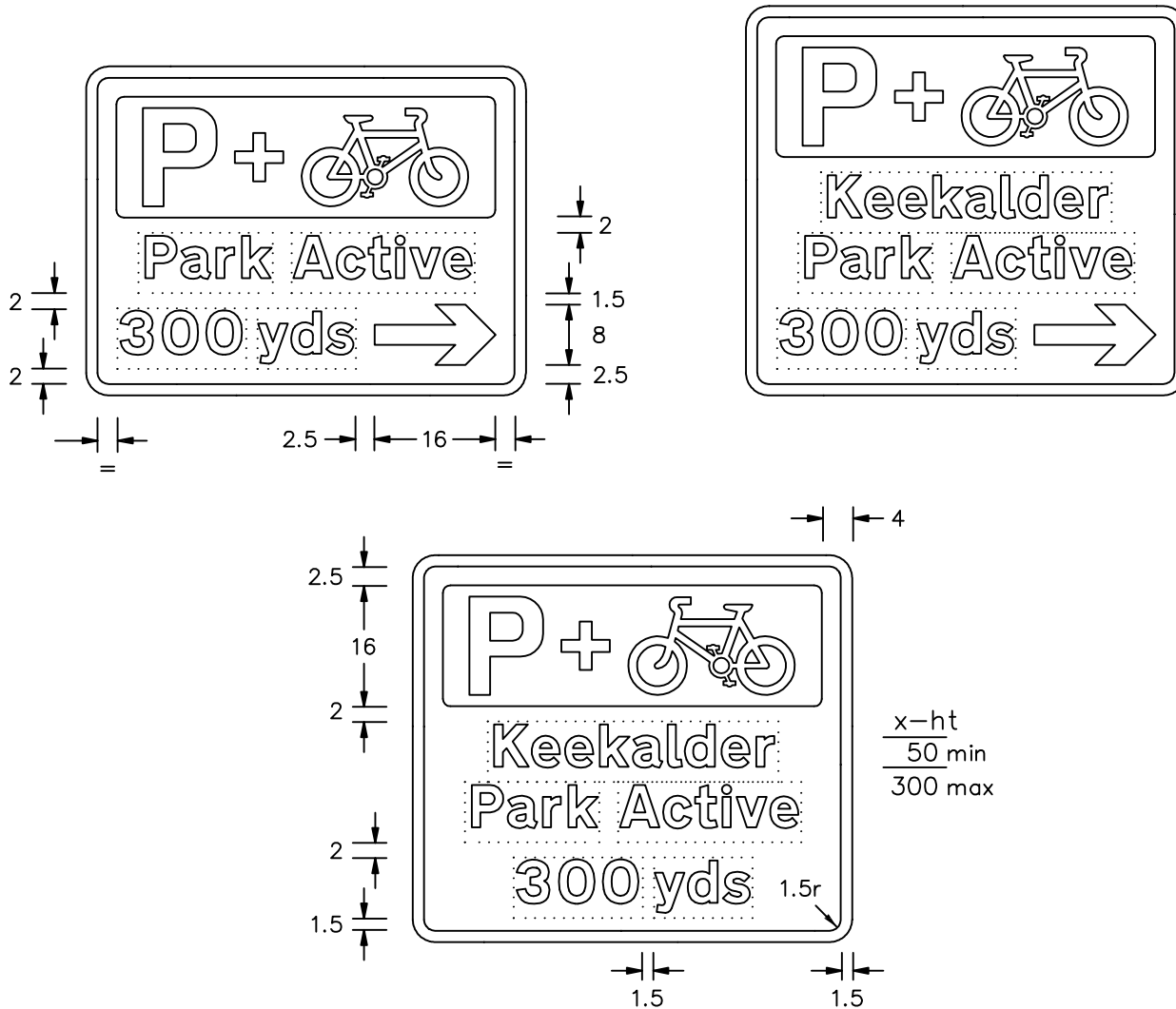
<p>Title: Directional Signs</p> <p>DIRECTION TO A PARK ACTIVE SITE</p>	<p>Issue: Date:</p> <p>A: 30.9.20</p> <p>B:</p> <p>C:</p>	<p>Drawn by :</p> <p>A.K.</p> <p>Approved by:</p> <p>J.B.</p>	<p>Related drawings :</p> <p>S 24 & S 43</p>	<p>Dimensions :</p> <p>SEE NOTE 5</p>	<p>Drawing No.</p> <p>NP 2514</p> <p>Sheet 5 of 8</p>
--	---	---	--	---	---



Before using this drawing, confirm that it has not been superseded.

NOTES

1. The legend is from the Transport Heavy alphabet at the x-heights shown.
2. Symbol details are given on drawings S 24 and S 43.
3. The tile outlines do not form part of the signs.
4. COLOURS:
Background & Symbols ----- WHITE
Legend, Arrow & Border ----- BLACK
Symbol panel ----- BLUE
P and '+' Symbols ----- WHITE
5. DIMENSIONS:
x-heights are in millimetres, other dimensions are in stroke widths. (4sw = x-height)
6. The bicycle symbol may be reversed as appropriate.
7. The panel may be varied to the panel shown on sheet 8.
8. The distance may be varied.
9. A time period may be added..



NP2514

<p>Title: Directional Signs</p> <p>DIRECTION TO A PARK ACTIVE SITE</p>	<p>Issue: A: 30.9.20</p> <p>Date: B: 30.9.20</p> <p>C:</p>	<p>Drawn by: A.K.</p> <p>Approved by: J.B.</p>	<p>Related drawings: S 24 & S 43</p>	<p>Dimensions: SEE NOTE 5</p>	<p>Drawing No. NP 2514</p> <p>Sheet 6 of 8</p>
--	--	--	--	-------------------------------	--





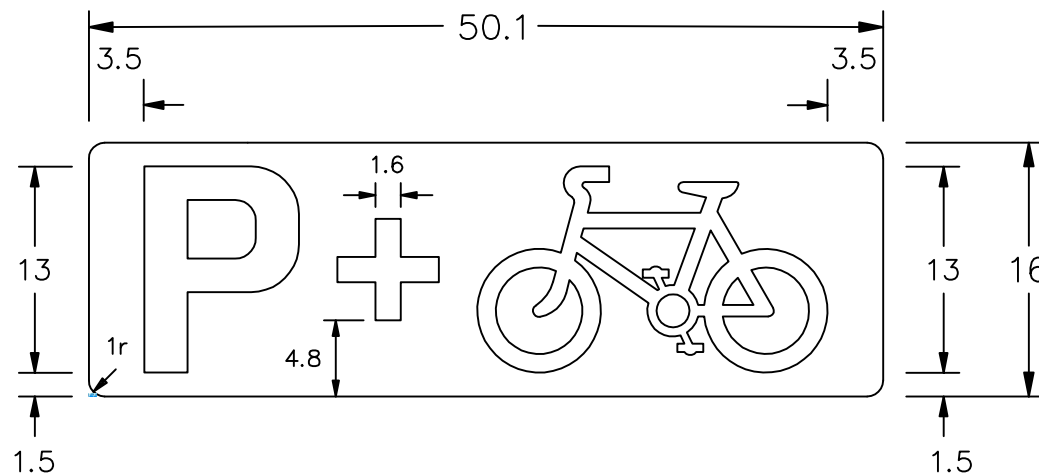
Department
for Transport

Before using this drawing, confirm
that it has not been superseded.

© CROWN COPYRIGHT

NOTES

1. Symbol details are given on drawings S 24 and S 43.
2. COLOURS:
Panel Background ----- BLUE
P, '+' and Cycle Symbols ----- WHITE
3. DIMENSIONS:
All dimensions are in stroke widths. (4sw = x-height of sign to which the panel is applied)
4. The bicycle symbol may be reversed as appropriate.
5. The panel must always be used with the legend "Park Active"; an additional legend may be added in any combination to indicate the location of the "Park Active" site.





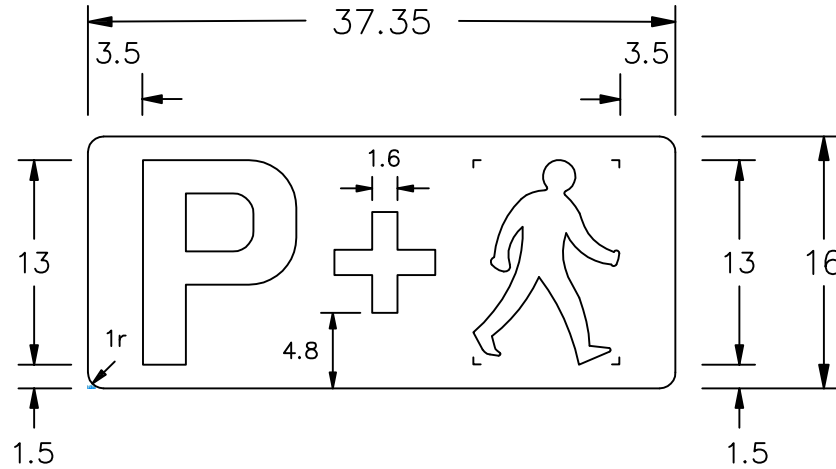
NP2514

<p>Title: Directional Signs</p> <p>DIRECTION TO A PARK ACTIVE SITE</p>	<p>Issue: Date:</p> <p>A: 30.9.20</p> <p>B:</p> <p>C:</p>	<p>Drawn by: A.K.</p> <p>Approved by: J.B.</p>	<p>Related drawings:</p> <p>S 24 & S 43</p>	<p>Dimensions:</p> <p>SEE NOTE 5</p>	<p>Drawing No.</p> <p>NP 2514</p> <p>Sheet 7 of 8</p>
--	---	--	---	--------------------------------------	---



NOTES

-
1. Symbol details are given on drawings S 2 and S 43.
 2. The tile outlines do not form part of the signs.
 3. COLOURS:
Panel Background ----- BLUE
P, '+' and Pedestrian Symbols ----- WHITE
 4. DIMENSIONS:
All dimensions are in stroke widths. (4sw = x-height of sign to which the panel is applied)
 5. The pedestrian symbol may be reversed as appropriate.
 6. The panel must always be used with the legend "Park Active"; an additional legend may be added in any combination to indicate the location of the "Park Active" site.



NP2514

Title: Directional Signs
DIRECTION TO A PARK ACTIVE SITE

Issue: Date:
A: 30.9.20
B:
C:

Drawn by :
A.K.
Approved by:
J.B.

Related drawings :
S 2 & S 43

Dimensions :
SEE
NOTE 5

Drawing No.
NP 2514
Sheet 8 of 8







