



Department
for Transport

Road Traffic Regulation Act 1984

Sections 64 and 65

Authorisation of traffic signs and special directions

Accessible transcript

Secretary of State for Transport's traffic authorisation of traffic signs for the purpose of giving directions to road users in the vicinity of the Sizewell C power station, on roads for which Suffolk County Council is the traffic authority

The following pages contain a copy of the text from the Secretary of State for Transport's traffic authorisation regarding the above traffic signs.

A scanned copy of the signed authorisation and supporting documents from the application are appended to this letter. The supporting material is submitted to the Department for Transport by a third party. You should refer to the party involved for accessible copies of the supporting material.



**ROAD TRAFFIC REGULATION ACT 1984 – SECTIONS 64 AND 65
AUTHORISATION OF TRAFFIC SIGNS AND SPECIAL DIRECTIONS**

The Secretary of State for Transport, in exercise of her powers under Sections 64 and 65 of the Road Traffic Regulation Act 1984, and all other powers enabling her in that behalf, for the purpose of giving directions to road users in the vicinity of the Sizewell C power station, on roads for which Suffolk County Council is the traffic authority, hereby:-

1. authorises the erection at appropriate sites on the said roads of traffic signs (hereinafter referred to as “the authorised signs”) conforming respectively as to size, colour and character with those shown on pages 1 to 18 in the attached sign guide numbered GT50/144/0024-1; and
2. directs that the authorised signs must be erected in compliance with any specific guidance and requirements (including those related to road user safety and accessibility) identified in the Traffic Signs Manual (TSM) Chapter 8 or an equivalent, risk assessed, site specific design and safe method of working derived from any other guidance in TSM; and
3. directs that any of the authorised signs which are intended to be in-place for six months or longer must be installed on vertical posts; and
4. directs, without prejudice to any statutory provisions to the like effect, that it is a condition of this authorisation that the erection of the authorised signs at or near the said sites shall continue to have effect only until such day as may be appointed by one month's notice given by the Secretary of State in writing to the traffic authority for the removal or alteration of the authorised signs and on that day the said authorisation shall, without prejudice to the giving of any further authorisation or direction, cease to have effect.



The provisions of Regulations 5, 7, 8 and 11 of the Traffic Signs Regulations 2016 (Part 1 of S.I. 2016/362, “the 2016 Regulations”) shall apply to the authorised signs in the same manner as they apply to the sign described in Schedule 13, Part 9, Paragraph 1(c) to those Regulations.

The provisions of Schedule 13, Parts 1 to 12 of the 2016 Regulations shall apply to the authorised signs in the same manner as they apply to the signs shown in Schedule 13 and to the signs described in Schedule 13, Part 9 to those Regulations.

Dated *9 February 2026*

Signed by authority of the Secretary of State

.....
A Delegated Official of the Department for Transport



Department
for Transport

SCANNED AUTHORISATION AND SUPPORTING DOCUMENTS FOLLOW



**ROAD TRAFFIC REGULATION ACT 1984 – SECTIONS 64 AND 65
AUTHORISATION OF TRAFFIC SIGNS AND SPECIAL DIRECTIONS**

The Secretary of State for Transport, in exercise of her powers under Sections 64 and 65 of the Road Traffic Regulation Act 1984, and all other powers enabling her in that behalf, for the purpose of giving directions to road users in the vicinity of the Sizewell C power station, on roads for which Suffolk County Council is the traffic authority, hereby:-

1. authorises the erection at appropriate sites on the said roads of traffic signs (hereinafter referred to as “the authorised signs”) conforming respectively as to size, colour and character with those shown on pages 1 to 18 in the attached sign guide numbered GT50/144/0024-1; and
2. directs that the authorised signs must be erected in compliance with any specific guidance and requirements (including those related to road user safety and accessibility) identified in the Traffic Signs Manual (TSM) Chapter 8 or an equivalent, risk assessed, site specific design and safe method of working derived from any other guidance in TSM; and
3. directs that any of the authorised signs which are intended to be in-place for six months or longer must be installed on vertical posts; and
4. directs, without prejudice to any statutory provisions to the like effect, that it is a condition of this authorisation that the erection of the authorised signs at or near the said sites shall continue to have effect only until such day as may be appointed by one month's notice given by the Secretary of State in writing to the traffic authority for the removal or alteration of the authorised signs and on that day the said authorisation shall, without prejudice to the giving of any further authorisation or direction, cease to have effect.



Department
for Transport


GT50/144/0024

The provisions of Regulations 5, 7, 8 and 11 of the Traffic Signs Regulations 2016 (Part 1 of S.I. 2016/362, "the 2016 Regulations") shall apply to the authorised signs in the same manner as they apply to the sign described in Schedule 13, Part 9, Paragraph 1(c) to those Regulations.

The provisions of Schedule 13, Parts 1 to 12 of the 2016 Regulations shall apply to the authorised signs in the same manner as they apply to the signs shown in Schedule 13 and to the signs described in Schedule 13, Part 9 to those Regulations.


Dated *9 February 2026*

Signed by authority of the Secretary of State



.....
A Delegated Official of the Department for Transport

CERTIFIED TRUE COPY

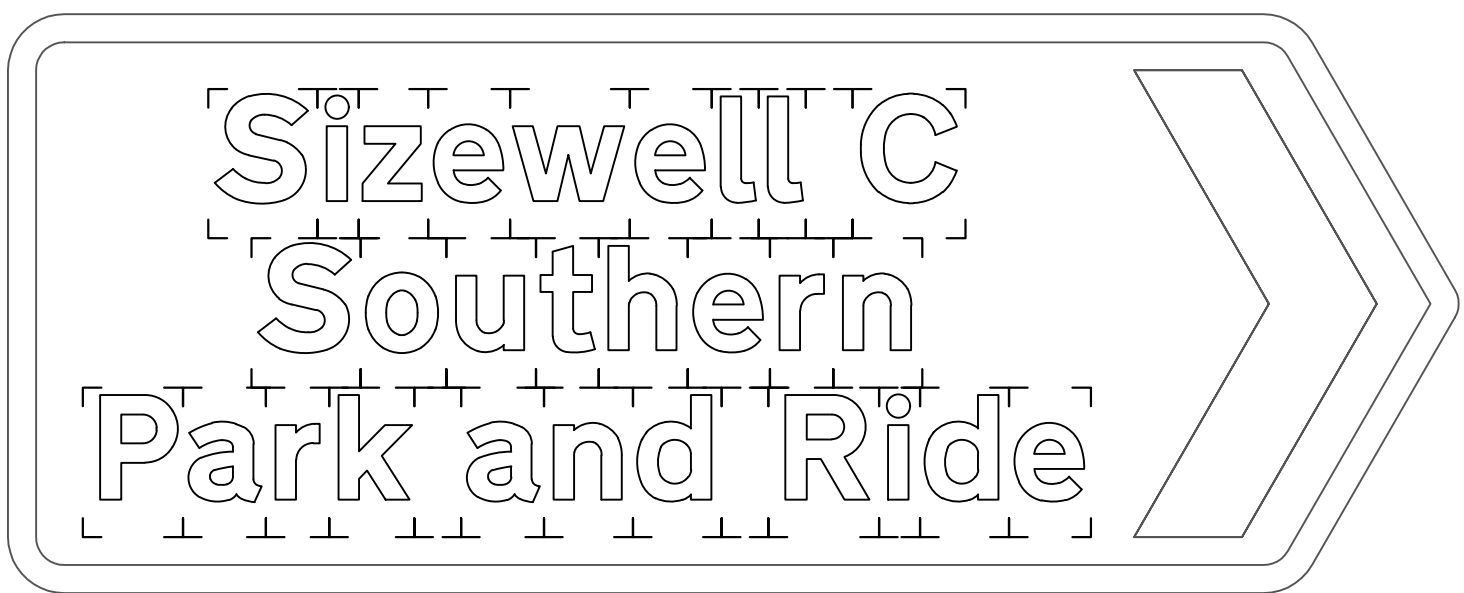


Department
for Transport

Date:
09/02/2026



Sign	Ref.	Sign A	x-height	150
Letter colour		BLACK	SIGN FACE	
Background		YELLOW	Width	2100 mm
Border		BLACK	Height	2550mm
Material	Class RA2 (12899-1:2007)		Area	5.36 m²



Sign	Ref.	Sign B	x-height	100
Letter colour		BLACK	SIGN FACE	
Background		YELLOW	Width	1940 mm
Border		BLACK	Height	775 mm
Material	Class RA2 (12899-1:2007)		Area	1.50 m²

UK PROTECTIVE MARKING: NOT PROTECTIVELY MARKED	
Reproduced from Ordnance Survey map with the permission of Ordnance Survey on behalf of the controller of His Majesty's Stationery Office © Crown copyright (2024). All Rights reserved. NNB GenCo Licence: 0100060408	
DRAWING GRID / COORDINATE SYSTEM:	
SITE LOCAL GRID	<input type="checkbox"/> NATIONAL GRID OSGB36
OTHER GRID	<input type="checkbox"/> (To be defined in the contract project plan)
CONTRACT PROJECT PLAN DOC. REF. No:	N/A

NOTES:

1. ALL DIMENSIONS ARE SHOWN IN MILLIMETRES UNLESS OTHERWISE STATED.
2. DO NOT SCALE FROM THIS DRAWING.
3. THESE DRAWINGS ARE TO BE PRINTED IN COLOUR.

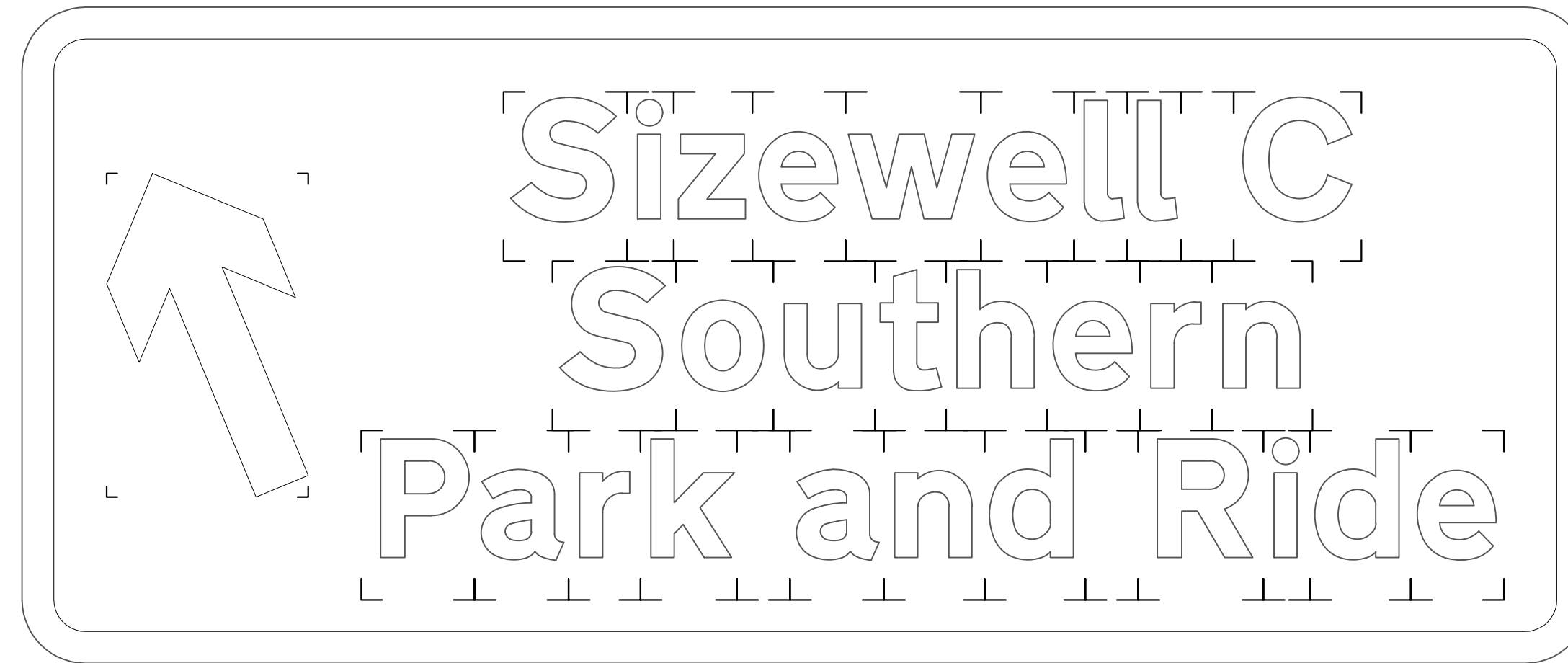


Department for Transport

Date: 09 February 2026

Number: GT50/144/0024-1

[illegible]

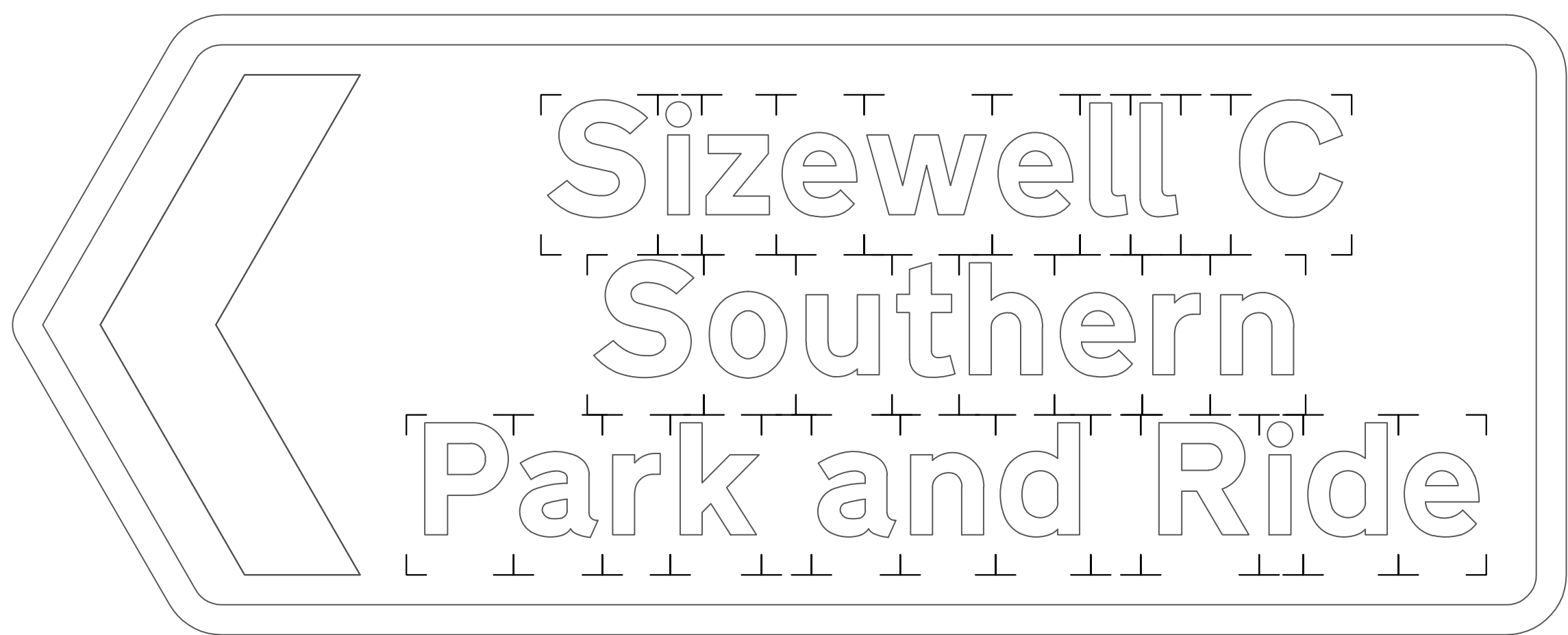


Sign	Ref.	Sign D	x-height	150
Letter colour		BLACK	SIGN FACE	
Background		YELLOW	Width	2780 mm
Border		BLACK	Height	1160 mm
Material	Class RA2 (12899-1:2007)		Area	3.22 m²

NOTES:

1. ALL DIMENSIONS ARE SHOWN IN MILLIMETRES UNLESS OTHERWISE STATED.
2. DO NOT SCALE FROM THIS DRAWING.
3. THESE DRAWINGS ARE TO BE PRINTED IN COLOUR.

Page 2



Sign	Ref.	Sign H	x-height	100
Letter colour		BLACK	SIGN FACE	
Background		YELLOW	Width	1940 mm
Border		BLACK	Height	775 mm
Material	Class RA2 (12899-1:2007)		Area	1.42 m²

NOTES:

1. ALL DIMENSIONS ARE SHOWN IN MILLIMETRES UNLESS OTHERWISE STATED.
2. DO NOT SCALE FROM THIS DRAWING.
3. THESE DRAWINGS ARE TO BE PRINTED IN COLOUR.

CONTRACTOR COMPANY TRADE NAME: WSP																								
CONTRACTOR REF. No: SZC-AD0291-WSP-ADHHSN-OFXXXX-DRW-HCH-000054																								
CONTRACT NUMBER: WSP_ASD000-007																								
CONTRACTOR WBS CODE: AD0291		QRA RELATED		Yes <input type="checkbox"/> No <input checked="" type="checkbox"/>																				
APPLICABILITY: 1: Document related to Unit 1 2: Document related to Unit 2 9: Documents that applies to buildings/systems common to Unit 1 & 2 0: Documents that relate exclusively to buildings or systems that are common to the whole site (e.g. parking, ancillary buildings...)		<table border="1"> <tr> <td colspan="5">NUCL/REP/EPR/UX</td> </tr> <tr> <td colspan="5">SZC (doc: SZC)</td> </tr> <tr> <td>0</td> <td>1</td> <td>2</td> <td>9</td> <td></td> </tr> <tr> <td>X</td> <td></td> <td></td> <td></td> <td></td> </tr> </table>		NUCL/REP/EPR/UX					SZC (doc: SZC)					0	1	2	9		X					BUILDING 000 SYSTEM N/A
NUCL/REP/EPR/UX																								
SZC (doc: SZC)																								
0	1	2	9																					
X																								

TEAMS CENTRE REFERENCE No.

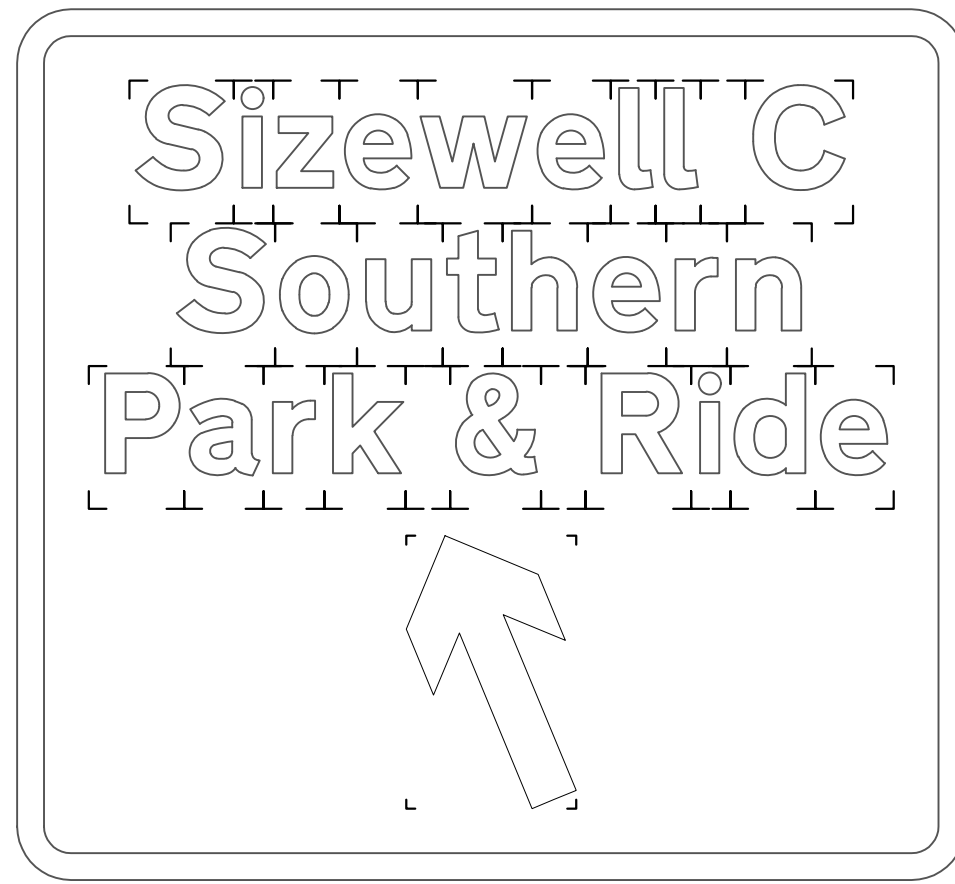
101620264

This pattern must be entirely readable

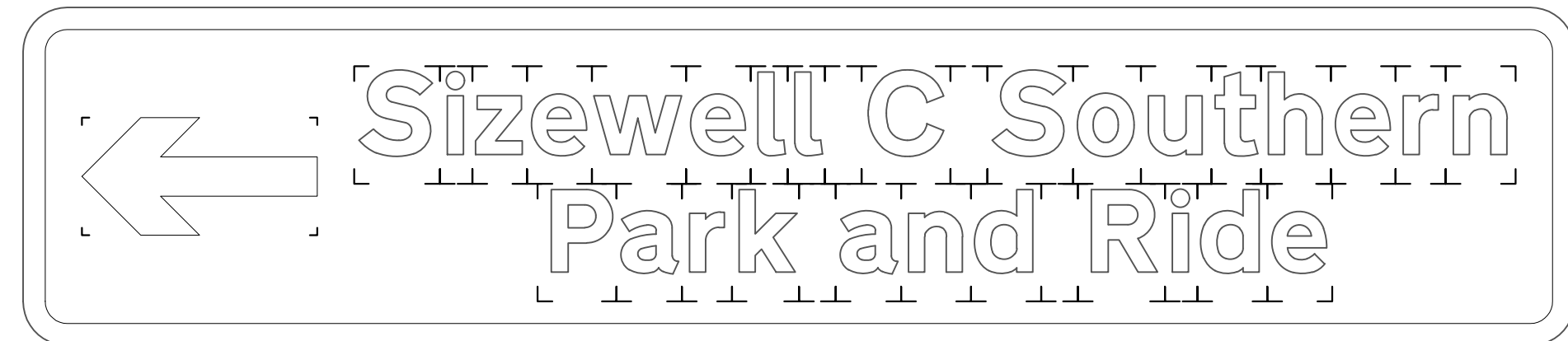
For A0 and A1: ABERPFTLLUOCCGQUVWNSZXKY
zsaecommvnxirfkhbdpgyjl 71423855690

0 1 2 3 4 5 6 7 8 9 10



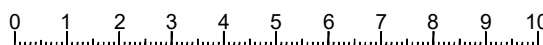




Company (SZC) Limited. All rights reserved. No part of this drawing to be reproduced without prior permission.

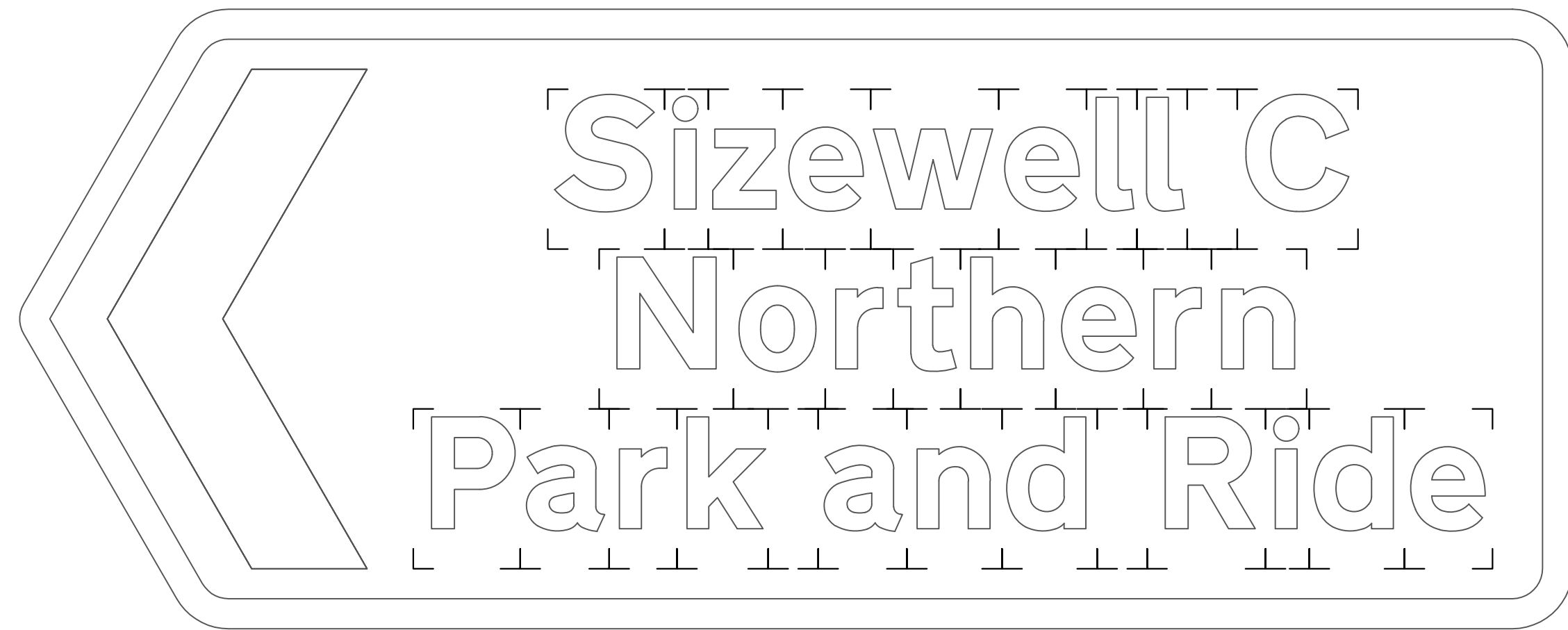


Sign	Ref.	Sign I	x-height	150
Letter colour		BLACK	SIGN FACE	
Background		YELLOW	Width	1990 mm
Border		BLACK	Height	1830mm
Material	Class RA2 (12899-1:2007)		Area	3.64 m²



Sign	Ref.	Sign J	x-height	125
Letter colour		BLACK	SIGN FACE	
Background		YELLOW	Width	3295 mm
Border		BLACK	Height	720 mm
Material	Class RA2 (12899-1:2007)		Area	2.37 m²

UK PROTECTIVE MARKING: NOT PROTECTIVELY MARKED																																																																																																																																																					
Reproduced from Ordnance Survey map with the permission of Ordnance Survey on behalf of the controller of His Majesty's Stationery Office © Crown copyright (2024). All Rights reserved. NNB GenCo Licence: 0100060408																																																																																																																																																					
DRAWING GRID / COORDINATE SYSTEM:																																																																																																																																																					
SITE LOCAL GRID			<input type="checkbox"/>		NATIONAL GRID OSGB36			<input checked="" type="checkbox"/>																																																																																																																																													
OTHER GRID			<input type="checkbox"/>		(To be defined in the contract project plan)																																																																																																																																																
CONTRACT PROJECT PLAN DOC. REF. No:					N/A																																																																																																																																																
 NOTES: 1. ALL DIMENSIONS ARE SHOWN IN MILLIMETRES UNLESS OTHERWISE STATED. 2. DO NOT SCALE FROM THIS DRAWING. 3. THESE DRAWINGS ARE TO BE PRINTED IN COLOUR.																																																																																																																																																					
 <table><thead><tr><th>REV.</th><th>DATE</th><th>PREPARED BY</th><th>CHECKED BY</th><th>STATUS</th><th colspan="4">REASONS FOR REVISION</th><th>APPROVED BY</th></tr></thead><tbody><tr><td>P01</td><td>16/06/25</td><td>KR</td><td>JS</td><td>P1</td><td colspan="4">FIRST REVISION</td><td>AJA</td></tr></tbody></table> <div><div><p>Sizewell C The power of good for Britain</p></div><div><table><tr><td>1st partner</td><td>2nd partner</td></tr><tr><td>NNB GEN</td><td>EDF ENERGY</td></tr></table></div></div> <p>CONTRACTOR COMPANY TRADE NAME: WSP</p> <p>CONTRACTOR REF. No: SZC-AD0291-WSP-ADHHSN-OFXXXX-DRW-HCH-000055</p> <p>CONTRACT NUMBER: WSP__ASD000-007</p> <table><tr><td colspan="3">CONTRACTOR WBS CODE: AD0291</td><td colspan="2">QRA RELATED</td><td colspan="3">Yes <input type="checkbox"/> No <input checked="" type="checkbox"/></td></tr><tr><td colspan="4">APPLICABILITY: 1: Document related to Unit 1 2: Document related to Unit 2 9: Document that applies to buildings/systems common to Unit 1 & 2 0: Documents that relate exclusively to buildings or systems that are common to the whole site (e.g. parking, ancillary buildings...)</td><td colspan="2"><table><tr><td colspan="5">NUCL/REP/EPRI/UKX</td></tr><tr><td colspan="5">SZC (doc: SZ)</td></tr><tr><td>0</td><td>1</td><td>2</td><td colspan="2">9</td></tr><tr><td>X</td><td></td><td></td><td colspan="2"></td></tr></table></td><td colspan="2"><table><tr><td>BUILDING</td></tr><tr><td>000</td></tr><tr><td>SYSTEM</td></tr><tr><td>N/A</td></tr></table></td></tr><tr><td colspan="2"><table><tr><td>SCALE</td><td rowspan="3">DESCRIPTION</td></tr><tr><td>NTS</td></tr><tr><td><table><tr><td>SIZE</td><td>A1</td></tr><tr><td>PAGE</td><td>1/1</td></tr></table></td></tr></table></td><td colspan="6"><p>SIZEWELL C CWH5 - PEAK CONSTRUCTION SIGNFACE DESIGN FOR DFT NON-PRESCRIBED SIGN (SCC NETWORK SHEET 5)</p></td></tr><tr><td colspan="10">TEAMSCENTRE REFERENCE No. 101620265</td></tr><tr><td colspan="5">DOCUMENT SUB -TYPE DRW</td><td colspan="5">EDF CLASSIFICATION CODE N/A</td></tr><tr><td colspan="5">SUBCONTRACTOR COMPANY TRADE NAME N/A</td><td colspan="5">SUBCONTRACTOR DOCUMENT REF. No N/A</td></tr><tr><td colspan="5"></td><td colspan="5"><p>This pattern must be entirely readable</p><p>For A0 and A1: ABERPETHLUOOCGGUUVWMSZKXY zsaeocummxirfnhdpggyfr 71423855690</p></td></tr><tr><td colspan="3">INTELLECTUAL PROPERTY OWNERSHIP:</td><td colspan="2">NNB: OWNERSHIP</td><td colspan="2">EDF: N/A</td><td colspan="3">CONTRACTOR: OWNERSHIP</td></tr><tr><td colspan="10">UK PROTECTIVE MARKING: NOT PROTECTIVELY MARKED</td></tr></table>										REV.	DATE	PREPARED BY	CHECKED BY	STATUS	REASONS FOR REVISION				APPROVED BY	P01	16/06/25	KR	JS	P1	FIRST REVISION				AJA	1st partner	2nd partner	NNB GEN	EDF ENERGY	CONTRACTOR WBS CODE: AD0291			QRA RELATED		Yes <input type="checkbox"/> No <input checked="" type="checkbox"/>			APPLICABILITY: 1: Document related to Unit 1 2: Document related to Unit 2 9: Document that applies to buildings/systems common to Unit 1 & 2 0: Documents that relate exclusively to buildings or systems that are common to the whole site (e.g. parking, ancillary buildings...)				<table><tr><td colspan="5">NUCL/REP/EPRI/UKX</td></tr><tr><td colspan="5">SZC (doc: SZ)</td></tr><tr><td>0</td><td>1</td><td>2</td><td colspan="2">9</td></tr><tr><td>X</td><td></td><td></td><td colspan="2"></td></tr></table>		NUCL/REP/EPRI/UKX					SZC (doc: SZ)					0	1	2	9		X					<table><tr><td>BUILDING</td></tr><tr><td>000</td></tr><tr><td>SYSTEM</td></tr><tr><td>N/A</td></tr></table>		BUILDING	000	SYSTEM	N/A	<table><tr><td>SCALE</td><td rowspan="3">DESCRIPTION</td></tr><tr><td>NTS</td></tr><tr><td><table><tr><td>SIZE</td><td>A1</td></tr><tr><td>PAGE</td><td>1/1</td></tr></table></td></tr></table>		SCALE	DESCRIPTION	NTS	<table><tr><td>SIZE</td><td>A1</td></tr><tr><td>PAGE</td><td>1/1</td></tr></table>	SIZE	A1	PAGE	1/1	<p>SIZEWELL C CWH5 - PEAK CONSTRUCTION SIGNFACE DESIGN FOR DFT NON-PRESCRIBED SIGN (SCC NETWORK SHEET 5)</p>						TEAMSCENTRE REFERENCE No. 101620265										DOCUMENT SUB -TYPE DRW					EDF CLASSIFICATION CODE N/A					SUBCONTRACTOR COMPANY TRADE NAME N/A					SUBCONTRACTOR DOCUMENT REF. No N/A										<p>This pattern must be entirely readable</p> <p>For A0 and A1: ABERPETHLUOOCGGUUVWMSZKXY zsaeocummxirfnhdpggyfr 71423855690</p> 					INTELLECTUAL PROPERTY OWNERSHIP:			NNB: OWNERSHIP		EDF: N/A		CONTRACTOR: OWNERSHIP			UK PROTECTIVE MARKING: NOT PROTECTIVELY MARKED									
REV.	DATE	PREPARED BY	CHECKED BY	STATUS	REASONS FOR REVISION				APPROVED BY																																																																																																																																												
P01	16/06/25	KR	JS	P1	FIRST REVISION				AJA																																																																																																																																												
1st partner	2nd partner																																																																																																																																																				
NNB GEN	EDF ENERGY																																																																																																																																																				
CONTRACTOR WBS CODE: AD0291			QRA RELATED		Yes <input type="checkbox"/> No <input checked="" type="checkbox"/>																																																																																																																																																
APPLICABILITY: 1: Document related to Unit 1 2: Document related to Unit 2 9: Document that applies to buildings/systems common to Unit 1 & 2 0: Documents that relate exclusively to buildings or systems that are common to the whole site (e.g. parking, ancillary buildings...)				<table><tr><td colspan="5">NUCL/REP/EPRI/UKX</td></tr><tr><td colspan="5">SZC (doc: SZ)</td></tr><tr><td>0</td><td>1</td><td>2</td><td colspan="2">9</td></tr><tr><td>X</td><td></td><td></td><td colspan="2"></td></tr></table>		NUCL/REP/EPRI/UKX					SZC (doc: SZ)					0	1	2	9		X					<table><tr><td>BUILDING</td></tr><tr><td>000</td></tr><tr><td>SYSTEM</td></tr><tr><td>N/A</td></tr></table>		BUILDING	000	SYSTEM	N/A																																																																																																																						
NUCL/REP/EPRI/UKX																																																																																																																																																					
SZC (doc: SZ)																																																																																																																																																					
0	1	2	9																																																																																																																																																		
X																																																																																																																																																					
BUILDING																																																																																																																																																					
000																																																																																																																																																					
SYSTEM																																																																																																																																																					
N/A																																																																																																																																																					
<table><tr><td>SCALE</td><td rowspan="3">DESCRIPTION</td></tr><tr><td>NTS</td></tr><tr><td><table><tr><td>SIZE</td><td>A1</td></tr><tr><td>PAGE</td><td>1/1</td></tr></table></td></tr></table>		SCALE	DESCRIPTION	NTS	<table><tr><td>SIZE</td><td>A1</td></tr><tr><td>PAGE</td><td>1/1</td></tr></table>	SIZE	A1	PAGE	1/1	<p>SIZEWELL C CWH5 - PEAK CONSTRUCTION SIGNFACE DESIGN FOR DFT NON-PRESCRIBED SIGN (SCC NETWORK SHEET 5)</p>																																																																																																																																											
SCALE	DESCRIPTION																																																																																																																																																				
NTS																																																																																																																																																					
<table><tr><td>SIZE</td><td>A1</td></tr><tr><td>PAGE</td><td>1/1</td></tr></table>		SIZE	A1	PAGE	1/1																																																																																																																																																
SIZE	A1																																																																																																																																																				
PAGE	1/1																																																																																																																																																				
TEAMSCENTRE REFERENCE No. 101620265																																																																																																																																																					
DOCUMENT SUB -TYPE DRW					EDF CLASSIFICATION CODE N/A																																																																																																																																																
SUBCONTRACTOR COMPANY TRADE NAME N/A					SUBCONTRACTOR DOCUMENT REF. No N/A																																																																																																																																																
					<p>This pattern must be entirely readable</p> <p>For A0 and A1: ABERPETHLUOOCGGUUVWMSZKXY zsaeocummxirfnhdpggyfr 71423855690</p> 																																																																																																																																																
INTELLECTUAL PROPERTY OWNERSHIP:			NNB: OWNERSHIP		EDF: N/A		CONTRACTOR: OWNERSHIP																																																																																																																																														
UK PROTECTIVE MARKING: NOT PROTECTIVELY MARKED																																																																																																																																																					



Sign	Ref.	Sign M	x-height	100
Letter colour		BLACK	SIGN FACE	
Background		YELLOW	Width	1940 mm
Border		BLACK	Height	775 mm
Material	Class RA2 (12899-1:2007)		Area	1.42 m²

CONTRACTOR COMPANY TRADE NAME: WSP

CONTRACTOR REF. NO: SZC-AD0291-WSP-ADHSHN-OFXXXX-DRW-HCH-000056

CONTRACT NUMBER: WSP_ ASD000-007

CONTRACTOR WBS CODE: AD0291

QRA RELATED

Yes ☐ No ☒

APPLICABILITY:

1: Document related to Unit 1
2: Document related to Unit 2
3: Document that applies to buildings/systems common to Unit 1 & 2
0: Documents that relate exclusively to buildings or systems that are common to the whole site (e.g. parking, ancillary buildings...)

NUCL/REP/EPR/UXX
SZC (doc: SZ)

0129

X

BUILDING

000

SYSTEM

N/A

SCALE

NTS

SIZE A1

PAGE

1/1

DESCRIPTION

SIZESWELL C CWHS - PEAK
CONSTRUCTION SIGNFACE DESIGN
FOR DFT NON-PREScribed SIGN
(SCC NETWORK SHEET 6)

TEAMSCENTRE REFERENCE NO.


101620266

DOCUMENT SUB -TYPE
DRW

SUBCONTRACTOR COMPANY TRADE NAME
N/A

EDF CLASSIFICATION CODE
N/A

SUBCONTRACTOR DOCUMENT REF. No
N/A




This pattern must be entirely readable

For A0 and A1 : ABERPFTHLUOOCGQWVWNSZKXY

zsaocnmwckrltdpdyll 71423855690

012345678910



INTELLECTUAL
PROPERTY OWNERSHIP:

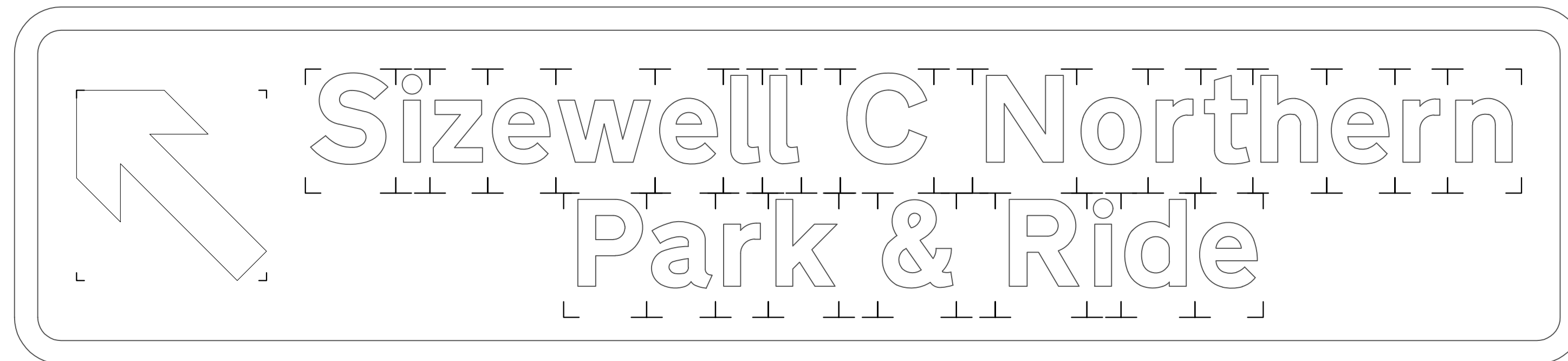
NNB:
OWNERSHIP

EDF:
N/A







CONTRACTOR:
OWNERSHIP


UK PROTECTIVE MARKING:

NOT PROTECTIVELY MARKED

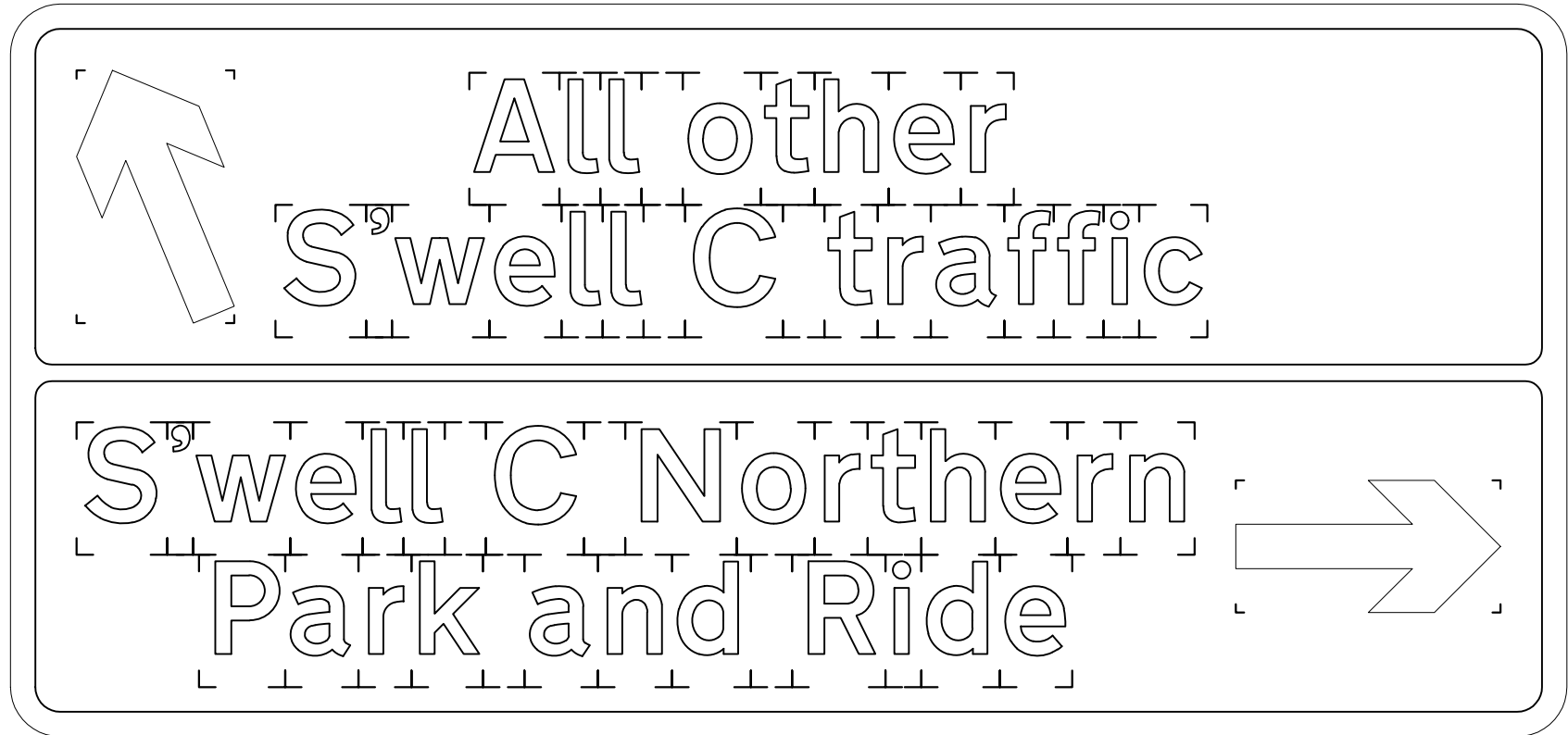


Sign	Ref.	Sign N	x-height	100
Letter colour		BLACK	SIGN FACE	
Background		YELLOW	Width	2530 mm
Border		BLACK	Height	575 mm
Material	Class RA2 (12899-1:2007)		Area	1.45 m²

UK PROTECTIVE MARKING: NOT PROTECTIVELY MARKED																																																																																																																																																																								
Reproduced from Ordnance Survey map with the permission of Ordnance Survey on behalf of the controller of His Majesty's Stationery Office © Crown copyright (2024). All Rights reserved. NNB GenCo Licence: 0100060408																																																																																																																																																																								
DRAWING GRID / COORDINATE SYSTEM:																																																																																																																																																																								
SITE LOCAL GRID				<input type="checkbox"/>	NATIONAL GRID OSGB36				<input checked="" type="checkbox"/>																																																																																																																																																															
OTHER GRID				<input type="checkbox"/>	(To be defined in the contract project plan)																																																																																																																																																																			
CONTRACT PROJECT PLAN DOC. REF. No:					N/A																																																																																																																																																																			
NOTES: 1. ALL DIMENSIONS ARE SHOWN IN MILLIMETRES UNLESS OTHERWISE STATED. 2. DO NOT SCALE FROM THIS DRAWING. 3. THESE DRAWINGS ARE TO BE PRINTED IN COLOUR.																																																																																																																																																																								
<div><table><tr><td colspan="10">CONTRACTOR COMPANY TRADE NAME: WSP</td></tr><tr><td colspan="10">CONTRACTOR REF. No: SZC-AD0291-WSP-ADHHSN-OFXXX-DRW-HCH-000057</td></tr><tr><td colspan="10">CONTRACT NUMBER: WSP__ASD000-007</td></tr><tr><td colspan="5">CONTRACTOR WBS CODE: AD0291</td><td colspan="5">ORA RELATED Yes <input type="checkbox"/> No <input checked="" type="checkbox"/></td></tr><tr><td colspan="5" rowspan="2">APPLICABILITY: 1: Document related to Unit 1 2: Document related to Unit 2 9: Document that applies to buildings/systems common to Unit 1 & 2 0: Documents that relate exclusively to buildings or systems that are common to the whole site (e.g. parking, ancillary buildings...)</td><td colspan="3"><table><tr><td colspan="4">NUCL/REP/EPRI/UKX</td></tr><tr><td colspan="4">SZC (doc: SZ)</td></tr><tr><td>0</td><td>1</td><td>2</td><td>9</td></tr><tr><td>X</td><td></td><td></td><td></td></tr></table></td><td colspan="2"><table><tr><td colspan="2">BUILDING</td></tr><tr><td colspan="2">000</td></tr><tr><td colspan="2">SYSTEM</td></tr><tr><td colspan="2">N/A</td></tr></table></td></tr><tr><td colspan="2">SCALE NTS</td><td colspan="8" rowspan="3">DESCRIPTION SIZEWELL C CWHs - PEAK CONSTRUCTION SIGNFACE DESIGN FOR DFT NON-PREScribed SIGN (SCC NETWORK SHEET 7)</td></tr><tr><td colspan="2">SIZE A1</td></tr><tr><td colspan="2">PAGE 1/1</td></tr><tr><td colspan="10">TEAMS CENTRE REFERENCE No. 101620267</td></tr><tr><td colspan="5">DOCUMENT SUB -TYPE DRW</td><td colspan="5">EDF CLASSIFICATION CODE N/A</td></tr><tr><td colspan="5">SUBCONTRACTOR COMPANY TRADE NAME N/A</td><td colspan="5">SUBCONTRACTOR DOCUMENT REF. No N/A</td></tr><tr><td colspan="5"></td><td colspan="5"><div>This pattern must be entirely readable For A0 and A1 : ABERPPTHUOOCGQUJWVWMSZKXY zsaeocmvmwxirfbidpggyfr 71423855690</div><div><table><tr><td>0</td><td>1</td><td>2</td><td>3</td><td>4</td><td>5</td><td>6</td><td>7</td><td>8</td><td>9</td><td>10</td></tr></table></div></td></tr><tr><td colspan="3">INTELLECTUAL PROPERTY OWNERSHIP:</td><td colspan="2">NNB: OWNERSHIP</td><td colspan="2">EDF: N/A</td><td colspan="3">CONTRACTOR: OWNERSHIP</td></tr><tr><td colspan="10">UK PROTECTIVE MARKING: NOT PROTECTIVELY MARKED</td></tr></table></div>										CONTRACTOR COMPANY TRADE NAME: WSP										CONTRACTOR REF. No: SZC-AD0291-WSP-ADHHSN-OFXXX-DRW-HCH-000057										CONTRACT NUMBER: WSP__ASD000-007										CONTRACTOR WBS CODE: AD0291					ORA RELATED Yes <input type="checkbox"/> No <input checked="" type="checkbox"/>					APPLICABILITY: 1: Document related to Unit 1 2: Document related to Unit 2 9: Document that applies to buildings/systems common to Unit 1 & 2 0: Documents that relate exclusively to buildings or systems that are common to the whole site (e.g. parking, ancillary buildings...)					<table><tr><td colspan="4">NUCL/REP/EPRI/UKX</td></tr><tr><td colspan="4">SZC (doc: SZ)</td></tr><tr><td>0</td><td>1</td><td>2</td><td>9</td></tr><tr><td>X</td><td></td><td></td><td></td></tr></table>			NUCL/REP/EPRI/UKX				SZC (doc: SZ)				0	1	2	9	X				<table><tr><td colspan="2">BUILDING</td></tr><tr><td colspan="2">000</td></tr><tr><td colspan="2">SYSTEM</td></tr><tr><td colspan="2">N/A</td></tr></table>		BUILDING		000		SYSTEM		N/A		SCALE NTS		DESCRIPTION SIZEWELL C CWHs - PEAK CONSTRUCTION SIGNFACE DESIGN FOR DFT NON-PREScribed SIGN (SCC NETWORK SHEET 7)								SIZE A1		PAGE 1/1		TEAMS CENTRE REFERENCE No. 101620267										DOCUMENT SUB -TYPE DRW					EDF CLASSIFICATION CODE N/A					SUBCONTRACTOR COMPANY TRADE NAME N/A					SUBCONTRACTOR DOCUMENT REF. No N/A										<div>This pattern must be entirely readable For A0 and A1 : ABERPPTHUOOCGQUJWVWMSZKXY zsaeocmvmwxirfbidpggyfr 71423855690</div> <div><table><tr><td>0</td><td>1</td><td>2</td><td>3</td><td>4</td><td>5</td><td>6</td><td>7</td><td>8</td><td>9</td><td>10</td></tr></table></div> 					0	1	2	3	4	5	6	7	8	9	10	INTELLECTUAL PROPERTY OWNERSHIP:			NNB: OWNERSHIP		EDF: N/A		CONTRACTOR: OWNERSHIP			UK PROTECTIVE MARKING: NOT PROTECTIVELY MARKED									
CONTRACTOR COMPANY TRADE NAME: WSP																																																																																																																																																																								
CONTRACTOR REF. No: SZC-AD0291-WSP-ADHHSN-OFXXX-DRW-HCH-000057																																																																																																																																																																								
CONTRACT NUMBER: WSP__ASD000-007																																																																																																																																																																								
CONTRACTOR WBS CODE: AD0291					ORA RELATED Yes <input type="checkbox"/> No <input checked="" type="checkbox"/>																																																																																																																																																																			
APPLICABILITY: 1: Document related to Unit 1 2: Document related to Unit 2 9: Document that applies to buildings/systems common to Unit 1 & 2 0: Documents that relate exclusively to buildings or systems that are common to the whole site (e.g. parking, ancillary buildings...)					<table><tr><td colspan="4">NUCL/REP/EPRI/UKX</td></tr><tr><td colspan="4">SZC (doc: SZ)</td></tr><tr><td>0</td><td>1</td><td>2</td><td>9</td></tr><tr><td>X</td><td></td><td></td><td></td></tr></table>			NUCL/REP/EPRI/UKX				SZC (doc: SZ)				0	1	2	9	X				<table><tr><td colspan="2">BUILDING</td></tr><tr><td colspan="2">000</td></tr><tr><td colspan="2">SYSTEM</td></tr><tr><td colspan="2">N/A</td></tr></table>		BUILDING		000		SYSTEM		N/A																																																																																																																																								
					NUCL/REP/EPRI/UKX																																																																																																																																																																			
SZC (doc: SZ)																																																																																																																																																																								
0	1	2	9																																																																																																																																																																					
X																																																																																																																																																																								
BUILDING																																																																																																																																																																								
000																																																																																																																																																																								
SYSTEM																																																																																																																																																																								
N/A																																																																																																																																																																								
SCALE NTS		DESCRIPTION SIZEWELL C CWHs - PEAK CONSTRUCTION SIGNFACE DESIGN FOR DFT NON-PREScribed SIGN (SCC NETWORK SHEET 7)																																																																																																																																																																						
SIZE A1																																																																																																																																																																								
PAGE 1/1																																																																																																																																																																								
TEAMS CENTRE REFERENCE No. 101620267																																																																																																																																																																								
DOCUMENT SUB -TYPE DRW					EDF CLASSIFICATION CODE N/A																																																																																																																																																																			
SUBCONTRACTOR COMPANY TRADE NAME N/A					SUBCONTRACTOR DOCUMENT REF. No N/A																																																																																																																																																																			
					<div>This pattern must be entirely readable For A0 and A1 : ABERPPTHUOOCGQUJWVWMSZKXY zsaeocmvmwxirfbidpggyfr 71423855690</div> <div><table><tr><td>0</td><td>1</td><td>2</td><td>3</td><td>4</td><td>5</td><td>6</td><td>7</td><td>8</td><td>9</td><td>10</td></tr></table></div> 					0	1	2	3	4	5	6	7	8	9	10																																																																																																																																																				
0	1	2	3	4	5	6	7	8	9	10																																																																																																																																																														
INTELLECTUAL PROPERTY OWNERSHIP:			NNB: OWNERSHIP		EDF: N/A		CONTRACTOR: OWNERSHIP																																																																																																																																																																	
UK PROTECTIVE MARKING: NOT PROTECTIVELY MARKED																																																																																																																																																																								



Sign	Ref.	Sign O	x-height	125
Letter colour		BLACK	SIGN FACE	
Background		YELLOW	Width	2620 mm
Border		BLACK	Height	1815 mm
Material	Class RA2 (12899-1:2007)		Area	4.76 m²


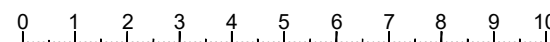


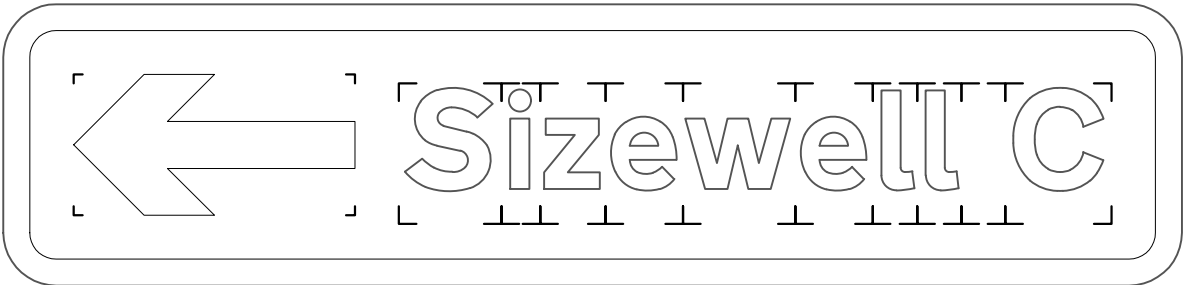
Sign	Ref.	Sign P	x-height	150
Letter colour		BLACK	SIGN FACE	
Background		YELLOW	Width	3610 mm
Border		BLACK	Height	1660 mm
Material	Class RA2 (12899-1:2007)		Area	5.98 m²

UK PROTECTIVE MARKING: NOT PROTECTIVELY MARKED	
Reproduced from Ordnance Survey map with the permission of Ordnance Survey on behalf of the controller of His Majesty's Stationery Office © Crown copyright (2024). All Rights reserved. NNB GenCo Licence: 0100060408	
DRAWING GRID / COORDINATE SYSTEM:	
SITE LOCAL GRID	<input type="checkbox"/> NATIONAL GRID OSGB36 <input checked="" type="checkbox"/>
OTHER GRID	<input type="checkbox"/> (To be defined in the contract project plan)
CONTRACT PROJECT PLAN DOC. REF. No:	N/A

NOTES:

1. ALL DIMENSIONS ARE SHOWN IN MILLIMETRES UNLESS OTHERWISE STATED.
2. DO NOT SCALE FROM THIS DRAWING.
3. THESE DRAWINGS ARE TO BE PRINTED IN COLOUR.

C01	26/01/26	KR	AJA	P6	ISSUED FOR CONSTRUCTION						MB								
P01	16/06/25	KR	JS	P1	FIRST REVISION						AJA								
REV.	DATE	PREPARED BY	CHECKED BY	STATUS	REASONS FOR REVISION						APPROVED BY								
<div>Sizewell C</div> <div>The power of good for Britain</div>					1st partner				2nd partner										
					NNB GEN				EDF ENERGY										
CONTRACTOR COMPANY TRADE NAME: WSP																			
CONTRACTOR REF. No: SZC-AD0291-WSP-ADHHSN-OFXXXX-DRW-HCH-000058																			
CONTRACT NUMBER: WSP_ASD000-007																			
CONTRACTOR WBS CODE: AD0291					QRA RELATED		Yes <input type="checkbox"/> No <input checked="" type="checkbox"/>												
<div>APPLICABILITY:</div> <div>1: Document related to Unit 1</div> <div>2: Document related to Unit 2</div> <div>6: Document that applies to buildings/systems common to Unit 1 & 2</div> <div>0: Documents that relate exclusively to buildings or systems that are common to the whole/s (e.g parking, ancillary buildings...)</div>					<div>NUCL/REP/EPR/UKX</div> <div>SZC (doc: SZ)</div> <table><tr><td>0</td><td>1</td><td>2</td><td>9</td></tr><tr><td>X</td><td></td><td></td><td></td></tr></table>				0	1	2	9	X				BUILDING		
					0	1	2	9											
					X														
					000														
SYSTEM																			
N/A																			
SCALE		DESCRIPTION																	
NTS																			
SIZE		A1																	
PAGE																			
1/1																			
TEAMSCENTRE REFERENCE No.																			
101620268																			
DOCUMENT SUB -TYPE					EDF CLASSIFICATION CODE														
DRW					N/A														
SUBCONTRACTOR COMPANY TRADE NAME					SUBCONTRACTOR DOCUMENT REF. No														
N/A					N/A														
					This pattern must be entirely readable														
					For A0 and A1 : ABERPFTHLUOOCGUWVMSZKXY														
					zsaocumwvirkfrbpdgylt 71423855690														
																			
INTELLECTUAL					NNB:		EDF:		CONTRACTOR:										
PROPERTY OWNERSHIP:					OWNERSHIP		N/A		OWNERSHIP										
UK PROTECTIVE MARKING:																			
NOT PROTECTIVELY MARKED																			



Sign	Ref.	Sign Q60	x-height	60
Letter colour		BLACK	SIGN FACE	
Background		YELLOW	Width	1005 mm
Border		BLACK	Height	240 mm
Material		Class RA2 (12899-1:2007)	Area	0.24 m²

Sign	Ref.	Sign Q75	x-height	75
Letter colour		BLACK	SIGN FACE	
Background		YELLOW	Width	1255 mm
Border		BLACK	Height	300 mm
Material		Class RA2 (12899-1:2007)	Area	0.38 m²

Sign	Ref.	Sign Q100	x-height	100
Letter colour		BLACK	SIGN FACE	
Background		YELLOW	Width	1675 mm
Border		BLACK	Height	400 mm
Material		Class RA2 (12899-1:2007)	Area	0.67 m²

Sign	Ref.	Sign Q125	x-height	125
Letter colour		BLACK	SIGN FACE	
Background		YELLOW	Width	2095 mm
Border		BLACK	Height	500 mm
Material		Class RA2 (12899-1:2007)	Area	1.05 m²

Sign	Ref.	Sign Q150	x-height	150
Letter colour		BLACK	SIGN FACE	
Background		YELLOW	Width	2510 mm
Border		BLACK	Height	600 mm
Material		Class RA2 (12899-1:2007)	Area	1.51 m²

Sign	Ref.	Sign Q200	x-height	200
Letter colour		BLACK	SIGN FACE	
Background		YELLOW	Width	3350 mm
Border		BLACK	Height	800 mm
Material		Class RA2 (12899-1:2007)	Area	2.68 m²

Sign	Ref.	Sign Q250	x-height	250
Letter colour		BLACK	SIGN FACE	
Background		YELLOW	Width	4190 mm
Border		BLACK	Height	1000 mm
Material		Class RA2 (12899-1:2007)	Area	4.19 m²

UK PROTECTIVE MARKING:
NOT PROTECTIVELY MARKED

Reproduced from Ordnance Survey map with the permission of Ordnance Survey on behalf of the controller of His Majesty's Stationery Office © Crown copyright (2024). All Rights reserved. NNB GenCo Licence: 0100060408

DRAWING GRID / COORDINATE SYSTEM:

SITE LOCAL GRID	<input type="checkbox"/>	NATIONAL GRID OSGB36	<input checked="" type="checkbox"/>
OTHER GRID	<input type="checkbox"/>	(To be defined in the contract project plan)	

CONTRACT PROJECT PLAN DOC. REF. No:


N/A

NOTES:

1. ALL DIMENSIONS ARE SHOWN IN MILLIMETRES UNLESS OTHERWISE STATED.

2. DO NOT SCALE FROM THIS DRAWING.

3. THESE DRAWINGS ARE TO BE PRINTED IN COLOUR.

C01	26/01/26	KR	AJA	P6	ISSUED FOR CONSTRUCTION				MB
P01	16/06/26	KR	JS	P1	FIRST REVISION				AJA
REV.	DATE	PREPARED BY	CHECKED BY	STATUS	REASONS FOR REVISION				APPROVED BY
					1st partner		2nd partner		
					NNB GEN		EDF ENERGY		

CONTRACTOR COMPANY TRADE NAME: WSP

CONTRACTOR REF. No: SZC-AD0291-WSP-ADHHSN-OFXXXX-DRW-HCH-000059

CONTRACT NUMBER: WSP__ASD000-007

CONTRACTOR WBS CODE: AD0291

QRA RELATED

Yes ☐ No ☒

APPLICABILITY:
1: Document related to Unit 1
2: Document related to Unit 2
9: Document that applies to buildings/systems common to Unit 1 & 2
0: Documents that relate exclusively to buildings or systems that are common to the whole site (e.g. parking, ancillary buildings...)

NUCL/REP/EPR/UKX			
SZC (doc: SZ)			
0	1	2	9
X			

BUILDING
000

SYSTEM
N/A

SCALE
NTS
SIZE
A1
PAGE
1/1


DESCRIPTION

SIZEWELL C CWHS - PEAK
CONSTRUCTION SIGNFACE DESIGN
FOR DFT NON-PRESCRIBED SIGN
(SCC NETWORK SHEET 9)


TEAMSCENTRE REFERENCE No.


101620269

DOCUMENT SUB -TYPE DRW	EDF CLASSIFICATION CODE N/A
SUBCONTRACTOR COMPANY TRADE NAME N/A	SUBCONTRACTOR DOCUMENT REF. No N/A



This pattern must be entirely readable
For A0 and A1 : ABERPFTHLUOCCGUUWMNSZKXY
zsaecummxvxfhnbddpgyfl 71423855690

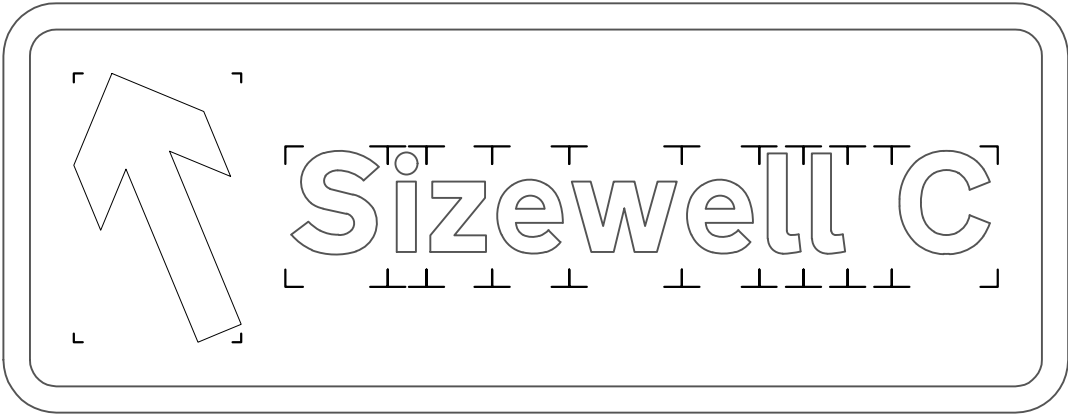





INTELLECTUAL PROPERTY OWNERSHIP:	NNB: OWNERSHIP	EDF: N/A	CONTRACTOR: OWNERSHIP
-------------------------------------	-------------------	-------------	--------------------------

UK PROTECTIVE MARKING:
NOT PROTECTIVELY MARKED

Save where otherwise stated above, Copyright © 2020 NNB Generation Company (SZC) Limited. All rights reserved. No part of this drawing to be reproduced without prior permission.



Sign	Ref.	Sign R60	x-height	60
Letter colour		BLACK	SIGN FACE	
Background		YELLOW	Width	910 mm
Border		BLACK	Height	350 mm
Material		Class RA2 (12899-1:2007)	Area	0.32 m²

Sign	Ref.	Sign R75	x-height	75
Letter colour		BLACK	SIGN FACE	
Background		YELLOW	Width	1135 mm
Border		BLACK	Height	435 mm
Material		Class RA2 (12899-1:2007)	Area	0.49 m²

Sign	Ref.	Sign R100	x-height	100
Letter colour		BLACK	SIGN FACE	
Background		YELLOW	Width	1515 mm
Border		BLACK	Height	580 mm
Material		Class RA2 (12899-1:2007)	Area	0.88 m²

Sign	Ref.	Sign R125	x-height	125
Letter colour		BLACK	SIGN FACE	
Background		YELLOW	Width	1895 mm
Border		BLACK	Height	730 mm
Material		Class RA2 (12899-1:2007)	Area	1.38 m²



Sign	Ref.	Sign R150	x-height	150
Letter colour		BLACK	SIGN FACE	
Background		YELLOW	Width	2270 mm
Border		BLACK	Height	870 mm
Material		Class RA2 (12899-1:2007)	Area	1.97 m²

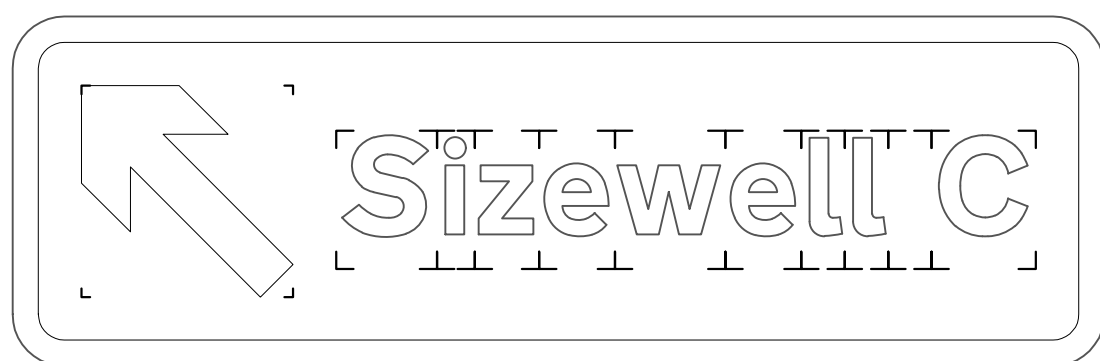
Sign	Ref.	Sign R200	x-height	200
Letter colour		BLACK	SIGN FACE	
Background		YELLOW	Width	3030 mm
Border		BLACK	Height	1160 mm
Material		Class RA2 (12899-1:2007)	Area	3.51 m²

Sign	Ref.	Sign R250	x-height	250
Letter colour		BLACK	SIGN FACE	
Background		YELLOW	Width	3790 mm
Border		BLACK	Height	1460 mm
Material		Class RA2 (12899-1:2007)	Area	5.53 m²

UK PROTECTIVE MARKING: NOT PROTECTIVELY MARKED		
Reproduced from Ordnance Survey map with the permission of Ordnance Survey on behalf of the controller of His Majesty's Stationery Office © Crown copyright (2024). All Rights reserved. NNB GenCo Licence: 0100060408		
DRAWING GRID / COORDINATE SYSTEM:		
SITE LOCAL GRID	<input type="checkbox"/>	NATIONAL GRID OSGB36 <input checked="" type="checkbox"/>
OTHER GRID	<input type="checkbox"/>	(To be defined in the contract project plan)
CONTRACT PROJECT PLAN DOC. REF. No:	N/A	

- NOTES:
- ALL DIMENSIONS ARE SHOWN IN MILLIMETRES UNLESS OTHERWISE STATED.
 - DO NOT SCALE FROM THIS DRAWING.
 - THESE DRAWINGS ARE TO BE PRINTED IN COLOUR.

C01	26/01/26	KR	AJA	P6	ISSUED FOR CONSTRUCTION				MB			
P01	16/06/25	KR	JS	P1	FIRST REVISION				AJA			
REV.	DATE	PREPARED BY	CHECKED BY	STATUS	REASONS FOR REVISION				APPROVED BY			
					1st partner		2nd partner					
					NNB GEN		EDF ENERGY					
Sizewell C The power of good for Britain												
CONTRACTOR COMPANY TRADE NAME: WSP												
CONTRACTOR REF. No: SZC-AD0291-WSP-ADHHSN-OFXXXX-DRW-HCH-000060												
CONTRACT NUMBER: WSP__ASD000-007												
CONTRACTOR WBS CODE: AD0291					QRA RELATED		Yes <input type="checkbox"/>	No <input checked="" type="checkbox"/>				
APPLICABILITY: 1: Document related to Unit 1 2: Document related to Unit 2 9: Document that applies to buildings/systems common to Unit 1 & 2 0: Documents that relate exclusively to buildings or systems that are common to the whole site (e.g. parking, ancillary buildings...)					NUCL/REP/EPR/UKX SZC (doc: SZ) 0 1 2 9 X			BUILDING 000				
								SYSTEM N/A				
SCALE NTS SIZE A1 PAGE 1/1		DESCRIPTION SIZEWELL C CWHS - PEAK CONSTRUCTION SIGNFACE DESIGN FOR DFT NON-PRESCRIBED SIGN (SCC NETWORK SHEET 10)										
TEAMS CENTRE REFERENCE No. 101620270												
DOCUMENT SUB -TYPE DRW					EDF CLASSIFICATION CODE N/A							
SUBCONTRACTOR COMPANY TRADE NAME N/A					SUBCONTRACTOR DOCUMENT REF. No N/A							
This pattern must be entirely readable For A0 and A1 : ABERPFTHLUOCGOUVWMNSZKXY zsaocummxirfhtbdpgyjt 71423855690										 		
INTELLECTUAL PROPERTY OWNERSHIP:		NNB: OWNERSHIP		EDF: N/A		CONTRACTOR: OWNERSHIP						
UK PROTECTIVE MARKING: NOT PROTECTIVELY MARKED												



Sign	Ref.	Sign S75	x-height	75
Letter colour		BLACK	SIGN FACE	
Background		YELLOW	Width	1185 mm
Border		BLACK	Height	380 mm
Material	Class RA2 (12899-1:2007)		Area	0.45 m²

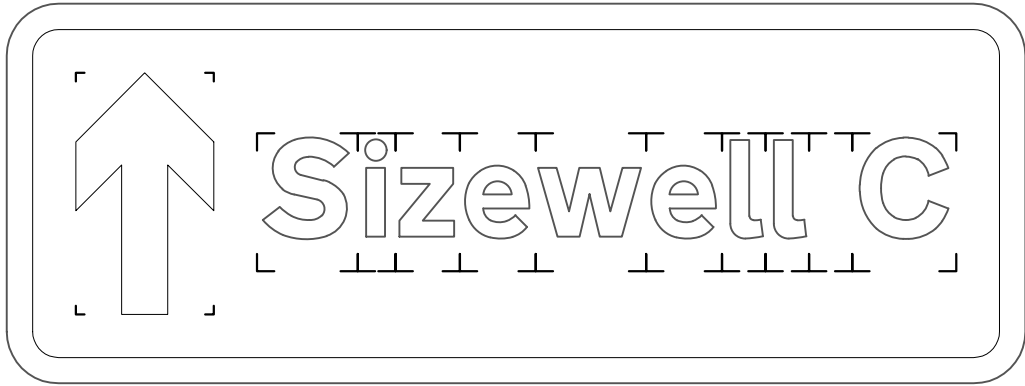
Sign	Ref.	Sign S125	x-height	125
Letter colour		BLACK	SIGN FACE	
Background		YELLOW	Width	1980 mm
Border		BLACK	Height	635 mm
Material	Class RA2 (12899-1:2007)		Area	1.26 m ²

Sign	Ref.	Sign S200	x-height	200
Letter colour		BLACK	SIGN FACE	
Background		YELLOW	Width	3160 mm
Border		BLACK	Height	1010 mm
Material	Class RA2 (12899-1:2007)		Area	3.19 m²

UK PROTECTIVE MARKING: NOT PROTECTIVELY MARKED	
Reproduced from Ordnance Survey map with the permission of Ordnance Survey on behalf of the controller of His Majesty's Stationery Office © Crown copyright (2024). All Rights reserved. NNB GenCo Licence: 0100060408	
DRAWING GRID / COORDINATE SYSTEM:	
SITE LOCAL GRID	<input type="checkbox"/> NATIONAL GRID OSGB36
OTHER GRID	<input type="checkbox"/> (To be defined in the contract project plan)
CONTRACT PROJECT PLAN DOC. REF. No: N/A	

1. ALL DIMENSIONS ARE SHOWN IN MILLIMETRES UNLESS OTHERWISE STATED.
2. DO NOT SCALE FROM THIS DRAWING.
3. THESE DRAWINGS ARE TO BE PRINTED IN COLOUR.

UK PROTECTIVE MARKING:
NOT PROTECTIVELY MARKED



Sign	Ref.	Sign T60	x-height	60
Letter colour		BLACK	SIGN FACE	
Background		YELLOW	Width	885 mm
Border		BLACK	Height	330 mm
Material		Class RA2 (12899-1:2007)	Area	0.29 m²

Sign	Ref.	Sign T75	x-height	75
Letter colour		BLACK	SIGN FACE	
Background		YELLOW	Width	1105 mm
Border		BLACK	Height	410 mm
Material		Class RA2 (12899-1:2007)	Area	0.45 m²

Sign	Ref.	Sign T100	x-height	100
Letter colour		BLACK	SIGN FACE	
Background		YELLOW	Width	1475 mm
Border		BLACK	Height	550 mm
Material		Class RA2 (12899-1:2007)	Area	0.81 m²

Sign	Ref.	Sign T125	x-height	125
Letter colour		BLACK	SIGN FACE	
Background		YELLOW	Width	1845 mm
Border		BLACK	Height	690 mm
Material		Class RA2 (12899-1:2007)	Area	1.27 m²

Sign	Ref.	Sign T150	x-height	150
Letter colour		BLACK	SIGN FACE	
Background		YELLOW	Width	2210 mm
Border		BLACK	Height	820 mm
Material		Class RA2 (12899-1:2007)	Area	1.8 m²

Sign	Ref.	Sign T200	x-height	200
Letter colour		BLACK	SIGN FACE	
Background		YELLOW	Width	2950 mm
Border		BLACK	Height	1100 mm
Material		Class RA2 (12899-1:2007)	Area	3.25 m²

Sign	Ref.	Sign T250	x-height	250
Letter colour		BLACK	SIGN FACE	
Background		YELLOW	Width	3690 mm
Border		BLACK	Height	1380 mm
Material		Class RA2 (12899-1:2007)	Area	5.09 m²

UK PROTECTIVE MARKING:
NOT PROTECTIVELY MARKED

Reproduced from Ordnance Survey map with the permission of Ordnance Survey on behalf of the controller of His Majesty's Stationery Office © Crown copyright (2024). All Rights reserved. NNB GenCo Licence: 0100060408

DRAWING GRID / COORDINATE SYSTEM:

SITE LOCAL GRID	<input type="checkbox"/>	NATIONAL GRID OSGB36	<input checked="" type="checkbox"/>
OTHER GRID	<input type="checkbox"/>	(To be defined in the contract project plan)	


CONTRACT PROJECT PLAN DOC. REF. No: N/A

NOTES:

1. ALL DIMENSIONS ARE SHOWN IN MILLIMETRES UNLESS OTHERWISE STATED.

2. DO NOT SCALE FROM THIS DRAWING.

3. THESE DRAWINGS ARE TO BE PRINTED IN COLOUR.

C01	26/01/26	KR	AJA	P6	ISSUED FOR CONSTRUCTION				MB
P01	16/06/25	KR	JS	P1	FIRST REVISION				AJA
REV.	DATE	PREPARED BY	CHECKED BY	STATUS	REASONS FOR REVISION				APPROVED BY
					1st partner		2nd partner		
					NNB GEN		EDF ENERGY		

CONTRACTOR COMPANY TRADE NAME: WSP

CONTRACTOR REF. No: SZC-AD0291-WSP-ADHHSN-OFXXXX-DRW-HCH-000062

CONTRACT NUMBER: WSP__ASD000-007

CONTRACTOR WBS CODE: AD0291	QRA RELATED	Yes <input type="checkbox"/> No <input checked="" type="checkbox"/>
-----------------------------	-------------	---

APPLICABILITY:
1: Document related to Unit 1
2: Document related to Unit 2
9: Document that applies to buildings/systems common to Unit 1 & 2
0: Documents that relate exclusively to buildings or systems that are common to the whole site (e.g. parking, ancillary buildings...)


NUCL/REP/EPR/UKX	BUILDING 000
SZC (doc: SZ)	
0 1 2 9	
X	SYSTEM N/A

SCALE NTS	DESCRIPTION SIZEWELL C CWHS - PEAK CONSTRUCTION SIGNFACE DESIGN FOR DFT NON-PREScribed SIGN (SCC NETWORK SHEET 12)
SIZE A1	
PAGE 1/1	

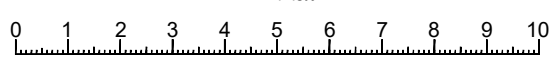
TEAMSCENTRE REFERENCE No.


101620272

DOCUMENT SUB -TYPE DRW	EDF CLASSIFICATION CODE N/A
SUBCONTRACTOR COMPANY TRADE NAME N/A	SUBCONTRACTOR DOCUMENT REF. No N/A



This pattern must be entirely readable
For A0 and A1 : ABERPFTHLUOOCGUWWMNSZKXY
zsaocummxvkrfhbtdpgyjl 71423855690

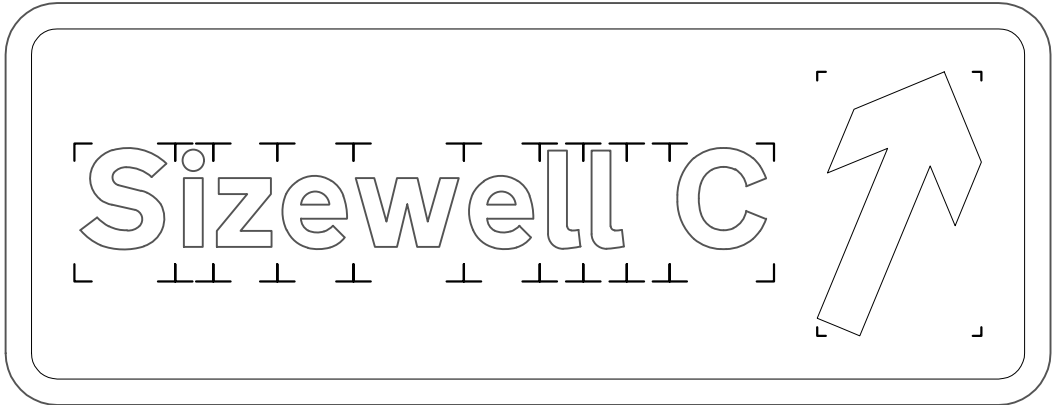




INTELLECTUAL PROPERTY OWNERSHIP:	NNB: OWNERSHIP	EDF: N/A	CONTRACTOR: OWNERSHIP
-------------------------------------	-------------------	-------------	--------------------------

UK PROTECTIVE MARKING:
NOT PROTECTIVELY MARKED

Save where otherwise stated above, Copyright © 2020 NNB Generation Company (SZC) Limited. All rights reserved. No part of this drawing to be reproduced without prior permission.



Sign	Ref.	Sign U60	x-height	60
Letter colour		BLACK	SIGN FACE	
Background		YELLOW	Width	910 mm
Border		BLACK	Height	350 mm
Material		Class RA2 (12899-1:2007)	Area	0.32 m²

Sign	Ref.	Sign U75	x-height	75
Letter colour		BLACK	SIGN FACE	
Background		YELLOW	Width	1135 mm
Border		BLACK	Height	435 mm
Material		Class RA2 (12899-1:2007)	Area	0.49 m²

Sign	Ref.	Sign U100	x-height	100
Letter colour		BLACK	SIGN FACE	
Background		YELLOW	Width	1515 mm
Border		BLACK	Height	580 mm
Material		Class RA2 (12899-1:2007)	Area	0.88 m²

Sign	Ref.	Sign U125	x-height	125
Letter colour		BLACK	SIGN FACE	
Background		YELLOW	Width	1895 mm
Border		BLACK	Height	730 mm
Material		Class RA2 (12899-1:2007)	Area	1.38 m²

Sign	Ref.	Sign U150	x-height	150
Letter colour		BLACK	SIGN FACE	
Background		YELLOW	Width	2270 mm
Border		BLACK	Height	870 mm
Material		Class RA2 (12899-1:2007)	Area	1.97 m²

Sign	Ref.	Sign U200	x-height	200
Letter colour		BLACK	SIGN FACE	
Background		YELLOW	Width	3030 mm
Border		BLACK	Height	1160 mm
Material		Class RA2 (12899-1:2007)	Area	3.51 m²

Sign	Ref.	Sign U250	x-height	250
Letter colour		BLACK	SIGN FACE	
Background		YELLOW	Width	3790 mm
Border		BLACK	Height	1460 mm
Material		Class RA2 (12899-1:2007)	Area	5.53 m²

UK PROTECTIVE MARKING:
NOT PROTECTIVELY MARKED

Reproduced from Ordnance Survey map with the permission of Ordnance Survey on behalf of the controller of His Majesty's Stationery Office © Crown copyright (2024). All Rights reserved. NNB GenCo Licence: 0100060408

DRAWING GRID / COORDINATE SYSTEM:

SITE LOCAL GRID

☐

NATIONAL GRID OSGB36

☒

OTHER GRID

☐

(To be defined in the contract project plan)

CONTRACT PROJECT PLAN DOC. REF. No:

N/A

NOTES:

1. ALL DIMENSIONS ARE SHOWN IN MILLIMETRES UNLESS OTHERWISE STATED.

2. DO NOT SCALE FROM THIS DRAWING.

3. THESE DRAWINGS ARE TO BE PRINTED IN COLOUR.

C01

26/01/26

KR

AJA

P6

P01

16/06/26

KR

JS

P1

ISSUED FOR CONSTRUCTION

MB

REV.

DATE

PREPARED BY

CHECKED BY

STATUS

APPROVED BY

FIRST REVISION

AJA

REASONS FOR REVISION

Sizewell C

The power of good for Britain

1st partner

NNB GEN

2nd partner

EDF ENERGY

CONTRACTOR COMPANY TRADE NAME: WSP

CONTRACTOR REF. No: SZC-AD0291-WSP-ADHHSN-OFXXXX-DRW-HCH-000063

CONTRACT NUMBER: WSP__ASD000-007

CONTRACTOR WBS CODE: AD0291

QRA RELATED

Yes ☐ No ☒

APPLICABILITY:
1: Document related to Unit 1
2: Document related to Unit 2
9: Document that applies to buildings/systems common to Unit 1 & 2
0: Documents that relate exclusively to buildings or systems that are common to the whole site (e.g. parking, ancillary buildings...)

NUCL/REP/EPR/UKX

SZC (doc: SZ)

0

1

2

9

X

BUILDING

000

SYSTEM

N/A

SCALE
NTS
SIZE
A1
PAGE
1/1

DESCRIPTION

SIZEWELL C CWHS - PEAK
CONSTRUCTION SIGNFACE DESIGN
FOR DFT NON-PRESCRIBED SIGN
(SCC NETWORK SHEET 13)

TEAMS CENTRE REFERENCE No.

101620273

DOCUMENT SUB -TYPE
DRW

EDF CLASSIFICATION CODE
N/A

SUBCONTRACTOR COMPANY TRADE NAME
N/A

SUBCONTRACTOR DOCUMENT REF. No
N/A

This pattern must be entirely readable
For A0 and A1 : ABERPFTHLUOOCGUWWMNSZKXY
zsaecommwvkrfhbtdpgyfl 71423855690

0

1

2

3

4

5

6

7

8

9

10

INTELLECTUAL
PROPERTY OWNERSHIP:

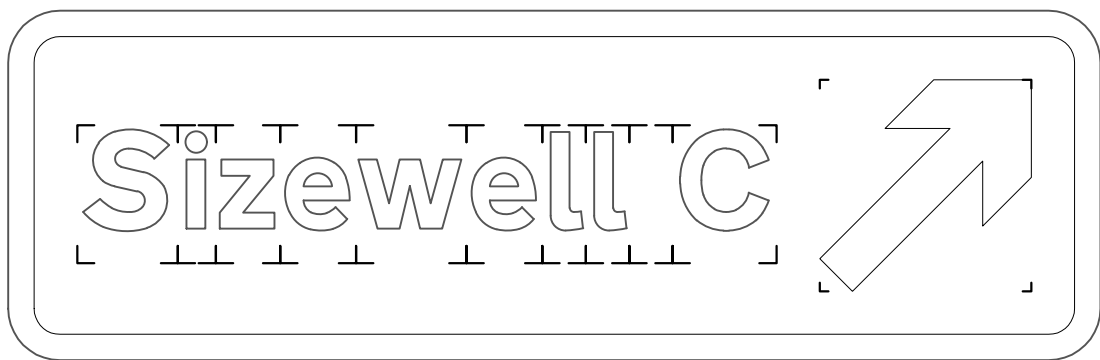
NNB:
OWNERSHIP

EDF:
N/A

CONTRACTOR:
OWNERSHIP

UK PROTECTIVE MARKING:
NOT PROTECTIVELY MARKED

Save where otherwise stated above, Copyright © 2020 NNB Generation Company (SZC) Limited. All rights reserved. No part of this drawing to be reproduced without prior permission.



Sign	Ref.	Sign V75	x-height	75
Letter colour		BLACK	SIGN FACE	
Background		YELLOW	Width	1185 mm
Border		BLACK	Height	380 mm
Material	Class RA2 (12899-1:2007)		Area	0.45 m²

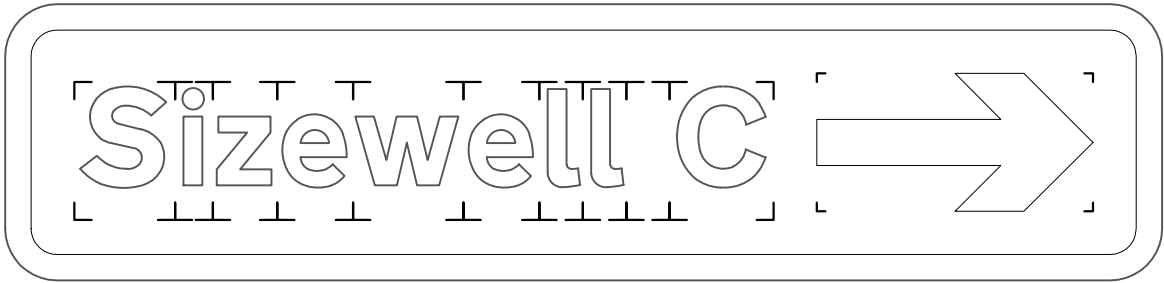
Sign	Ref.	Sign V125	x-height	125
Letter colour		BLACK	SIGN FACE	
Background		YELLOW	Width	1980 mm
Border		BLACK	Height	635 mm
Material	Class RA2 (12899-1:2007)		Area	1.26 m²

Sign	Ref.	Sign V200	x-height	200
Letter colour		BLACK	SIGN FACE	
Background		YELLOW	Width	3160 mm
Border		BLACK	Height	1010 mm
Material	Class RA2 (12899-1:2007)		Area	3.19 m²

Page 14

1. ALL DIMENSIONS ARE SHOWN IN MILLIMETRES UNLESS OTHERWISE STATED.
2. DO NOT SCALE FROM THIS DRAWING.
3. THESE DRAWINGS ARE TO BE PRINTED IN COLOUR.

Save where otherwise stated above, Copyright © 2020 NNB Generation Company (SZC) Limited. All rights reserved. No part of this drawing to be reproduced without prior permission.



Sign	Ref.	Sign W60	x-height	60
Letter colour		BLACK	SIGN FACE	
Background		YELLOW	Width	1005 mm
Border		BLACK	Height	240 mm
Material		Class RA2 (12899-1:2007)	Area	0.24 m²

Sign	Ref.	Sign W75	x-height	75
Letter colour		BLACK	SIGN FACE	
Background		YELLOW	Width	1255 mm
Border		BLACK	Height	300 mm
Material		Class RA2 (12899-1:2007)	Area	0.38 m²

Sign	Ref.	Sign W100	x-height	100
Letter colour		BLACK	SIGN FACE	
Background		YELLOW	Width	1675 mm
Border		BLACK	Height	400 mm
Material		Class RA2 (12899-1:2007)	Area	0.67 m²

Sign	Ref.	Sign W125	x-height	125
Letter colour		BLACK	SIGN FACE	
Background		YELLOW	Width	2095 mm
Border		BLACK	Height	500 mm
Material		Class RA2 (12899-1:2007)	Area	1.05 m²



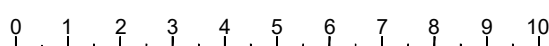
Sign	Ref.	Sign W150	x-height	150
Letter colour		BLACK	SIGN FACE	
Background		YELLOW	Width	2510 mm
Border		BLACK	Height	600 mm
Material		Class RA2 (12899-1:2007)	Area	1.51 m²

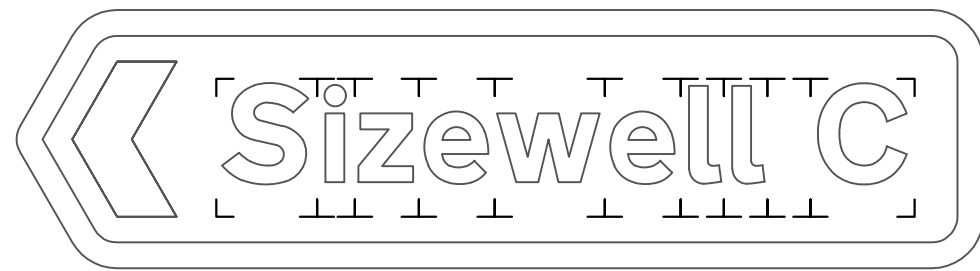
Sign	Ref.	Sign W200	x-height	200
Letter colour		BLACK	SIGN FACE	
Background		YELLOW	Width	3350 mm
Border		BLACK	Height	800 mm
Material		Class RA2 (12899-1:2007)	Area	2.68 m²

Sign	Ref.	Sign W250	x-height	250
Letter colour		BLACK	SIGN FACE	
Background		YELLOW	Width	4190 mm
Border		BLACK	Height	1000 mm
Material		Class RA2 (12899-1:2007)	Area	4.19 m²

UK PROTECTIVE MARKING: NOT PROTECTIVELY MARKED		
Reproduced from Ordnance Survey map with the permission of Ordnance Survey on behalf of the controller of His Majesty's Stationery Office © Crown copyright (2024). All Rights reserved. NNB GenCo Licence: 0100060408		
DRAWING GRID / COORDINATE SYSTEM:		
SITE LOCAL GRID	<input type="checkbox"/>	NATIONAL GRID OSGB36 <input checked="" type="checkbox"/>
OTHER GRID	<input type="checkbox"/>	(To be defined in the contract project plan)
CONTRACT PROJECT PLAN DOC. REF. No:	N/A	

- NOTES:
- ALL DIMENSIONS ARE SHOWN IN MILLIMETRES UNLESS OTHERWISE STATED.
 - DO NOT SCALE FROM THIS DRAWING.
 - THESE DRAWINGS ARE TO BE PRINTED IN COLOUR.

C01	26/01/26	KR	AJA	P6	ISSUED FOR CONSTRUCTION		MB						
P01	16/06/26	KR	JS	P1	FIRST REVISION		AJA						
REV.	DATE	PREPARED BY	CHECKED BY	STATUS	REASONS FOR REVISION		APPROVED BY						
				1st partner	2nd partner								
				NNB GEN	EDF ENERGY								
CONTRACTOR COMPANY TRADE NAME: WSP													
CONTRACTOR REF. No: SZC-AD0291-WSP-ADHHSN-OFXXXX-DRW-HCH-000065													
CONTRACT NUMBER: WSP__ASD000-007													
CONTRACTOR WBS CODE: AD0291				QRA RELATED		Yes <input type="checkbox"/>	No <input checked="" type="checkbox"/>						
APPLICABILITY: 1: Document related to Unit 1 2: Document related to Unit 2 9: Document that applies to buildings/systems common to Unit 1 & 2 0: Documents that relate exclusively to buildings or systems that are common to the whole site (e.g. parking, ancillary buildings...)				<table><tr><td>NUCL/REP/EPR/UKX</td></tr><tr><td>SZC (doc: SZ)</td></tr><tr><td>0 1 2 9</td></tr><tr><td>X</td></tr></table>		NUCL/REP/EPR/UKX	SZC (doc: SZ)	0 1 2 9	X	BUILDING 000			
NUCL/REP/EPR/UKX													
SZC (doc: SZ)													
0 1 2 9													
X													
SYSTEM N/A													
SCALE NTS		DESCRIPTION SIZEWELL C CWHS - PEAK CONSTRUCTION SIGNFACE DESIGN FOR DFT NON-PRESCRIBED SIGN (SCC NETWORK SHEET 15)											
SIZE A1													
PAGE 1/1													
TEAMS CENTRE REFERENCE No. 101620275													
DOCUMENT SUB -TYPE DRW				EDF CLASSIFICATION CODE N/A									
SUBCONTRACTOR COMPANY TRADE NAME N/A				SUBCONTRACTOR DOCUMENT REF. No N/A									
<div><div></div><div>This pattern must be entirely readable For A0 and A1 : ABERPFTHLUOCGOUWMNSZKXY zsaoccmumxirfhtbdpgyjt 71423855690</div><div></div></div>													
INTELLECTUAL PROPERTY OWNERSHIP:		NNB: OWNERSHIP		EDF: N/A		CONTRACTOR: OWNERSHIP							
UK PROTECTIVE MARKING: NOT PROTECTIVELY MARKED													



Sign	Ref.	Sign X75	x-height	75
Letter colour		BLACK	SIGN FACE	
Background		YELLOW	Width	1055 mm
Border		BLACK	Height	280 mm
Material	Class RA2 (12899-1:2007)		Area	0.30 m ²

Sign	Ref.	Sign X125	x-height	125
Letter colour		BLACK	SIGN FACE	
Background		YELLOW	Width	1755 mm
Border		BLACK	Height	470 mm
Material	Class RA2 (12899-1:2007)		Area	0.82 m ²

Sign	Ref.	Sign X200	x-height	200
Letter colour		BLACK	SIGN FACE	
Background		YELLOW	Width	2810 mm
Border		BLACK	Height	750 mm
Material	Class RA2 (12899-1:2007)		Area	2.11 m ²

Page 16



Sign	Ref.	Sign Y60	x-height	60
Letter colour		BLACK	SIGN FACE	
Background		YELLOW	Width	840 mm
Border		BLACK	Height	225 mm
Material		Class RA2 (12899-1:2007)	Area	0.19 m²

Sign	Ref.	Sign Y75	x-height	75
Letter colour		BLACK	SIGN FACE	
Background		YELLOW	Width	1055 mm
Border		BLACK	Height	280 mm
Material		Class RA2 (12899-1:2007)	Area	0.30 m²

Sign	Ref.	Sign Y100	x-height	100
Letter colour		BLACK	SIGN FACE	
Background		YELLOW	Width	1405 mm
Border		BLACK	Height	375 mm
Material		Class RA2 (12899-1:2007)	Area	0.53 m²

Sign	Ref.	Sign Y125	x-height	125
Letter colour		BLACK	SIGN FACE	
Background		YELLOW	Width	1755 mm
Border		BLACK	Height	470 mm
Material		Class RA2 (12899-1:2007)	Area	0.82 m²

Sign	Ref.	Sign Y150	x-height	150
Letter colour		BLACK	SIGN FACE	
Background		YELLOW	Width	2110 mm
Border		BLACK	Height	560 mm
Material		Class RA2 (12899-1:2007)	Area	1.18 m²

Sign	Ref.	Sign Y200	x-height	200
Letter colour		BLACK	SIGN FACE	
Background		YELLOW	Width	2810 mm
Border		BLACK	Height	750 mm
Material		Class RA2 (12899-1:2007)	Area	2.11 m²

Sign	Ref.	Sign Y250	x-height	250
Letter colour		BLACK	SIGN FACE	
Background		YELLOW	Width	3510 mm
Border		BLACK	Height	940 mm
Material		Class RA2 (12899-1:2007)	Area	3.30 m²

UK PROTECTIVE MARKING:
NOT PROTECTIVELY MARKED

Reproduced from Ordnance Survey map with the permission of Ordnance Survey on behalf of the controller of His Majesty's Stationery Office © Crown copyright (2024). All Rights reserved. NNB GenCo Licence: 0100060408

DRAWING GRID / COORDINATE SYSTEM:

SITE LOCAL GRID

OTHER GRID

CONTRACT PROJECT PLAN DOC. REF. No: N/A

NOTES:

1. ALL DIMENSIONS ARE SHOWN IN MILLIMETRES UNLESS OTHERWISE STATED.

2. DO NOT SCALE FROM THIS DRAWING.

3. THESE DRAWINGS ARE TO BE PRINTED IN COLOUR.

C01	26/01/26	KR	AJA	P6		ISSUED FOR CONSTRUCTION			MB
P01	16/06/25	KR	JS	P1		FIRST REVISION			AJA
REV.	DATE	PREPARED BY	CHECKED BY	STATUS		REASONS FOR REVISION			APPROVED BY
						1st partner		2nd partner	
						NNB GEN		EDF ENERGY	

CONTRACTOR COMPANY TRADE NAME: WSP

CONTRACTOR REF. No: SZC-AD0291-WSP-ADHHSN-OFXXXX-DRW-HCH-000067

CONTRACT NUMBER: WSP__ASD000-007

CONTRACTOR WBS CODE: AD0291

QRA RELATED

Yes ☐ No ☒

APPLICABILITY:
1: Document related to Unit 1
2: Document related to Unit 2
9: Document that applies to buildings/systems common to Unit 1 & 2
0: Documents that relate exclusively to buildings or systems that are common to the whole site (e.g. parking, ancillary buildings...)

NUCL/REP/EPR/UKX			
SZC (doc: SZ)			
0	1	2	9
X			

BUILDING
000

SYSTEM
N/A

SCALE
NTS

SIZE
A1

PAGE
1/1

DESCRIPTION

SIZEWELL C CWHS - PEAK
CONSTRUCTION SIGNFACE DESIGN
FOR DFT NON-PRESCRIBED SIGN
(SCC NETWORK SHEET 17)

TEAMS CENTRE REFERENCE No.

101620277

DOCUMENT SUB -TYPE
DRW

EDF CLASSIFICATION CODE
N/A

SUBCONTRACTOR COMPANY TRADE NAME
N/A

SUBCONTRACTOR DOCUMENT REF. No
N/A

This pattern must be entirely readable
For A0 and A1 : ABERPFTHLUOCGOUWMNSZKXY
zsaocumuxvirkhbdpgyjl 71423855690

0

1

2

3

4

5

6

7

8

9

10

INTELLECTUAL
PROPERTY OWNERSHIP:

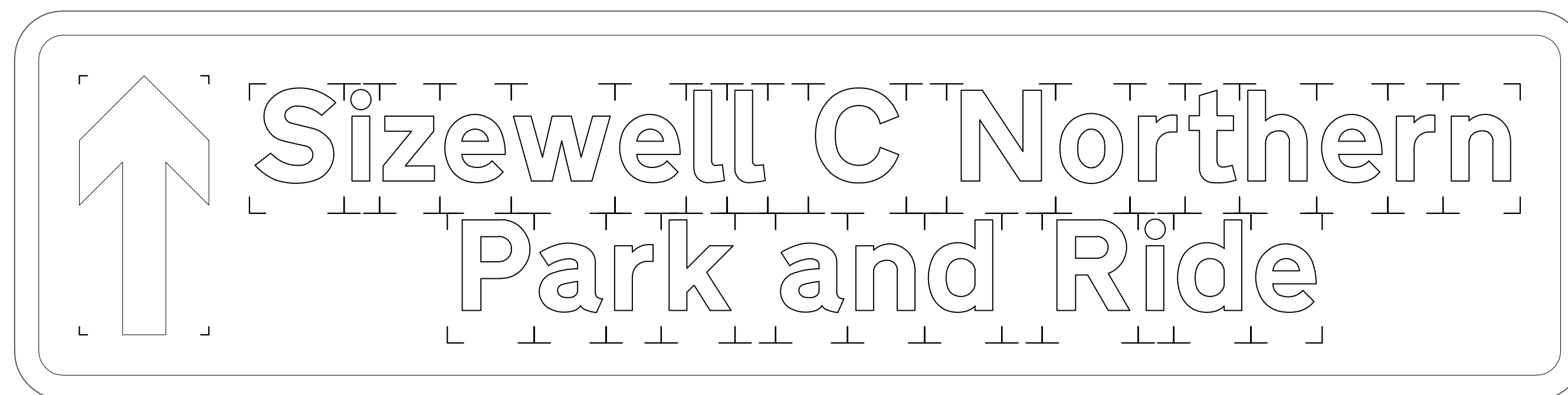
NNB:
OWNERSHIP

EDF:
N/A

CONTRACTOR:
OWNERSHIP

UK PROTECTIVE MARKING:
NOT PROTECTIVELY MARKED

Save where otherwise stated above, Copyright © 2020 NNB Generation Company (SZC) Limited. All rights reserved. No part of this drawing to be reproduced without prior permission.



Sign	Ref.	Sign Z	x-height	125
Letter colour		BLACK	SIGN FACE	
Background		YELLOW	Width	3030 mm
Border		BLACK	Height	750 mm
Material	Class RA2 (12899-1:2007)		Area	2.27 m²

[illegible]