

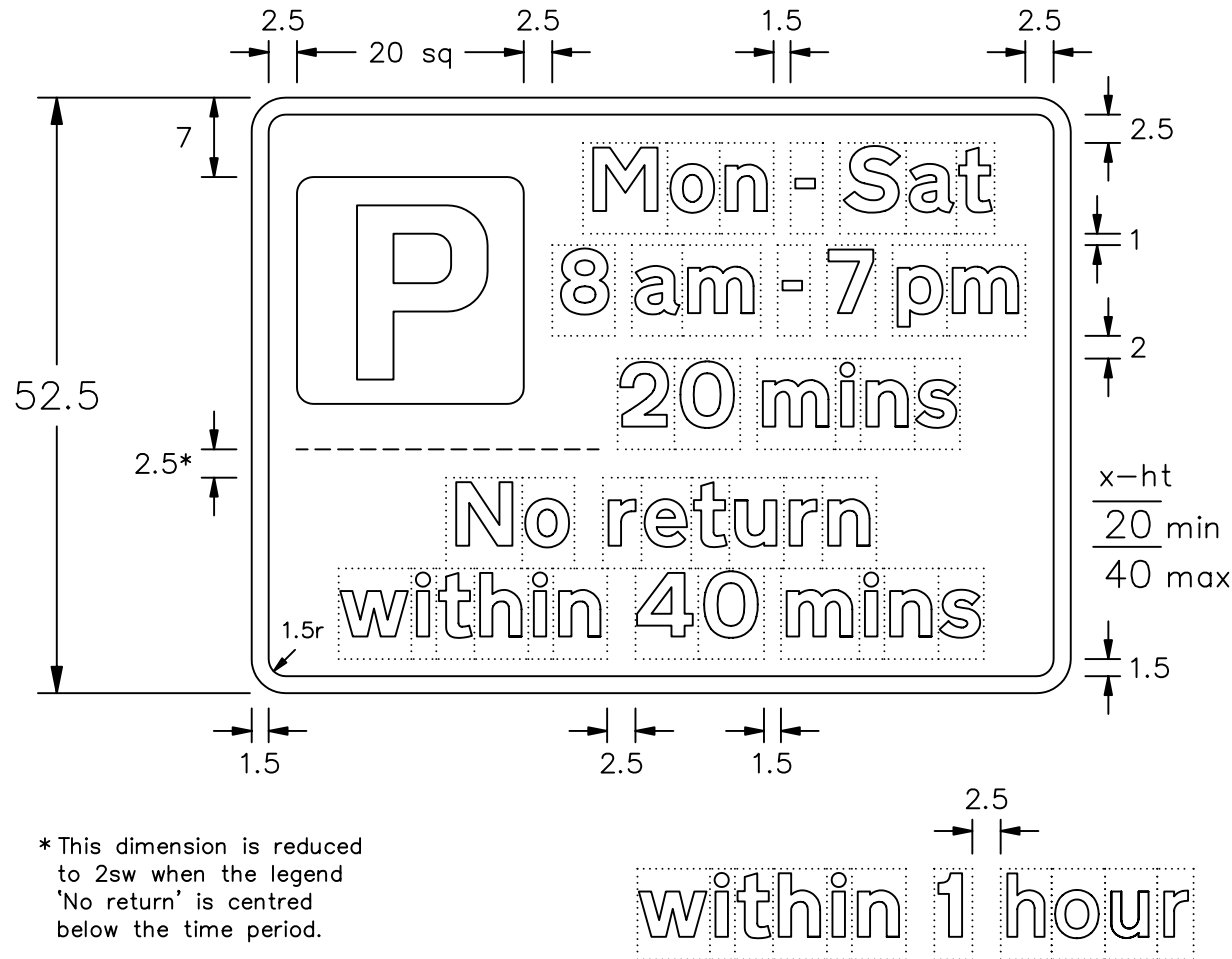
Drawing No.
P 661.1
Sheet 1 of 3

Related Drawing
S 43

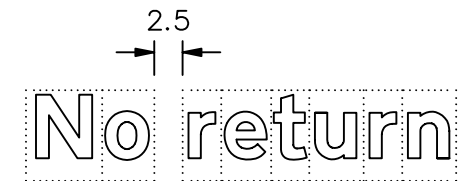
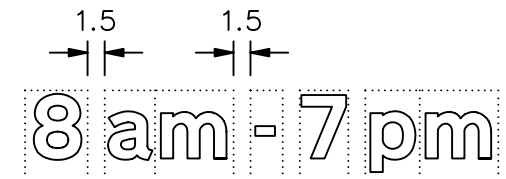
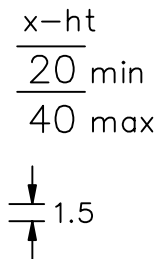
Before using this drawing, confirm that it has not been superseded.

© CROWN COPYRIGHT

- NOTES: 1. The legend is from the Transport Heavy alphabet at the x-heights shown.
2. Details of the 'P' symbol are given on drawing S 43.
3. The tile outlines do not form part of the sign.
4. COLOURS : Background ----- WHITE
Legend & Border ---- BLACK
'P' symbol ----- WHITE
'P' Tile ----- BLUE
5. DIMENSIONS : x-heights are in millimetres, other dimensions are in stroke widths. (4sw = x-height)
6. See sheets 2 and 3 for variants. See section 12 in Chapter 7 of the Traffic Signs Manual for further details of time plate design.



* This dimension is reduced to 2sw when the legend 'No return' is centred below the time period.



P661x1-1

Issue C : Revised dimensions at top of sign. Sheet 2 amended

<p><i>Department for</i> Transport</p>	<p>Title: Regulatory Sign TIME LIMITED PARKING</p>	Issue: A: 22.7.94	Drawn by: S.P.	<p>Dimensions: SEE NOTE 5</p>	<p>Drawing No. P 661.1 Sheet 1 of 3</p>
		B: 24.9.04	Approved by:		
		C: 11.7.05	R.M.		

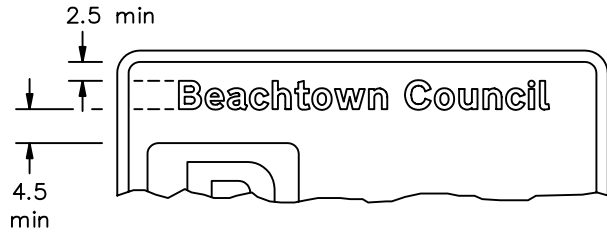
Drawing No.
P 661.1
 Sheet 2 of 3

Related Drawing
S 43

Before using this drawing, confirm that it has not been superseded.

© CROWN COPYRIGHT

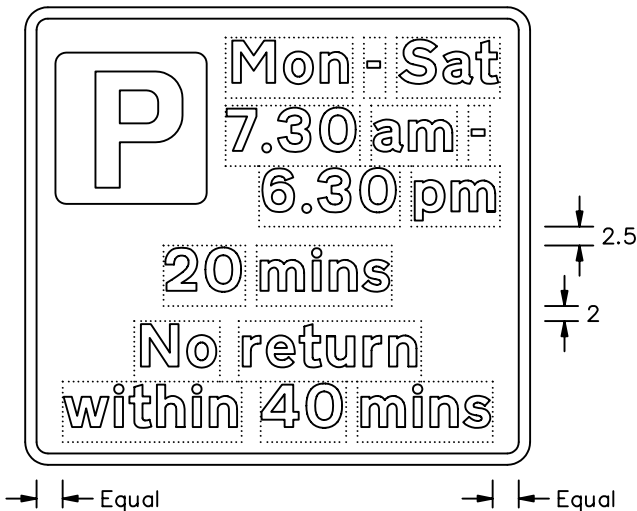
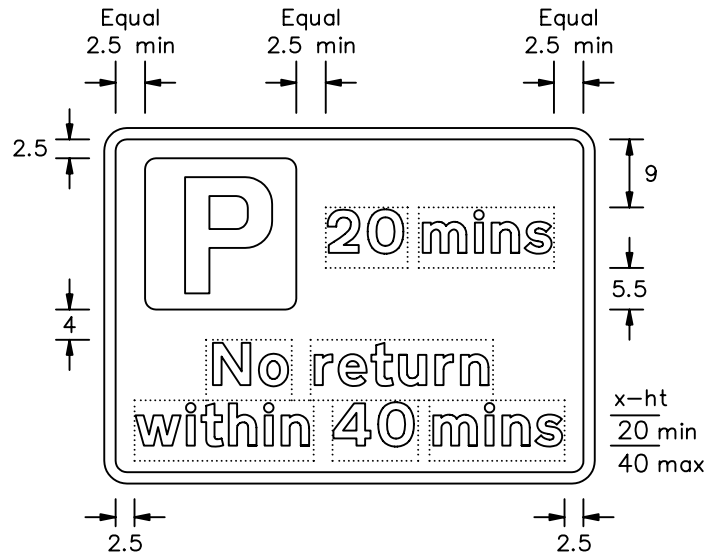
- NOTES: 1. The legend is from the Transport Heavy alphabet at the x-heights shown.
2. Details of the 'P' symbol are given on drawing S 43.
3. The tile outlines do not form part of the signs.
4. COLOURS : Background ----- WHITE
 Legend & Border ---- BLACK
 'P' symbol ----- WHITE
 'P' Tile ----- BLUE
5. DIMENSIONS : x-heights are in millimetres, other dimensions are in stroke widths. (4sw = x-height)
6. See sheet 1 for other dimensions and sheet 3 for other variants.



VARIANTS SHOWING NAME OF TRAFFIC AUTHORITY



NOTE : The x-height of name may be smaller than that for the main legend.



P661x1-2

Issue C : In bottom left hand drawing, vertical gap below 'P' increased to 4sw. Sheet 1 amended

Department for Transport	Title :	Regulatory Signs	Issue :	Date :	Drawn by :	Dimensions :	Drawing No.
		TIME LIMITED PARKING	A :	22.7.94	L.W.	SEE	P 661.1
		(variants)	B :	24.9.04	Approved by :	NOTE 5	Sheet 2 of 3
			C :	11.7.05	R.M.		

Drawing No.

P 661.1
Sheet 3 of 3

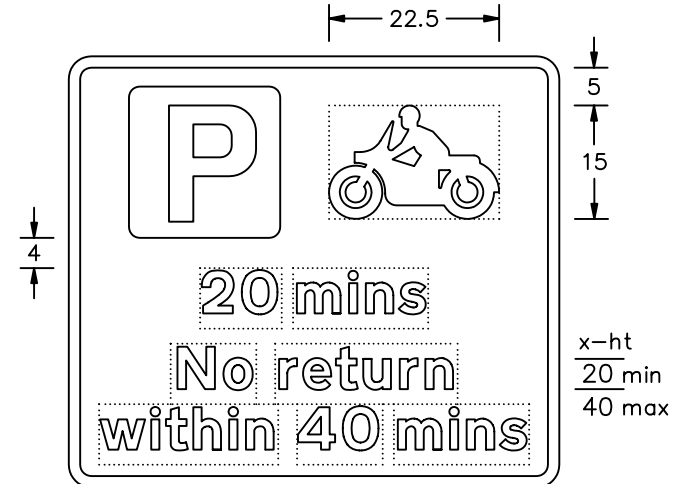
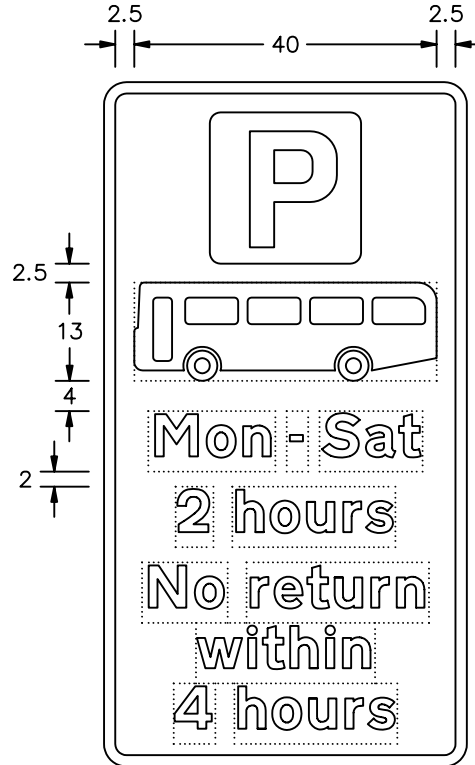
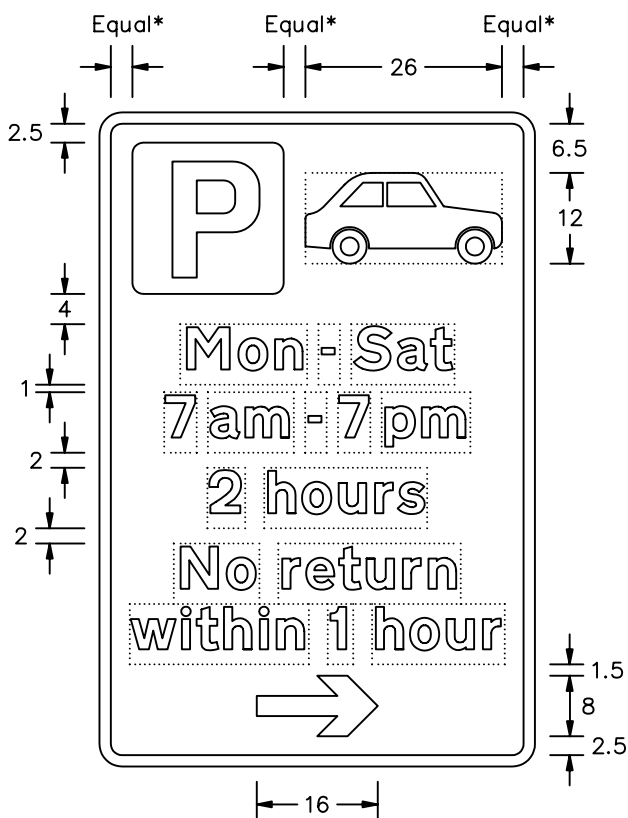
Related Drawings

S 16, S 23,
S 25 Sheet 1 & S 43

Before using this drawing, confirm that it has not been superseded.

© CROWN COPYRIGHT

* 2.5 min when bus symbol is placed alongside the 'P' symbol or when 'within 1 hour' is on two lines



- NOTES: 1. The legend is from the Transport Heavy alphabet at the x-heights shown.
2. Details of the 'P' symbol are given on drawing S 43. Details of the car, motor cycle and bus symbols are given on drawings S 16, S 23 and S 25 sheet 1 respectively.
3. The tile outlines do not form part of the signs.
4. COLOURS : Background ----- WHITE
Legend & Border ----- BLACK
'P' symbol ----- WHITE
'P' Tile ----- BLUE
Other symbols & Arrow ---- BLACK
5. DIMENSIONS : x-heights are in millimetres, other dimensions are in stroke widths. (4sw = x-height)
6. See sheet 1 for other dimensions and sheet 2 for other variants.

P661x1-3

Issue C : Sheets 1 & 2 amended

Department for
Transport

Title: Regulatory Signs
TIME LIMITED PARKING
(variants)

Issue: Date:
A: 22.7.94
B: 24.9.04
C: 11.7.05

Drawn by: L.W.
Approved by: R.M.

Dimensions:
SEE
NOTE 5

Drawing No.
P 661.1
Sheet 3 of 3